



US00D753017S

(12) **United States Design Patent**  
**Perry et al.**

(10) **Patent No.:** **US D753,017 S**  
(45) **Date of Patent:** **\*\* Apr. 5, 2016**

(54) **MEDALLION**

(71) Applicant: **Archdiocese of Chicago**, Chicago, IL  
(US)

(72) Inventors: **Joseph N Perry**, South Holland, IL  
(US); **Alvin Gerard Jordan**, Paoli, PA  
(US)

(73) Assignee: **Archdiocese of Chicago**, Chicago, IL  
(US)

(\*\*) Term: **14 Years**

(21) Appl. No.: **29/519,049**

(22) Filed: **Mar. 2, 2015**

(51) **LOC (10) Cl.** ..... **11-03**

(52) **U.S. Cl.**  
USPC ..... **D11/104**

(58) **Field of Classification Search**  
USPC ..... D11/30, 40, 44, 48, 60, 79, 81, 86,  
D11/95-116, 125, 131, 133, 149, 157, 211,  
D11/217, 219, 223, 1; 63/1.11, 13, 18-20;  
D99/17, 23, 25, 27, 30; 428/3; D8/348;  
40/358; 206/575

CPC ..... A44C 15/001; A44C 9/0053; A44C  
15/0015; A44C 1/00; A44C 15/00; A44C  
7/00; A44C 25/004; A44C 5/0092; A44C  
11/002; A47G 33/02; B44D 3/04; B43L 3/00  
See application file for complete search history.

(56) **References Cited**

**U.S. PATENT DOCUMENTS**

D163,793 S \* 7/1951 Creason ..... D11/100  
D256,004 S \* 7/1980 Freeman ..... D11/110

D286,389 S *	10/1986	Davidson	.....	D11/114
D302,533 S *	8/1989	Hagee	.....	D11/104
D319,415 S *	8/1991	Johnston	.....	D11/95
D382,832 S *	8/1997	Burris	.....	D11/112
D449,791 S *	10/2001	Clark	.....	D11/101
D479,808 S *	9/2003	Richter	.....	D11/101
D493,935 S *	8/2004	Agemura	.....	D99/17
D506,412 S *	6/2005	Agemura	.....	D11/107
D507,987 S *	8/2005	Davis	.....	D11/95
D510,470 S *	10/2005	Agemura	.....	D11/107
D513,355 S *	12/2005	Agemura	.....	D11/107
D587,160 S *	2/2009	Beyrich	.....	D11/116
D615,448 S *	5/2010	Jederman	.....	D11/107
D621,293 S *	8/2010	Lawrence	.....	D11/102

\* cited by examiner

*Primary Examiner* — T. Chase Nelson

*Assistant Examiner* — Mark Cavanna

(74) *Attorney, Agent, or Firm* — McAndrews, Held & Malloy, Ltd.

(57) **CLAIM**

The ornamental design for a medallion, as shown and described.

**DESCRIPTION**

FIG. 1 is a front elevation view of a medallion showing our new design; and,

FIG. 2 is a rear elevation view thereof.

FIG. 3 is a front elevation view of a second embodiment of a medallion showing our new design; and,

FIG. 4 is a rear elevation view thereof.

The dot-dashed lines in the Figures represent an unclaimed boundary line and form no part of the claimed design.

The diagonal shade lines in FIGS. 3 and 4 represent a substantially planar surface and form no part of the claimed design.

**1 Claim, 4 Drawing Sheets**





FIG. 1




FIG. 2




FIG. 3



FIG. 4

