



US00D753014S

(12) **United States Design Patent**  
**Vaughan et al.**

(10) **Patent No.:** **US D753,014 S**  
(45) **Date of Patent:** **\*\* Apr. 5, 2016**

(54) **PENDANT**

(71) Applicant: **Athletes for Christ, LP**, Beaumont, TX  
(US)

(72) Inventors: **John Kennedy Vaughan**, Beaumont, TX  
(US); **Tammie Vaughan**, Beaumont, TX  
(US)

(73) Assignee: **ATHLETES FOR CHRIST, LP**,  
Beaumont, TX (US)

(\*\*) Term: **14 Years**

(21) Appl. No.: **29/517,280**

(22) Filed: **Feb. 11, 2015**

(51) **LOC (10) Cl.** ..... **11-01**

(52) **U.S. Cl.**  
USPC ..... **D11/81; D11/56**

(58) **Field of Classification Search**  
USPC ..... D11/1, 2, 7, 8, 40-44, 79-86, 90, 91,  
D11/92, 93, 54, 56; D21/680-685  
CPC ..... A44C 1/00; A44C 3/00; A44C 3/004;  
A44C 3/005; A44C 3/007; A44C 3/008;  
A44C 5/02; A44C 7/002; A44C 25/00;  
A44C 25/001; A44C 25/002; A44C 25/004;  
A44C 25/005; A44C 25/007  
See application file for complete search history.

(56) **References Cited**

**U.S. PATENT DOCUMENTS**

D160,301 S \* 10/1950 Chernow ..... D11/81  
D179,890 S \* 3/1957 Fifield ..... D11/81  
D187,710 S \* 4/1960 Jacobi et al. .... D11/56  
D263,571 S \* 3/1982 Beier ..... D11/103  
D263,813 S \* 4/1982 Buschmann ..... D11/56  
D333,447 S \* 2/1993 Butler, Jr. .... D11/56

D334,354 S \* 3/1993 McNally, Jr. .... D11/103  
D505,636 S \* 5/2005 Bisceglie ..... D11/79  
D575,667 S \* 8/2008 Mudrick ..... D11/103  
D619,353 S \* 7/2010 Ash ..... D3/208  
8,061,068 B1 \* 11/2011 Donovan ..... A41C 3/04  
40/586

**OTHER PUBLICATIONS**

[online] [http://cdn1.bigcommerce.com/n-63unu/d05toasu/products/792/images/1232/Heart\\_Weight\\_Plate\\_lof2\\_95290.1433449590.1280.1280.jpg?c=2](http://cdn1.bigcommerce.com/n-63unu/d05toasu/products/792/images/1232/Heart_Weight_Plate_lof2_95290.1433449590.1280.1280.jpg?c=2). Retrieved Jan. 3, 2016.\*

\* cited by examiner

*Primary Examiner* — Garth Rademaker

*Assistant Examiner* — Melanie Pellegrini

(74) *Attorney, Agent, or Firm* — Egbert Law Offices, PLLC

(57) **CLAIM**

The ornamental design for a pendant, as shown and described.

**DESCRIPTION**

FIG. 1 is a front perspective view of a pendant showing our new design.

FIG. 2 is a front thereof;

FIG. 3 is a rear view thereof;

FIG. 4 is a top view thereof;

FIG. 5 is a bottom view thereof;

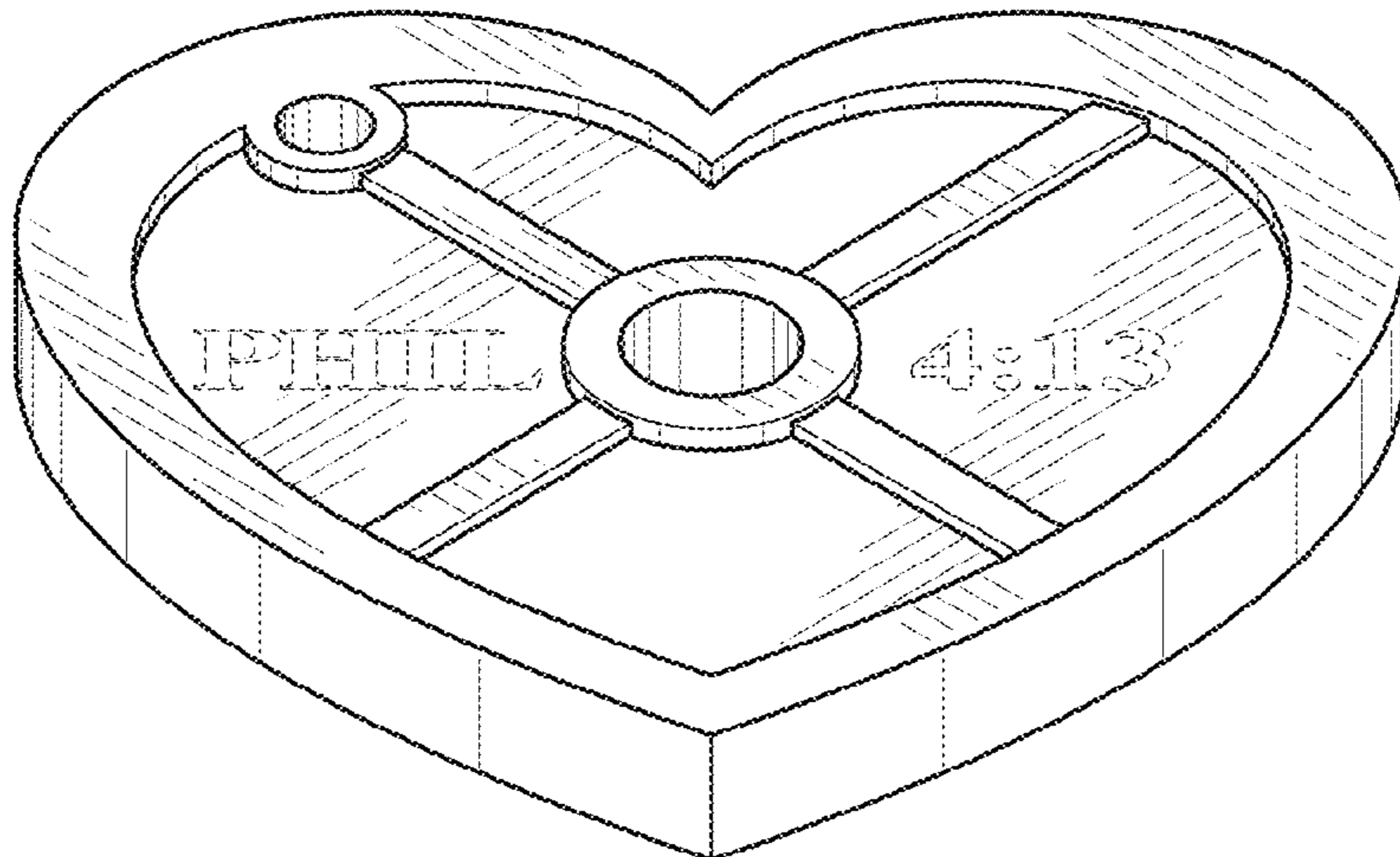
FIG. 6 is a side view thereof;

FIG. 7 is an opposite view thereof; and,

FIG. 8 is a rear perspective view thereof.

The broken lines showing a chain in FIG. 2 represent environmental subject matter and all other broken lines in the drawings represent unclaimed portions of the pendant. The broken lines form no part of the claimed design.

**1 Claim, 3 Drawing Sheets**



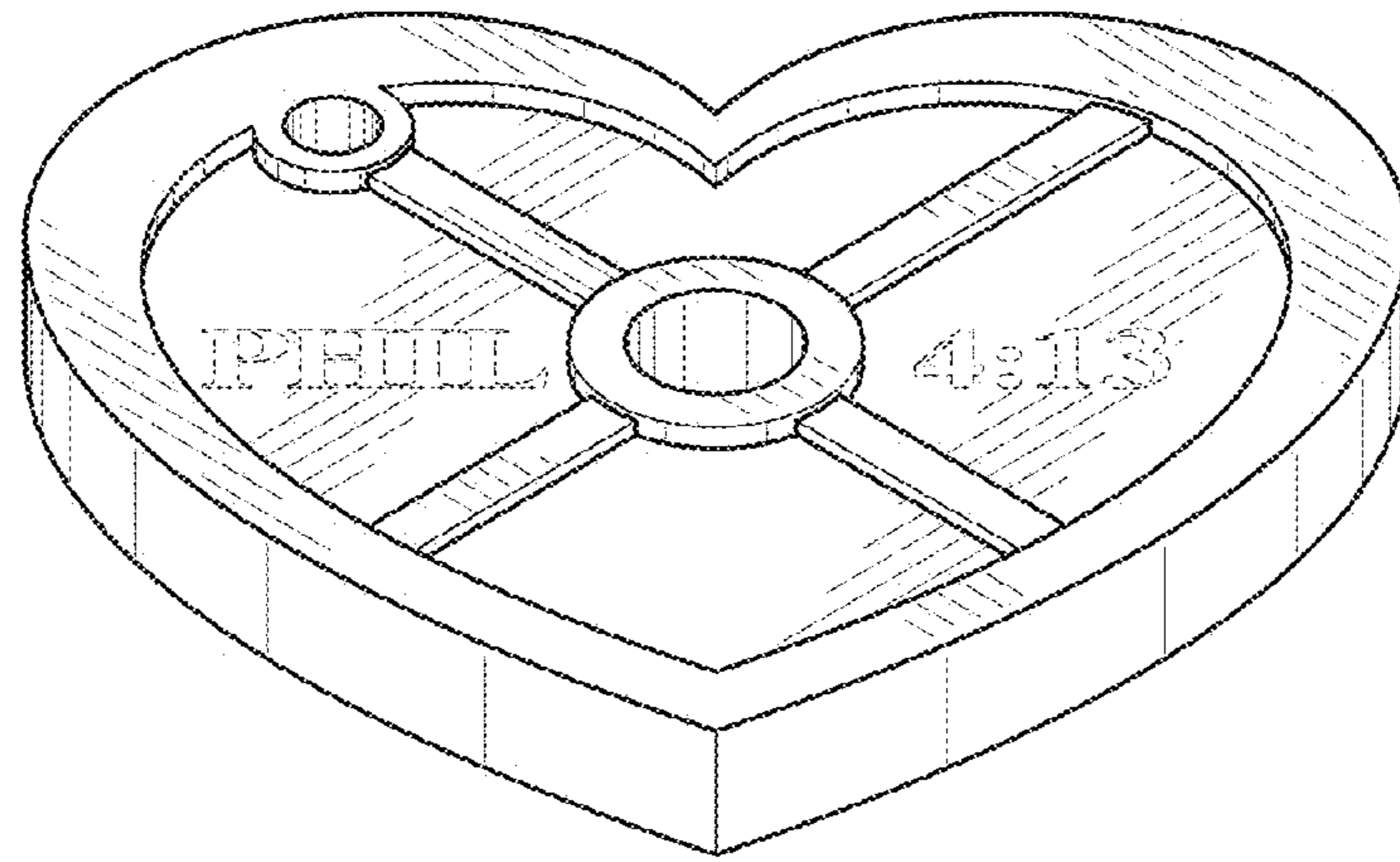


FIG. 1




FIG. 2




FIG. 3




FIG. 6

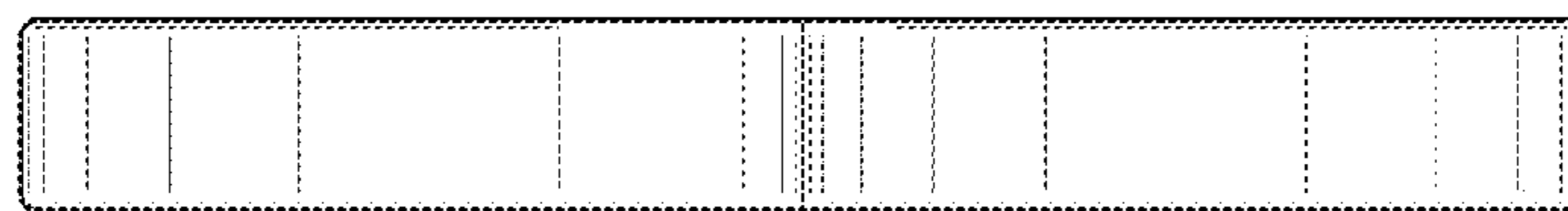


FIG. 4

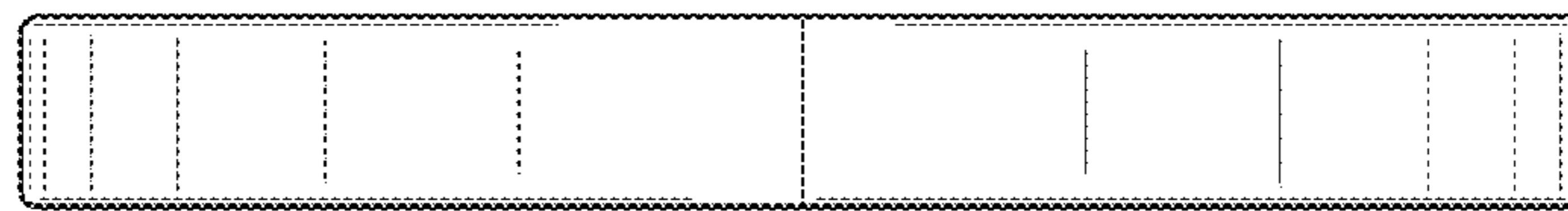


FIG. 5

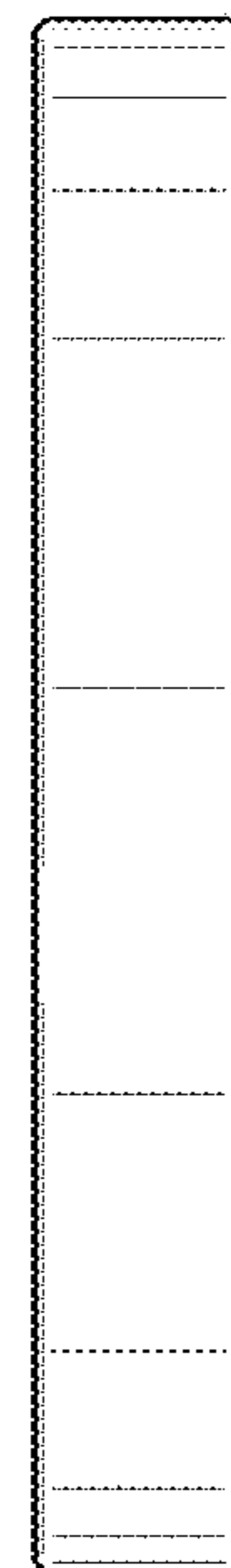


FIG. 7

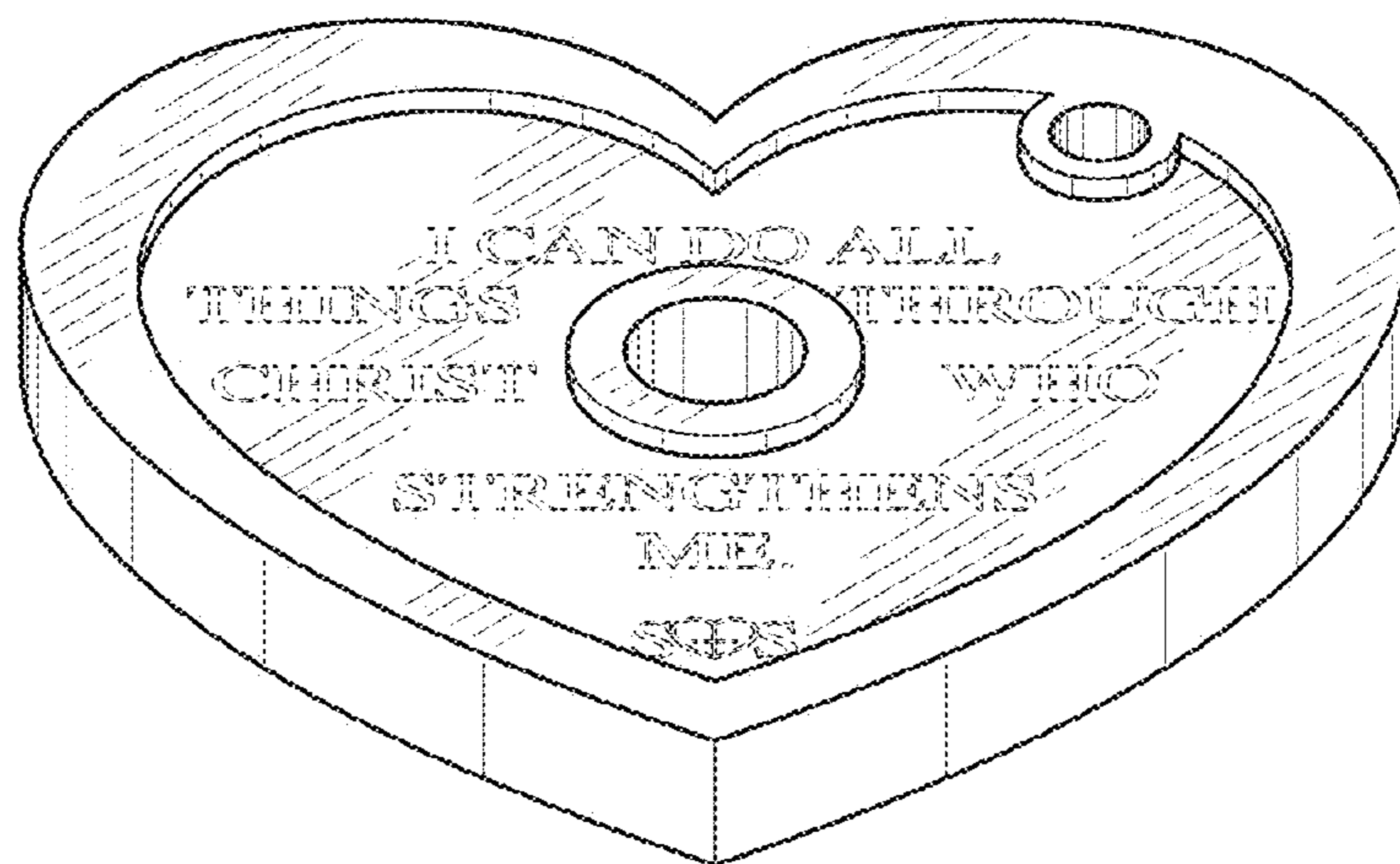


FIG. 8