



US00D753011S

(12) **United States Design Patent**
Crane

(10) **Patent No.:** **US D753,011 S**

(45) **Date of Patent:** **** Apr. 5, 2016**

(54) **LINK RING**

D557,168 S * 12/2007 Brunet D11/27
D565,450 S * 4/2008 Lebail D11/27
D569,973 S * 5/2008 Oren D24/133
D668,171 S * 10/2012 Hardy D11/5

(71) Applicant: **Bottle Breacher, LLC**, La Jolla, CA
(US)

(72) Inventor: **Elijah Crane**, Tucson, AZ (US)

(**) Term: **14 Years**

(21) Appl. No.: **29/522,008**

(22) Filed: **Mar. 26, 2015**

(51) **LOC (10) Cl.** **11-01**

(52) **U.S. Cl.**
USPC **D11/26**

(58) **Field of Classification Search**
USPC D11/1, 2, 3, 4, 5, 26-39, 91, 92;
D22/118; D8/33, 34
CPC A44C 5/00; A44C 5/0007; A44C 5/0015;
A44C 5/003; A44C 5/053; A44C 9/00;
A44C 9/0007; A44C 9/0014; A44C 9/0023;
A44C 9/003; A44C 9/0038; A44C 9/0046;
A44C 9/0053; A44C 9/0061; A44C 9/0069;
A44C 9/0076; A44C 17/0258; A44C 17/0266;
A44C 17/0275; A44C 17/0283; A44C 17/02;
A44C 17/0208

See application file for complete search history.

(56) **References Cited**

U.S. PATENT DOCUMENTS

D109,765 S * 5/1938 Oppenheim D11/5
D163,759 S * 6/1951 Lashley D11/26
D273,282 S * 4/1984 Matt D11/30
D303,915 S * 10/1989 Knutson D11/27
D337,708 S * 7/1993 Morris, Jr. D8/34
D440,516 S * 4/2001 Siemon D11/26

OTHER PUBLICATIONS

[Online] <https://pbs.twimg.com/media/CLGB-z6UsAAJb6G.jpg>.
Retrieved Feb. 4, 2016.*

* cited by examiner

Primary Examiner — Garth Rademaker

Assistant Examiner — Melanie Pellegrini

(74) *Attorney, Agent, or Firm* — Buche & Associates, P.C.;
John K. Buche

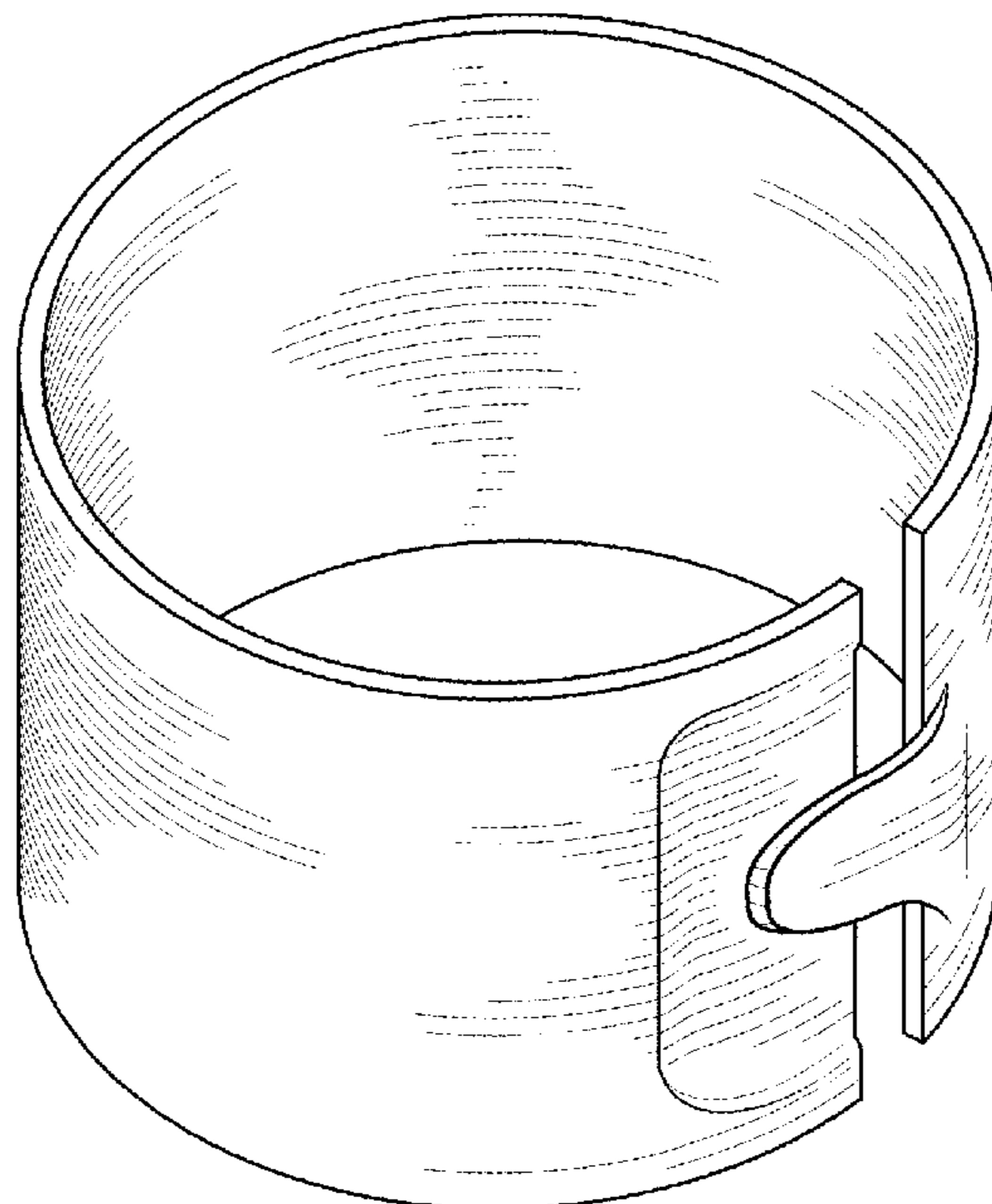
(57) **CLAIM**

I claim the ornamental design of a link ring, as shown and described.

DESCRIPTION

FIG. 1 is a front and top perspective view of a link ring.
FIG. 2 is a front view of the link ring.
FIG. 3 is a back view of the link ring.
FIG. 4 is a left-side view of the link ring.
FIG. 5 is a right-side view of the link ring.
FIG. 6 is a top view of the link ring.
FIG. 7 is a bottom view of the link ring; and,
FIG. 8 is a front view of the link ring on the hand of a wearer.
The broken line showing of a hand in FIG. 8 represents environment and forms no part of the claimed design.

1 Claim, 5 Drawing Sheets



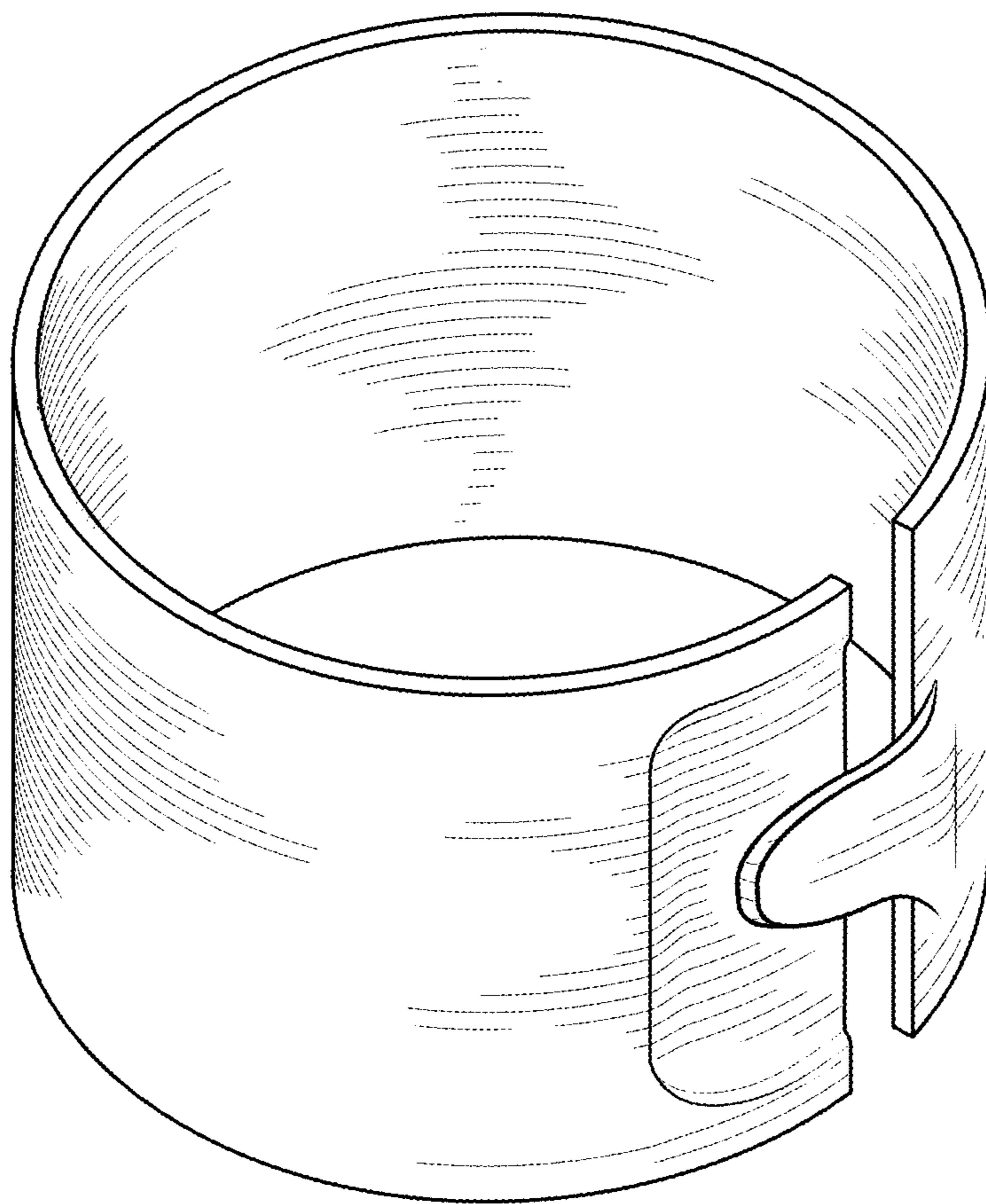


FIG. 1

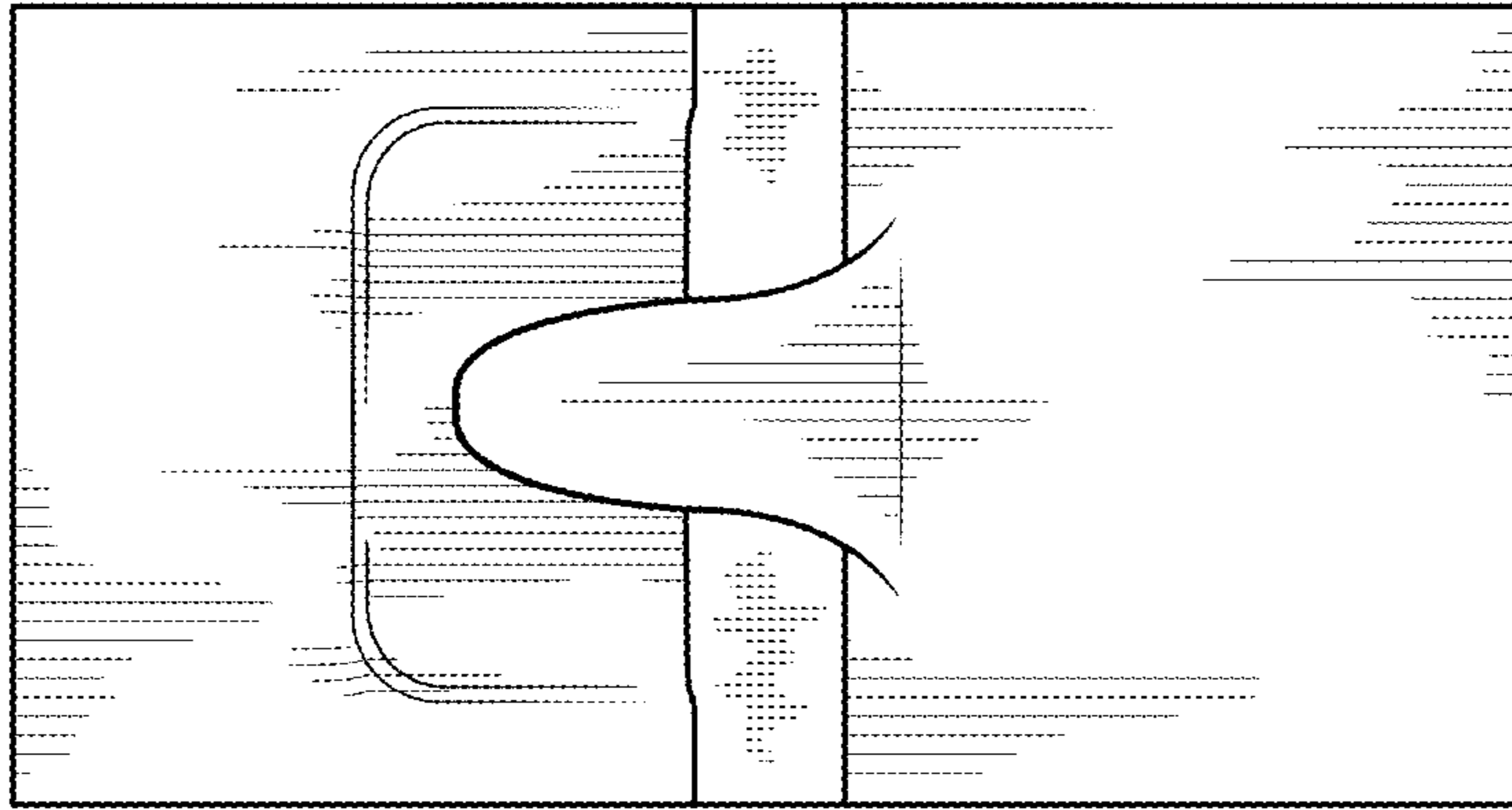


FIG. 2




FIG. 3




FIG. 4




FIG. 5

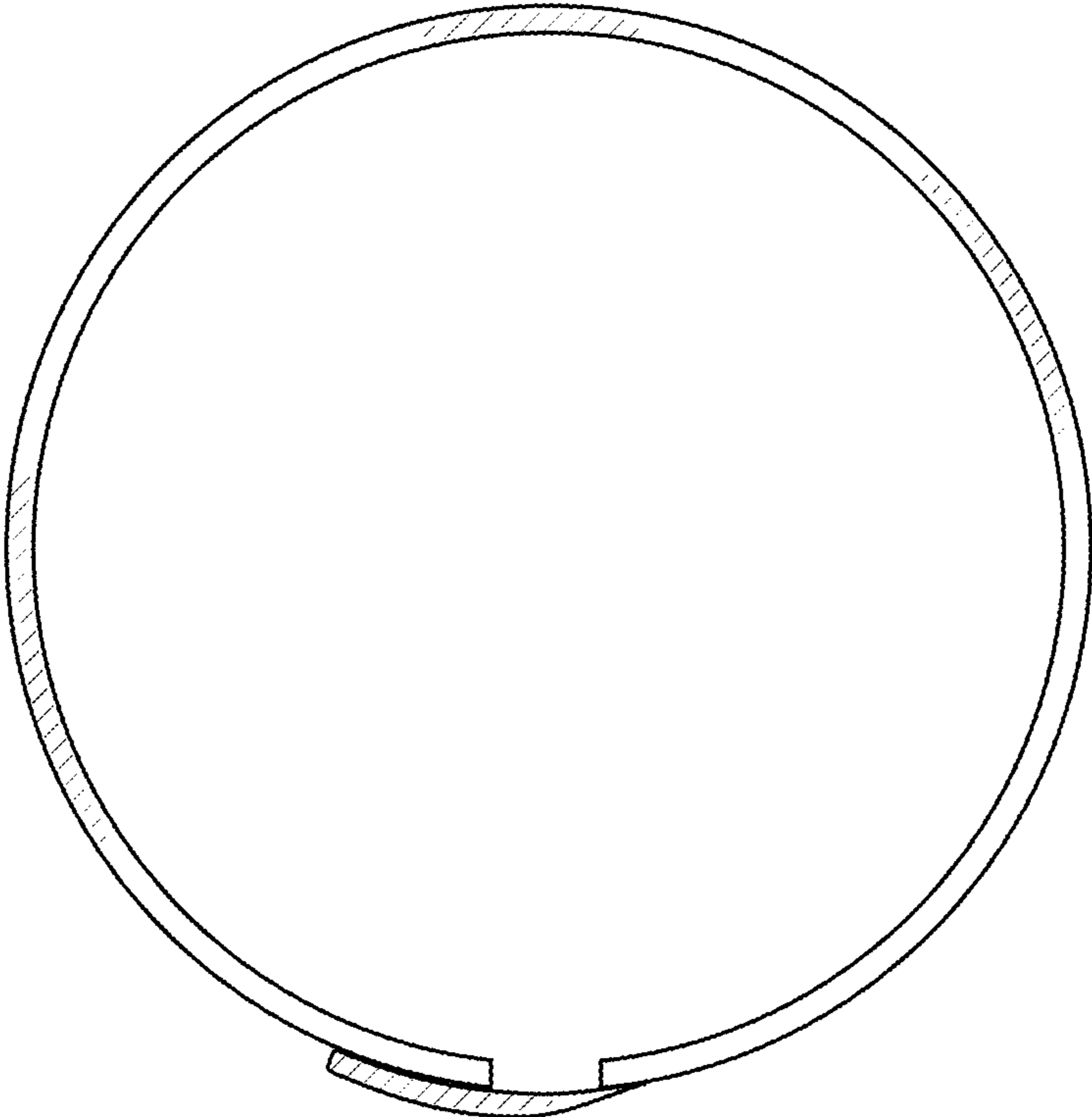


FIG. 6

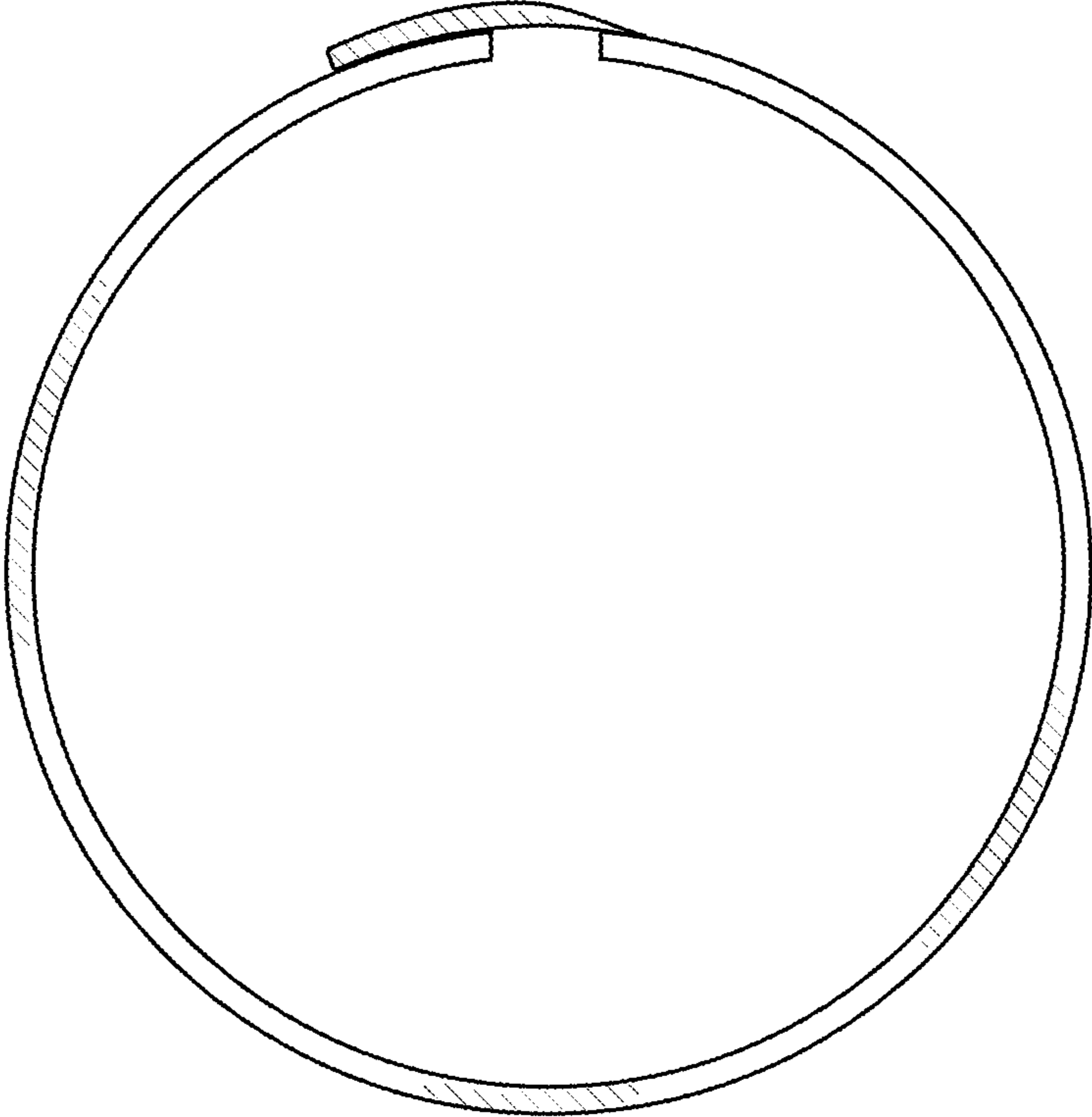


FIG. 7

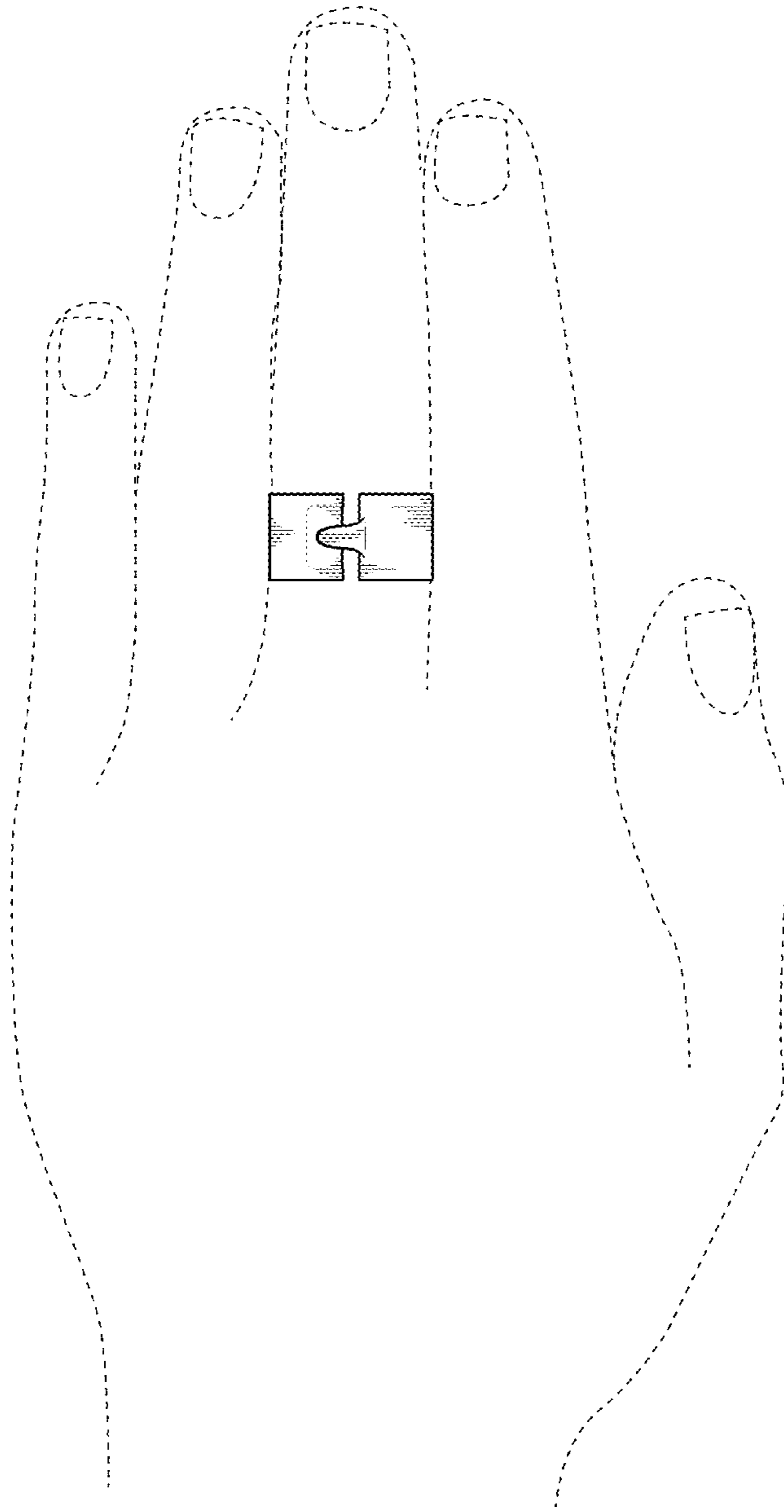


FIG. 8