



US00D752993S

(12) **United States Design Patent**
Halverson, III et al.

(10) **Patent No.:** **US D752,993 S**

(45) **Date of Patent:** **** Apr. 5, 2016**

(54) **FLEXIBLE BAG**

(56) **References Cited**

(71) Applicant: **Scholle Corporation**, Irvine, CA (US)

U.S. PATENT DOCUMENTS

(72) Inventors: **Herman L. Halverson, III**, Elko New Market, MN (US); **Karen M. Chiera**, Elmhurst, IL (US); **Jessi C. Hoover**, Geneva, IL (US); **Kenneth L. Wehling**, Franklin Park, IL (US)

4,378,069	A	*	3/1983	Franco	383/207
D297,306	S	*	8/1988	King	D9/709
D344,016	S	*	2/1994	Jacobson	D9/709
D436,846	S	*	1/2001	Millon	D9/708
D545,689	S	*	7/2007	Peel	D9/707
D551,567	S	*	9/2007	Berman	D9/708
D558,596	S	*	1/2008	Berman	D9/708
D578,016	S	*	10/2008	Friedland et al.	D9/707
D596,495	S	*	7/2009	Dodd	D9/707
D598,783	S	*	8/2009	Berman	D9/708
D650,291	S	*	12/2011	Ager et al.	D9/697

(73) Assignee: **ScholleIPN Corporation**, Northlake, IL (US)

* cited by examiner

(**) Term: **14 Years**

Primary Examiner — Caron D Veynar

(21) Appl. No.: **29/506,488**

Assistant Examiner — Abraham Bahta

(22) Filed: **Oct. 16, 2014**

(74) *Attorney, Agent, or Firm* — The Watson I.P. Group, PLC; Jovan N. Jovanovic; Vladan M. Vasiljevic

(51) **LOC (10) Cl.** **09-05**

(52) **U.S. Cl.**

(57) **CLAIM**

USPC **D9/702**

The ornamental design for a flexible bag, as shown and described.

(58) **Field of Classification Search**

DESCRIPTION

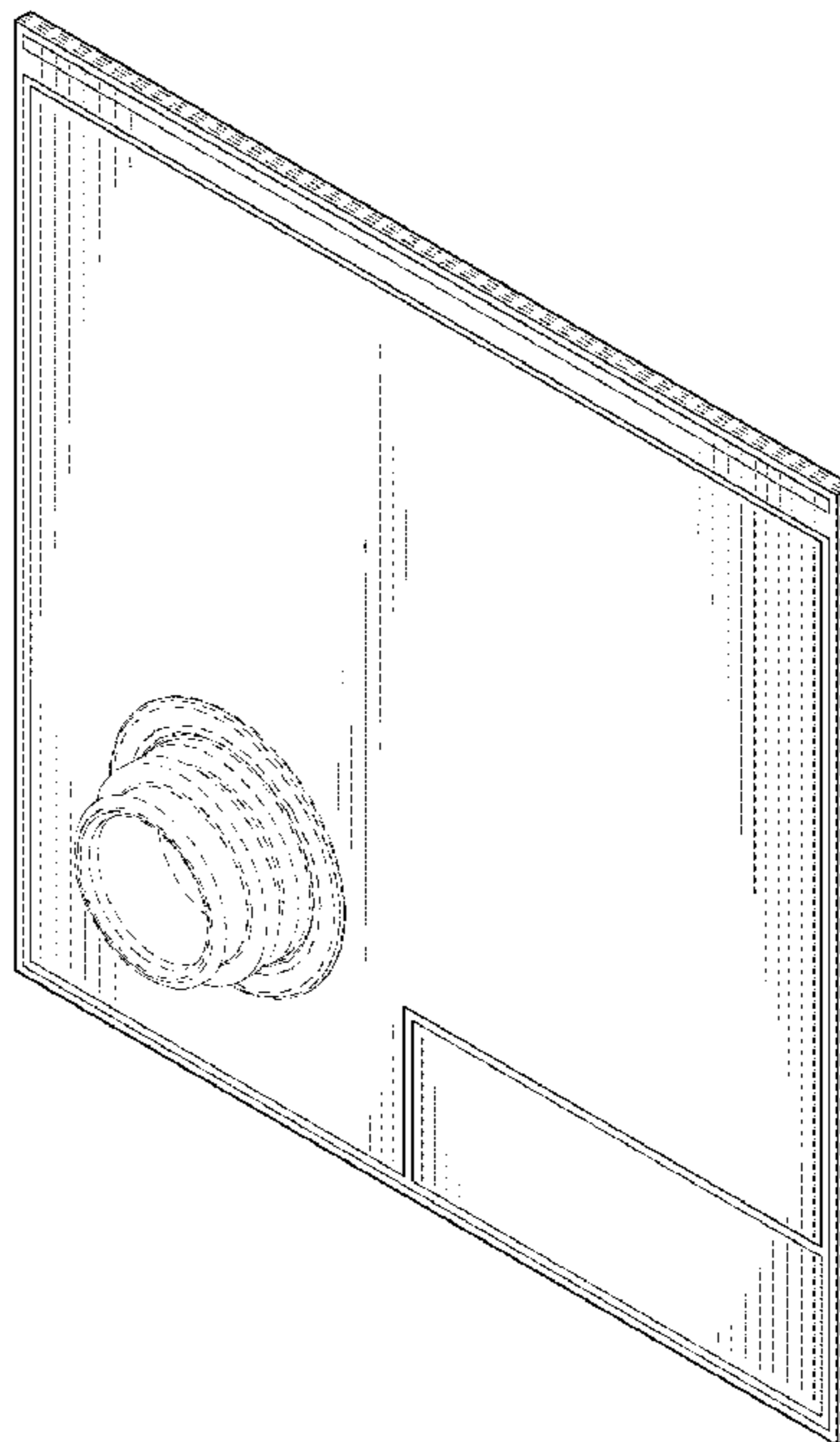
USPC D9/702-714, 720-722, 414, 434-435, D9/696, 716, 771, 447, 516-517, 440, 424, D9/430-432; D24/118, 207; 383/61.1, 383/80-81, 901, 203, 107, 119-120, 123, 383/67; 222/107, 92, 206, 215; 604/408, 604/403; 220/495.03, 675; 215/381-385, 215/400; 347/85, 88, 214; D3/202; 428/34.3; 128/DIG. 24; 426/106; D18/43, 56

CPC B65D 1/0223; B65D 79/005; A61J 1/00; A61J 1/10

FIG. 1 is a perspective view of the flexible bag showing our new design;
 FIG. 2 is a front elevational view thereof;
 FIG. 3 is a back elevational view thereof;
 FIG. 4 is a first side elevational view thereof;
 FIG. 5 is a second side elevational view thereof;
 FIG. 6 is a top plan view thereof; and,
 FIG. 7 is a bottom plan view thereof.
 The dashed lines show the ornamental design in its environment and form no part of the claimed design.

See application file for complete search history.

1 Claim, 5 Drawing Sheets



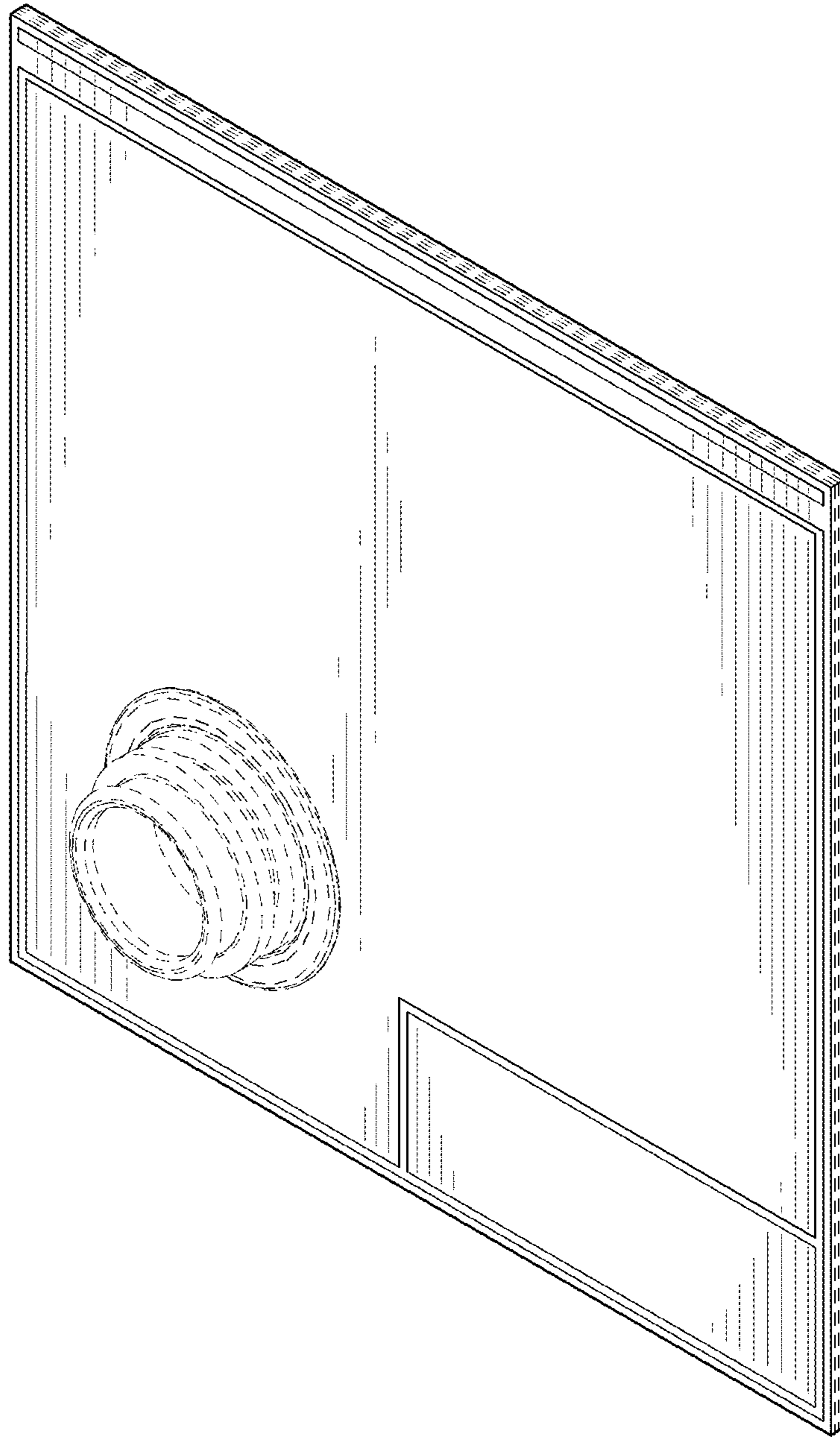


Figure 1

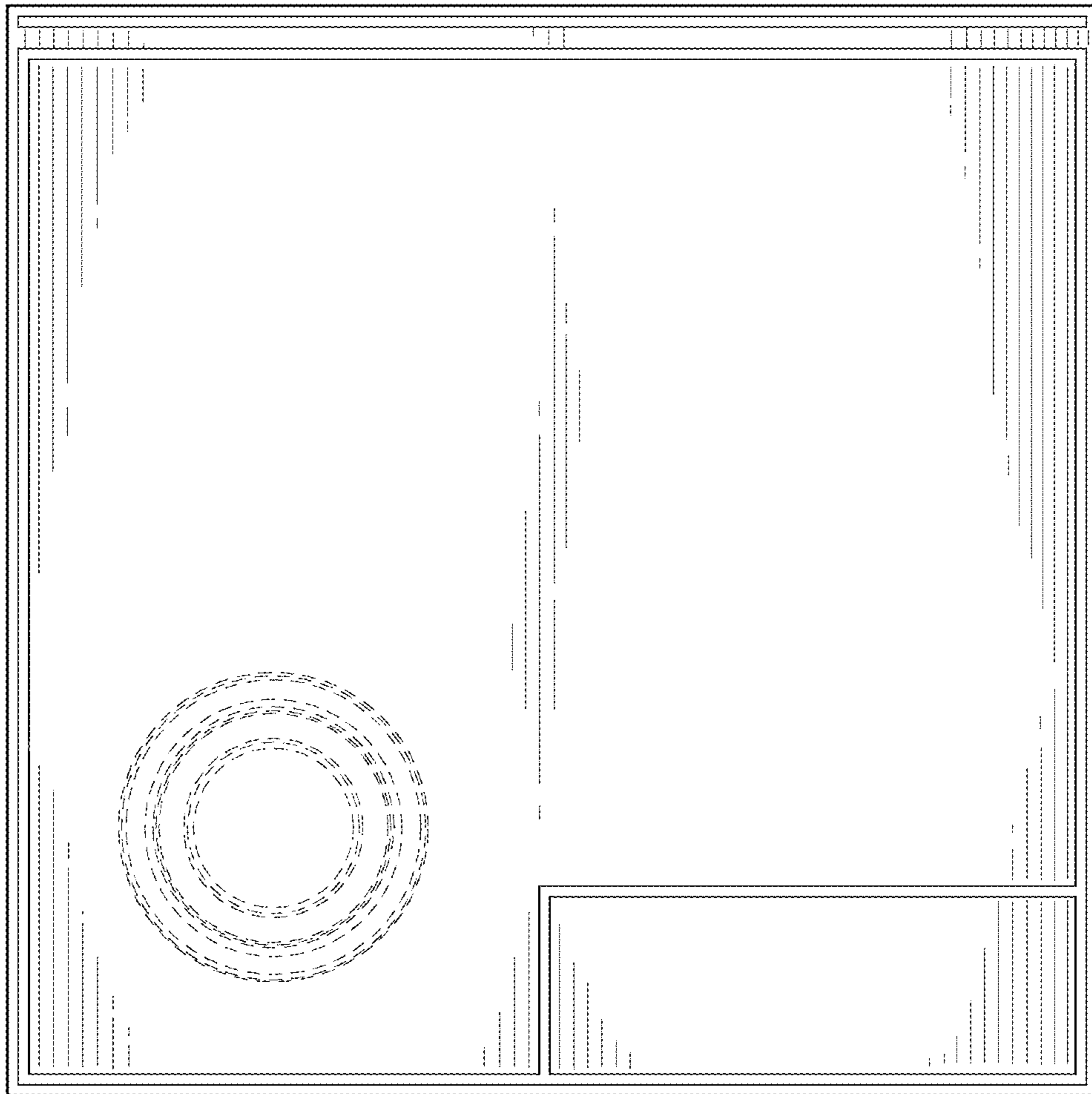


Figure 2




Figure 3




Figure 4



Figure 5

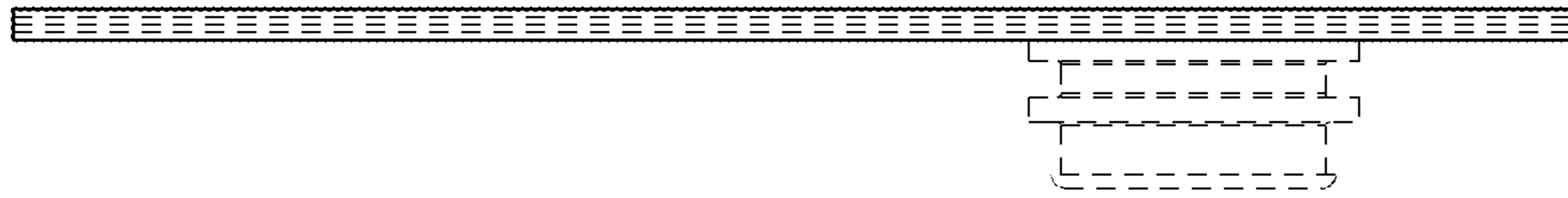


Figure 6

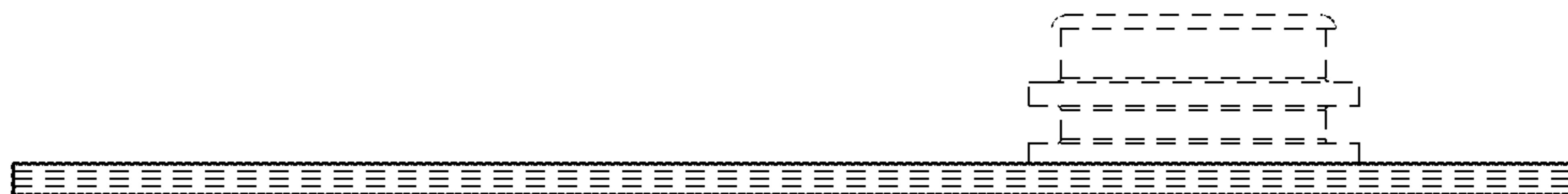


Figure 7