



US00D752991S

(12) **United States Design Patent**
Ober

(10) **Patent No.:** **US D752,991 S**
(45) **Date of Patent:** **** Apr. 5, 2016**

(54) **BOTTLE**

(71) Applicant: **MARY KAY INC.**, Addison, TX (US)

(72) Inventor: **Priscilla Ober**, Addison, TX (US)

(73) Assignee: **Mary Kay Inc.**, Addison, TX (US)

(**) Term: **14 Years**

(21) Appl. No.: **29/511,198**

(22) Filed: **Dec. 8, 2014**

(51) **LOC (10) Cl.** **09-01**

(52) **U.S. Cl.**

USPC **D9/691**

(58) **Field of Classification Search**

USPC D9/682-694, 500-505, 516, 520, 521,
D9/526, 537-543, 549-558, 764, 776, 777,
D9/435, 436, 444, 445, 448; D6/542

CPC B05B 11/00; B05B 11/0037; B05B 11/3001;
B05B 11/3023; B05B 11/3042; B05B
11/3047; B05B 11/3052; B05B 11/3059;
B05B 11/306; B05B 11/3074; B05B 11/3077;
B65D 83/14; B65D 83/16; B65D 83/20;
B65D 83/28; B65D 83/32; B65D 83/38;
B65D 1/02; B65D 1/0223

See application file for complete search history.

(56) **References Cited**

U.S. PATENT DOCUMENTS

D253,398 S * 11/1979 Niemeyer D9/448
D418,418 S * 1/2000 Wadsworth D9/448

(Continued)

FOREIGN PATENT DOCUMENTS

CN 3648418 * 5/2007
CN 301089171 * 12/2009

(Continued)

OTHER PUBLICATIONS

Search Report for Taiwan Design Patent Application No. 103307646
mailed on Jul. 28, 2015.

Primary Examiner — Catherine Tuttle

(74) *Attorney, Agent, or Firm* — Norton Rose Fulbright US
LLP

(57) **CLAIM**

The ornamental design for the bottle, as shown and described.

DESCRIPTION

FIG. 1 is a top perspective view of a first embodiment of a
bottle;

FIG. 2 is a front view of the bottle shown in FIG. 1;

FIG. 3 is a back view of the bottle shown in FIG. 1;

FIG. 4 is a left side view of the bottle shown in FIG. 1;

FIG. 5 is a right side view of the bottle shown in FIG. 1;

FIG. 6 is a top view of the bottle shown in FIG. 1;

FIG. 7 is a bottom view of the bottle shown in FIG. 1;

FIG. 8 is a top perspective view of a second embodiment of a
bottle that differs from the first embodiment of FIG. 1 in that
the bottle includes a transparent base portion, otherwise the
overall shape of the second embodiment is the same as the
first embodiment;

FIG. 9 is a front view of the bottle shown in FIG. 8;

FIG. 10 is a back view of the bottle shown in FIG. 8;

FIG. 11 is a left side view of the bottle shown in FIG. 8;

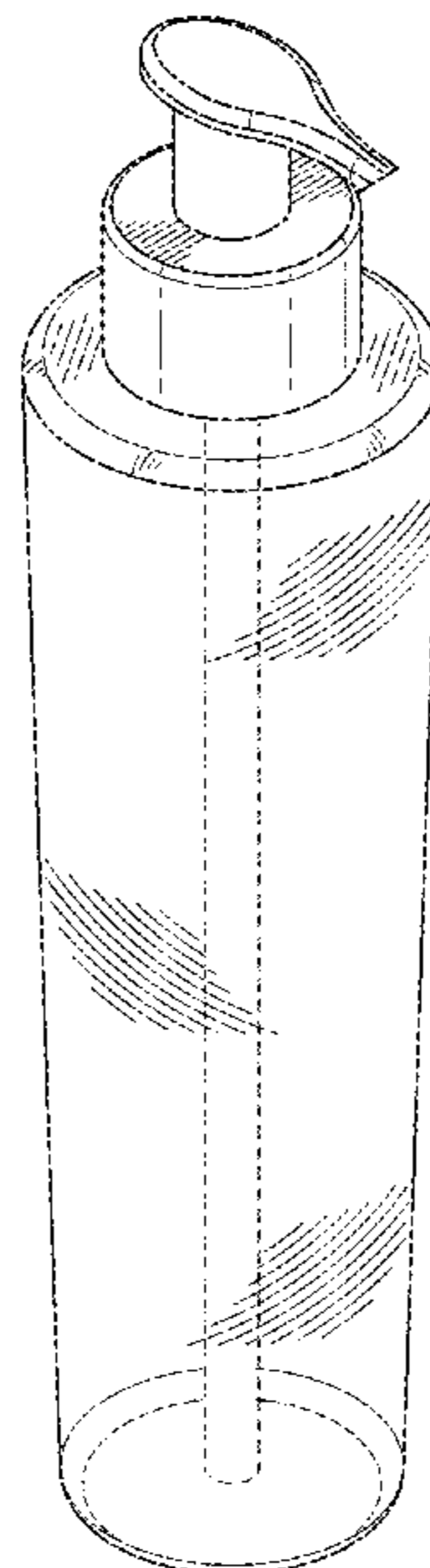

FIG. 12 is a right side view of the bottle shown in FIG. 8;

FIG. 13 is a top view of the bottle shown in FIG. 8; and,

FIG. 14 is a bottom view of the bottle shown in FIG. 8.

The dashed lines in FIGS. 7-14 form no part of the claimed
design. All other surfaces and portions of the bottles in FIGS.
1-14 not shown in the figures or otherwise described in the
specification form no part of the claimed design.

1 Claim, 8 Drawing Sheets



(56)

References Cited

U.S. PATENT DOCUMENTS

6,135,326 A * 10/2000 Lee B05B 11/3023
 222/321.9
 D463,734 S * 10/2002 Gobe D9/691
 D475,927 S * 6/2003 Maddy D9/503
 D484,401 S * 12/2003 Dretzka D6/542
 D499,338 S * 12/2004 Mulder D9/500
 D522,367 S * 6/2006 Bakic D9/504
 D528,913 S * 9/2006 Penfold D9/448
 7,134,577 B1 * 11/2006 Verma B05B 11/0037
 220/632
 D539,161 S * 3/2007 Cornet D9/558
 D554,519 S * 11/2007 Varlet D9/549
 D563,233 S * 3/2008 Patzak D9/549
 D569,735 S * 5/2008 O'Donahue D9/691
 D584,631 S * 1/2009 Van Well D9/544
 D592,061 S * 5/2009 Rica D9/500
 D643,743 S * 8/2011 Yu D9/689
 D656,036 S * 3/2012 Oates D9/691
 D661,597 S * 6/2012 Oates D9/691

D680,443 S * 4/2013 You D9/691
 D698,260 S * 1/2014 Phelps D9/682
 D723,934 S * 3/2015 Kim D9/691
 2009/0108023 A1 * 4/2009 Houghton A45D 34/00
 222/153.13
 2011/0011895 A1 * 1/2011 Michitsuji B05B 11/3001
 222/382
 2014/0151407 A1 * 6/2014 Zafrir B05B 15/005
 222/382
 2015/0090741 A1 * 4/2015 Laffey F16F 1/025
 222/341

FOREIGN PATENT DOCUMENTS

CN 201230564818 6/2013
 CN 302618365 * 10/2013
 CN 302746617 * 2/2014
 JP D1429967 12/2011
 KR 300516958.0000 * 1/2009
 TW D114069 12/2006
 TW D129475 7/2009

* cited by examiner

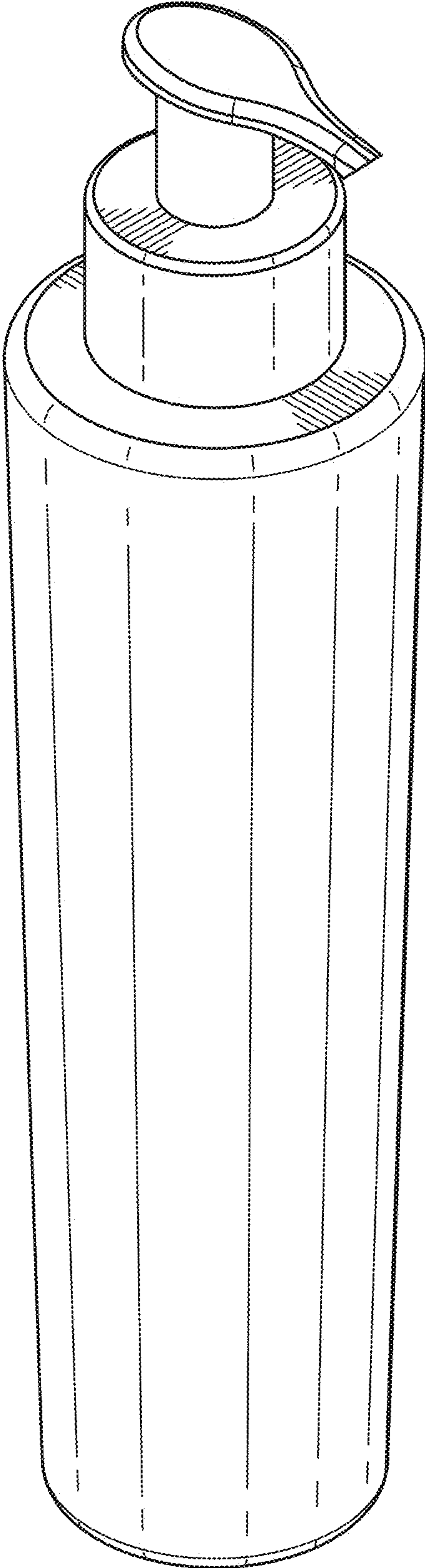


FIG. 1

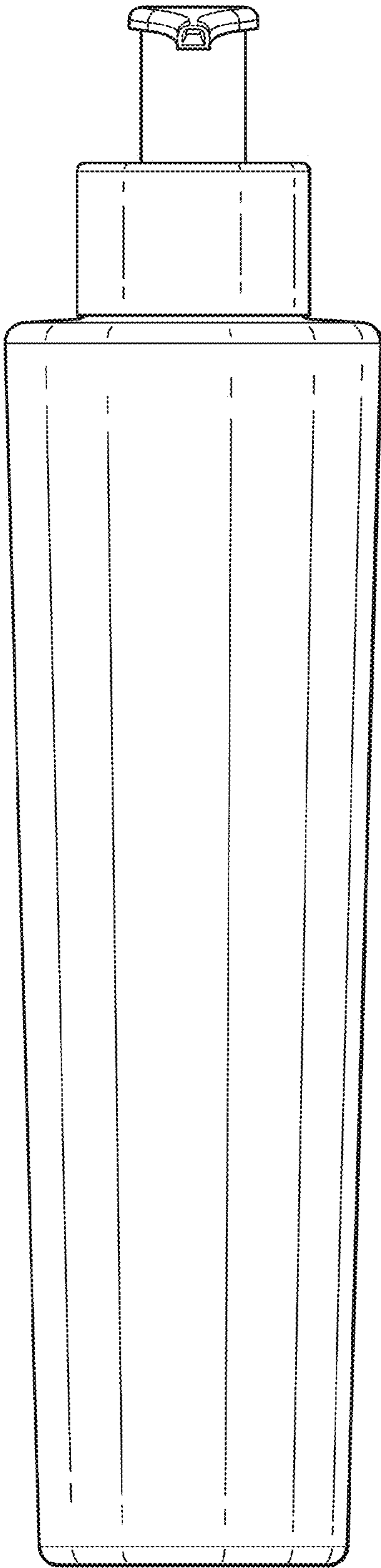


FIG. 2

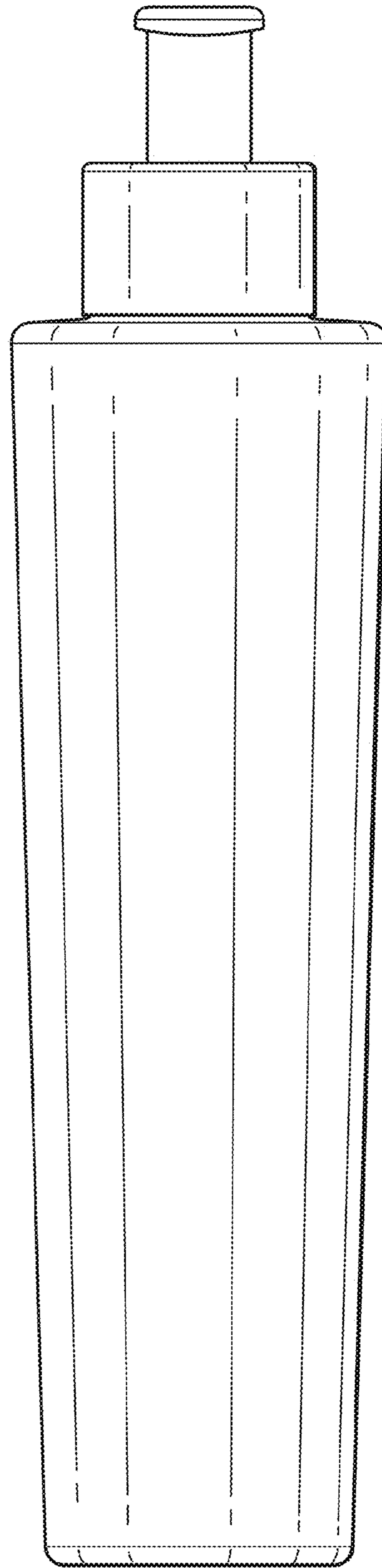


FIG. 3

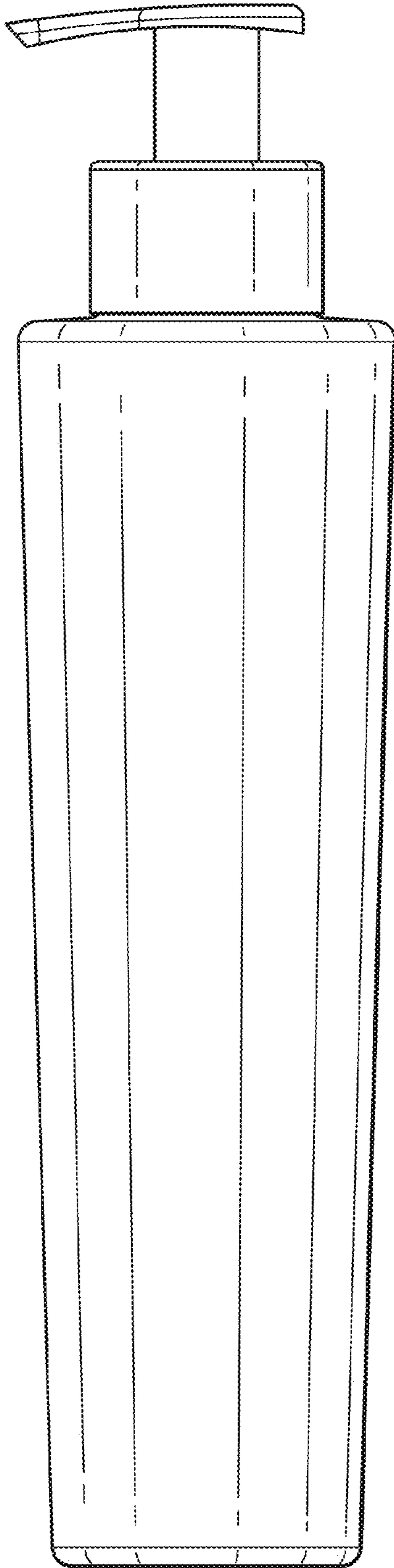


FIG. 4

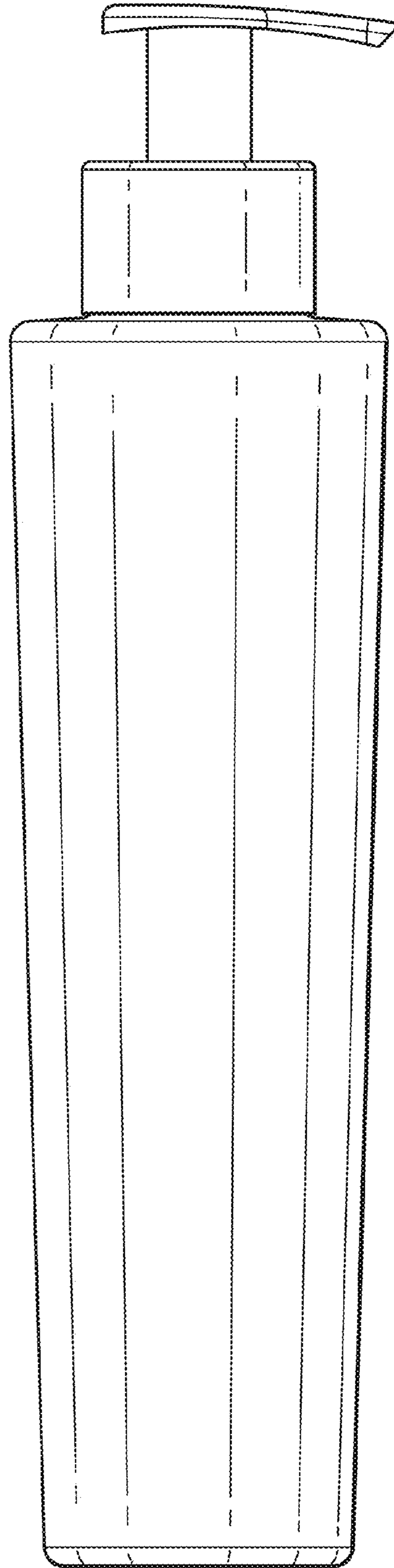


FIG. 5

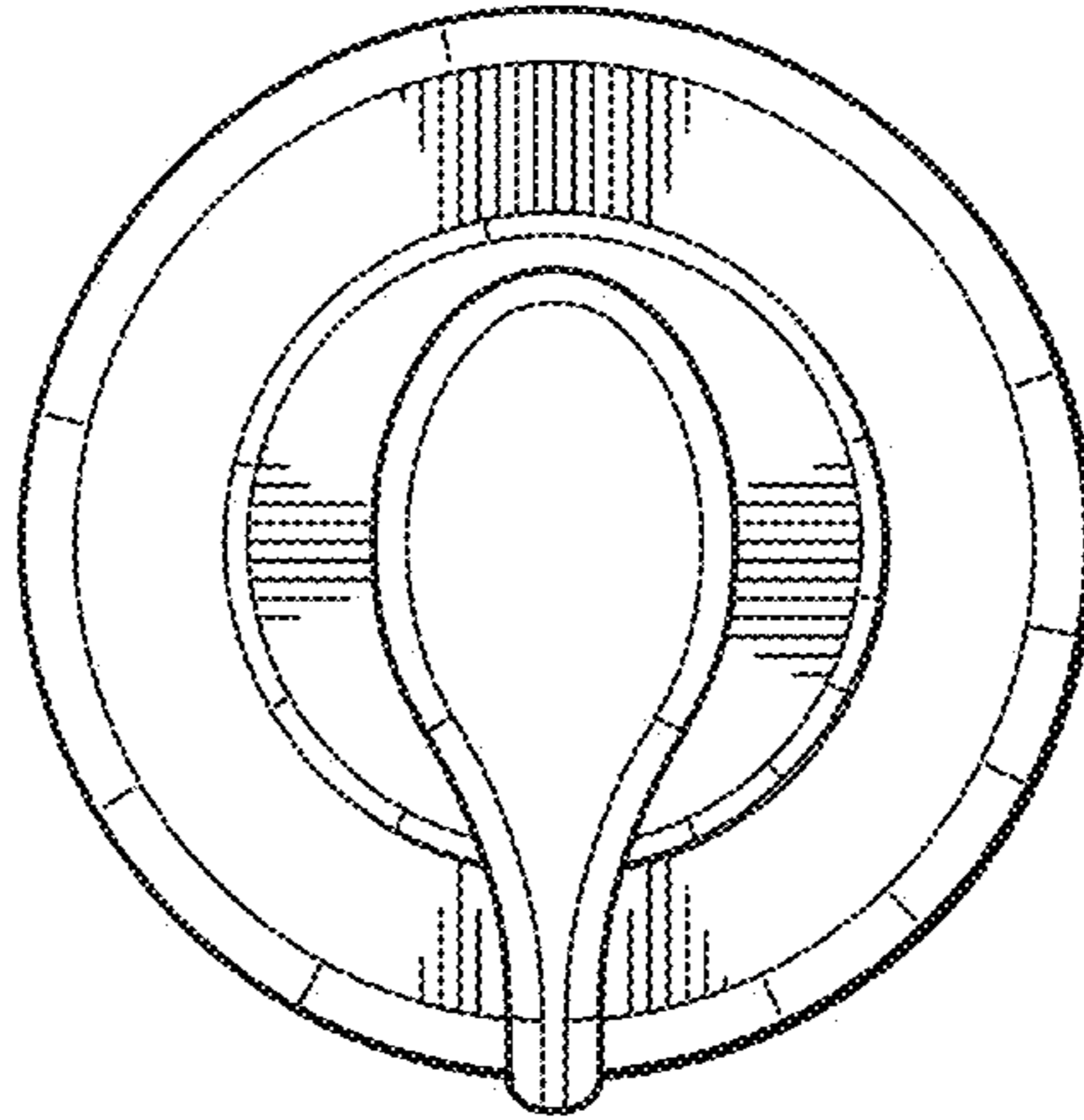


FIG. 6

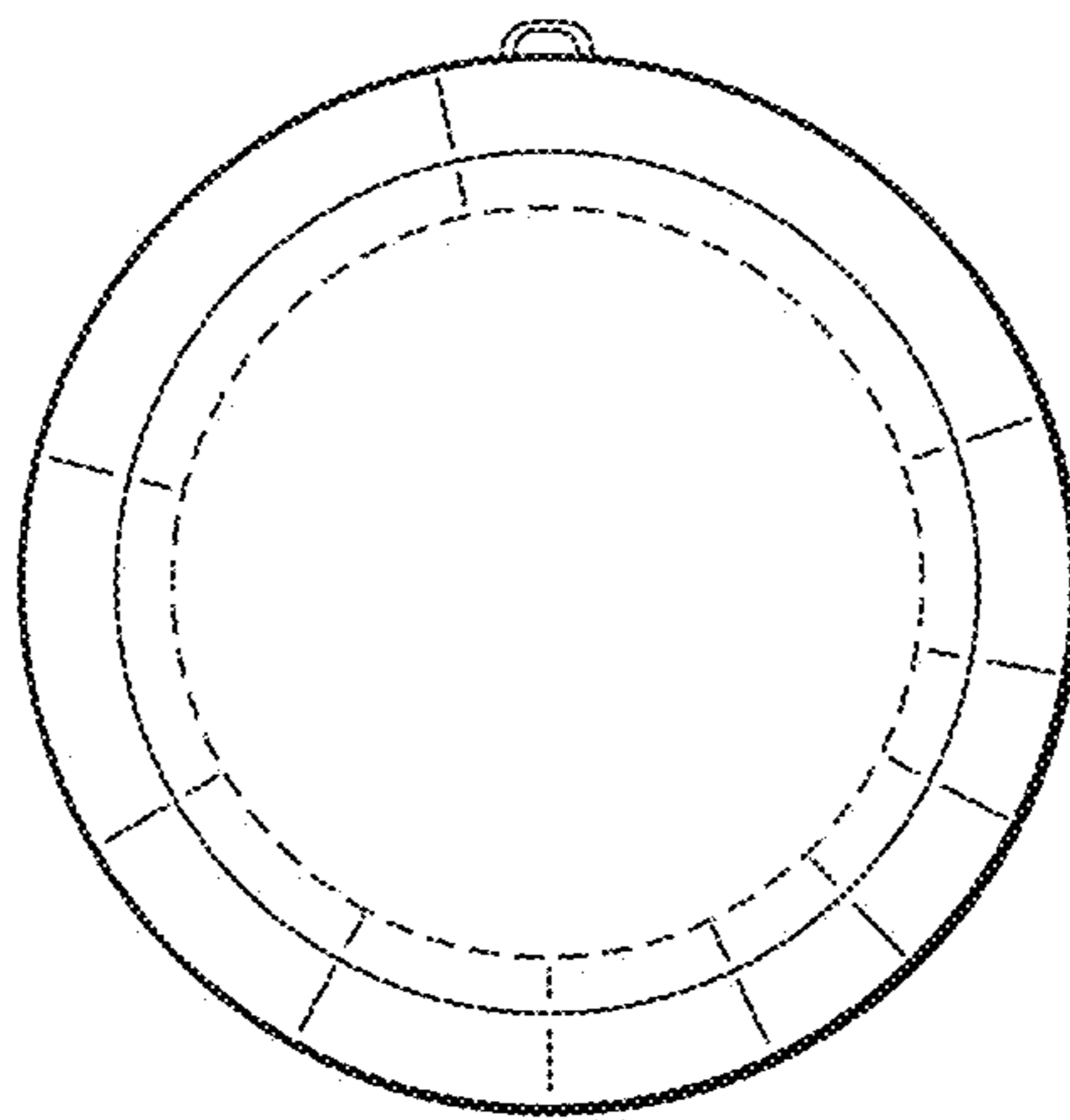


FIG. 7

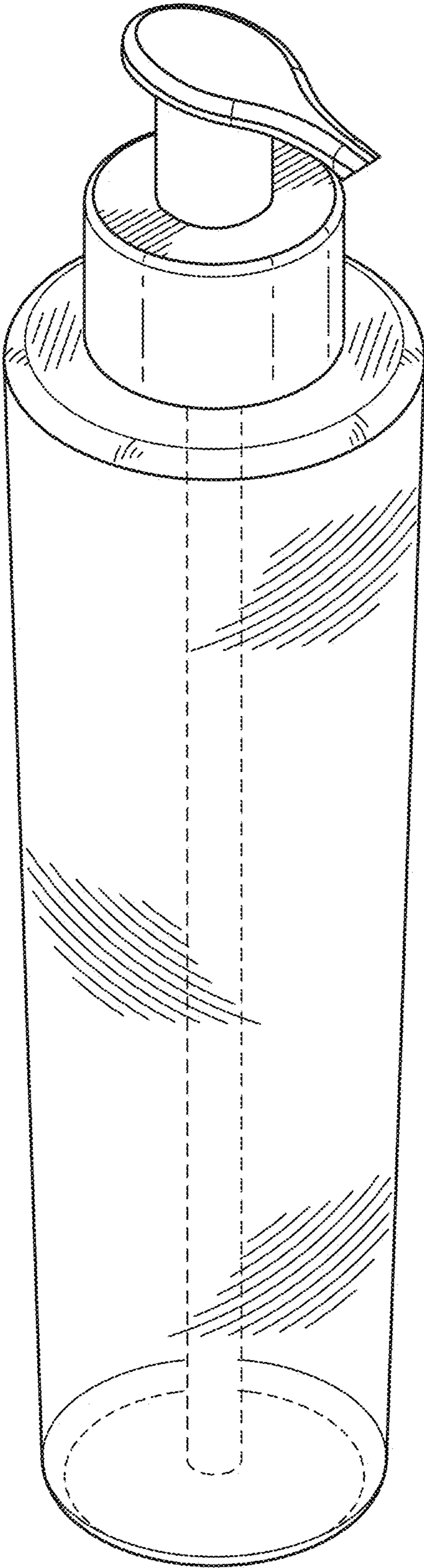


FIG. 8

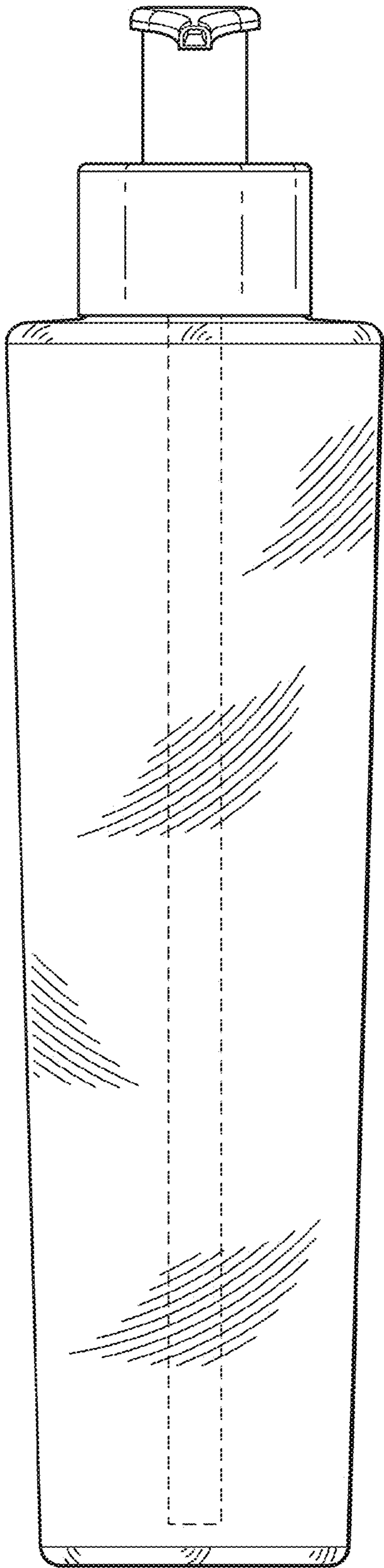


FIG. 9

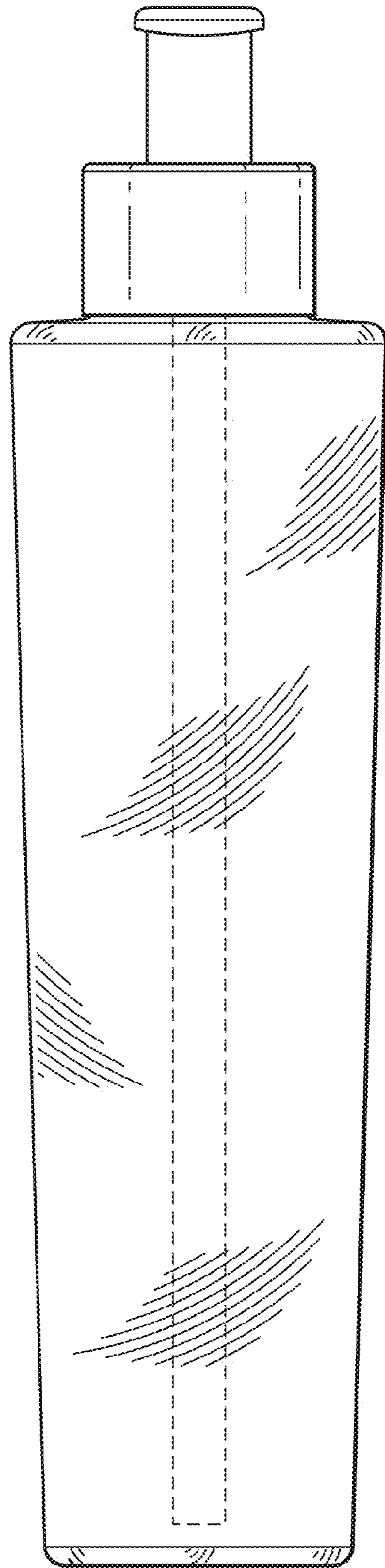


FIG. 10

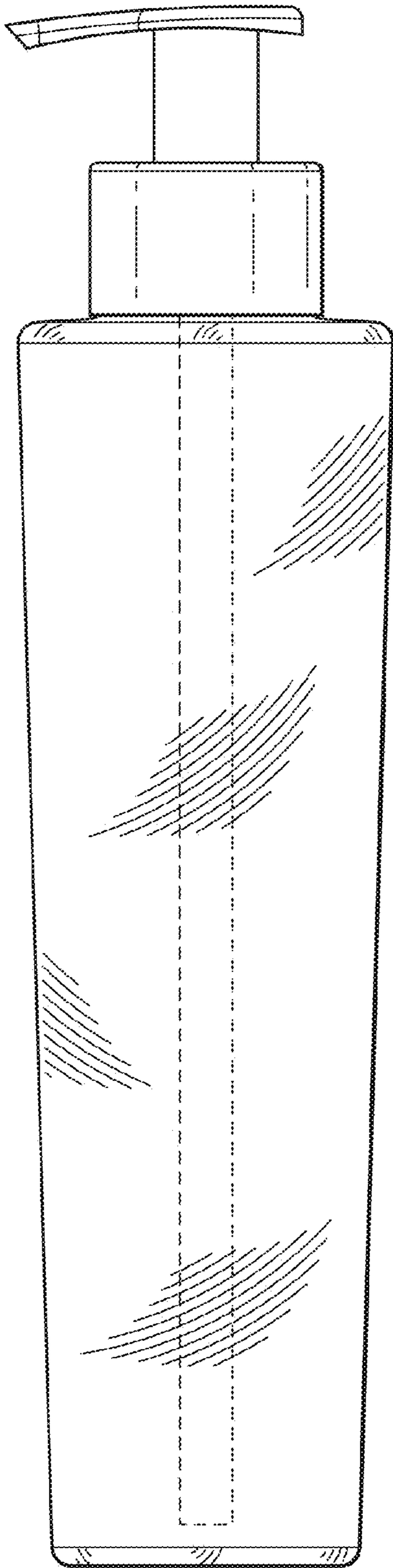


FIG. 11

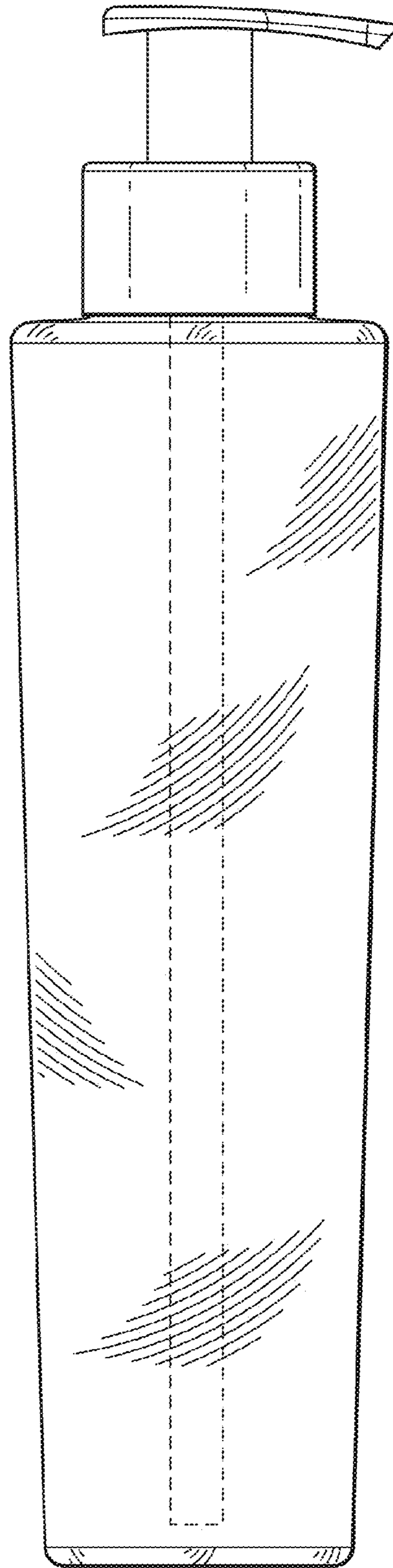


FIG. 12

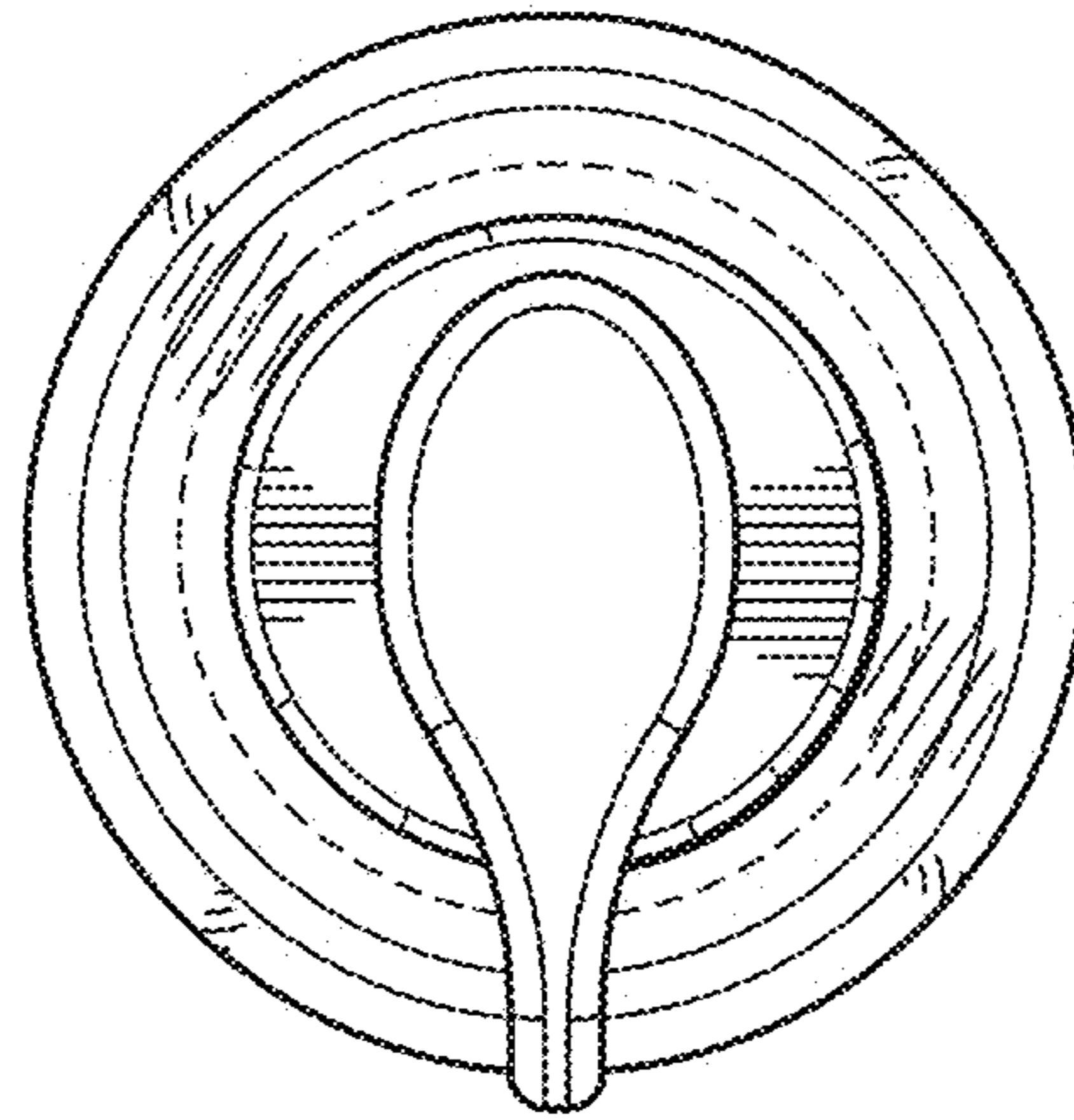


FIG. 13

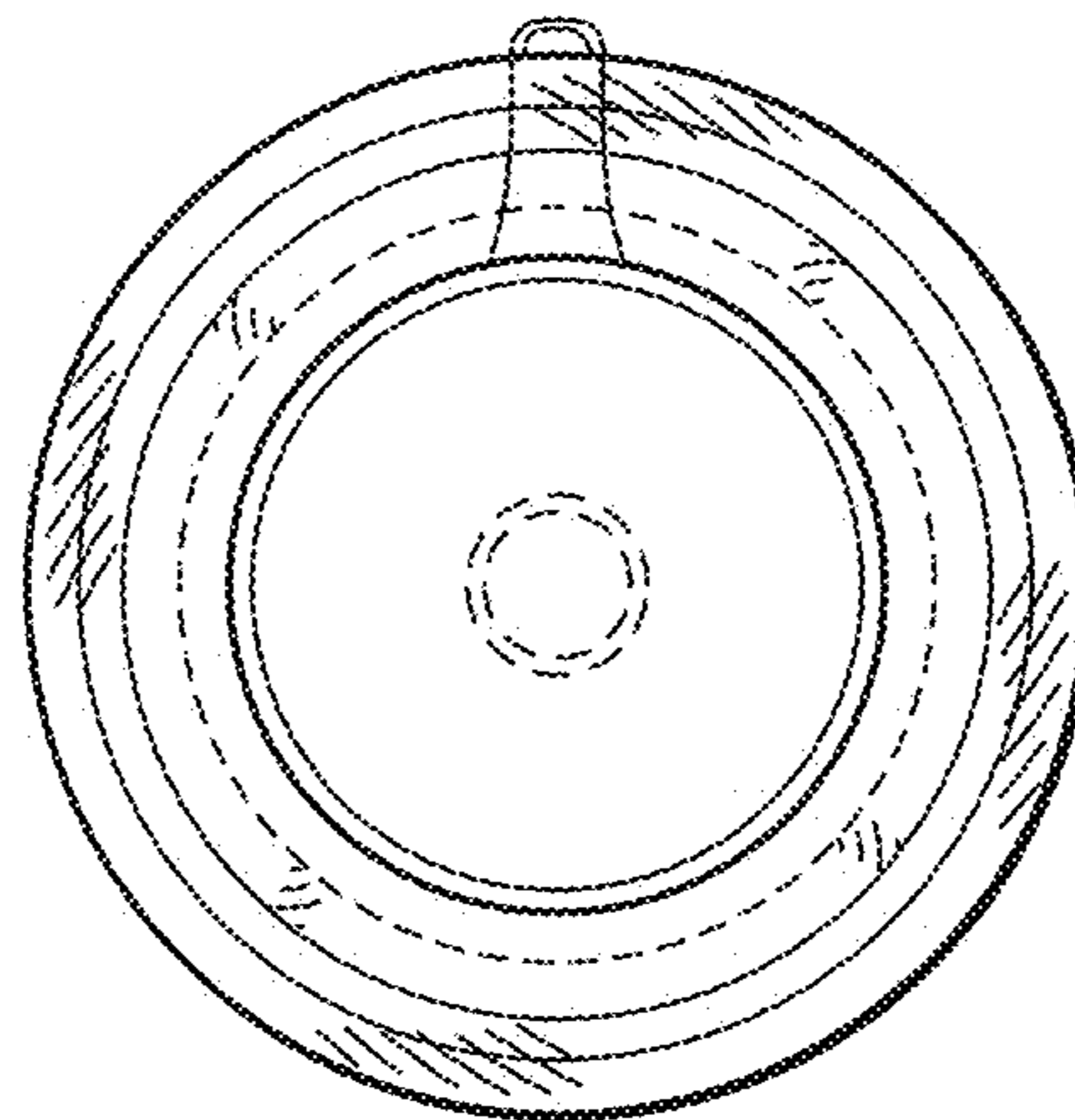


FIG. 14