



US00D752980S

(12) **United States Design Patent**  
**Marcinkowski et al.**

(10) **Patent No.:** **US D752,980 S**  
(45) **Date of Patent:** **\*\* Apr. 5, 2016**

(54) **PACKAGE**

(71) Applicant: **The Gillette Company**, Boston, MA (US)

(72) Inventors: **Stanley Michael Marcinkowski**, Peabody, MA (US); **Jennifer Ruth Kinard**, Cambridge, MA (US)

(73) Assignee: **The Gillette Company**, Boston, MA (US)

(\*\*) Term: **14 Years**

(21) Appl. No.: **29/504,786**

(22) Filed: **Oct. 9, 2014**

(51) **LOC (10) Cl.** ..... **09-07**

(52) **U.S. Cl.**  
USPC ..... **D9/457; D9/679**

(58) **Field of Classification Search**  
USPC ..... D9/415, 434-436, 441, 451, 457, 600, D9/679; D19/156; 30/41, 50; 206/354, 471  
CPC ..... B26B 21/44; B65D 25/10  
See application file for complete search history.

(56) **References Cited**

**U.S. PATENT DOCUMENTS**

D227,232 S *	6/1973	Glaberson .....	D9/748
D511,105 S *	11/2005	Dominesey .....	D9/748
D517,906 S *	3/2006	Chang .....	D9/415
D520,867 S *	5/2006	Chang .....	D9/415
D522,380 S *	6/2006	Dibnah .....	D9/715
D595,126 S *	6/2009	Marcinkowski .....	D9/418
D605,940 S *	12/2009	Lin .....	D9/435
D707,135 S *	6/2014	Sennett .....	D9/748
D715,142 S *	10/2014	Allen .....	D5/56
D727,724 S *	4/2015	Pipes .....	D9/428
2010/0200443 A1 *	8/2010	Greene .....	B65D 25/10 206/354

**OTHER PUBLICATIONS**

Hello Pretty Bird Blog. A Look at the New Gillette Venus Swirl Razor. Mar. 20, 2015 [online], [site visited Sep. 22, 2015]. Available

from Internet, <URL:http://www.helloprettybird.com/2015/03/a-look-at-new-gillette-venus-swirl.html>.\*

\* cited by examiner

*Primary Examiner* — Robert M Spear  
*Assistant Examiner* — Darcey E Heflin

(74) *Attorney, Agent, or Firm* — Ronald Terk Sia; Kevin C. Johnson; Steven W. Miller

(57) **CLAIM**

The ornamental design for a package, as shown and described.

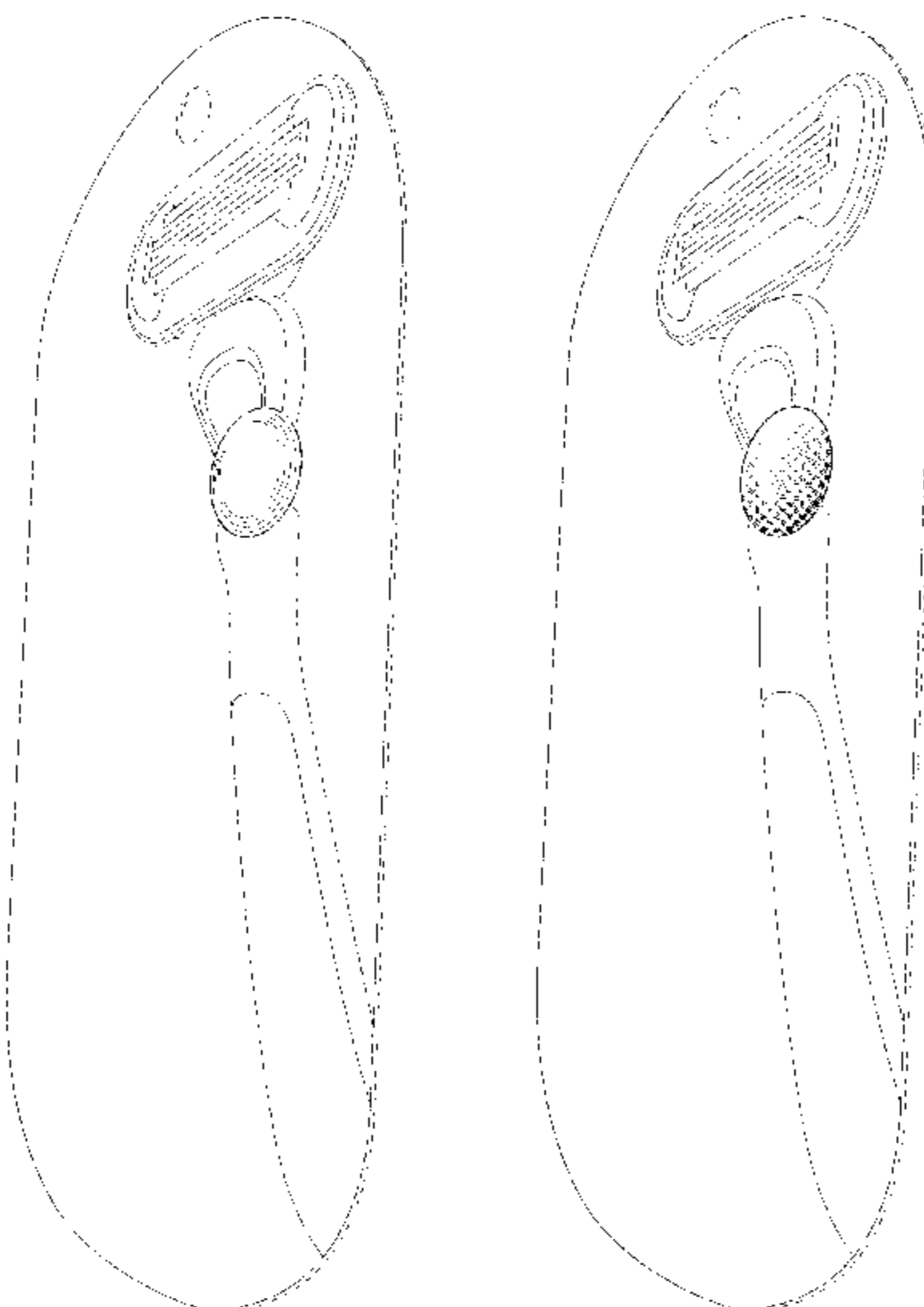
**DESCRIPTION**

FIG. 1 is a front perspective view of a design for a package of the present invention;  
FIG. 2 is a front view thereof;  
FIG. 3 is a right side view thereof;  
FIG. 4 is a rear view thereof;  
FIG. 5 is a left side view thereof;  
FIG. 6 is a top view thereof;  
FIG. 7 is a bottom view thereof;  
FIG. 8 is a front perspective view of a second embodiment for a package of the present invention;  
FIG. 9 is a front view thereof;  
FIG. 10 is a right side view thereof;  
FIG. 11 is a rear view thereof;  
FIG. 12 is a left side view thereof;  
FIG. 13 is a top view thereof; and,  
FIG. 14 is a bottom view thereof.

The linear shade lines in FIGS. 1-7 represent a raised surface having no particular distinctive surface quality; the stippling in FIGS. 8-14 represents a raised surface having a matte appearance.

In the drawings, the broken lines depict environment subject matter only that forms no part of the claimed design.

**1 Claim, 8 Drawing Sheets**



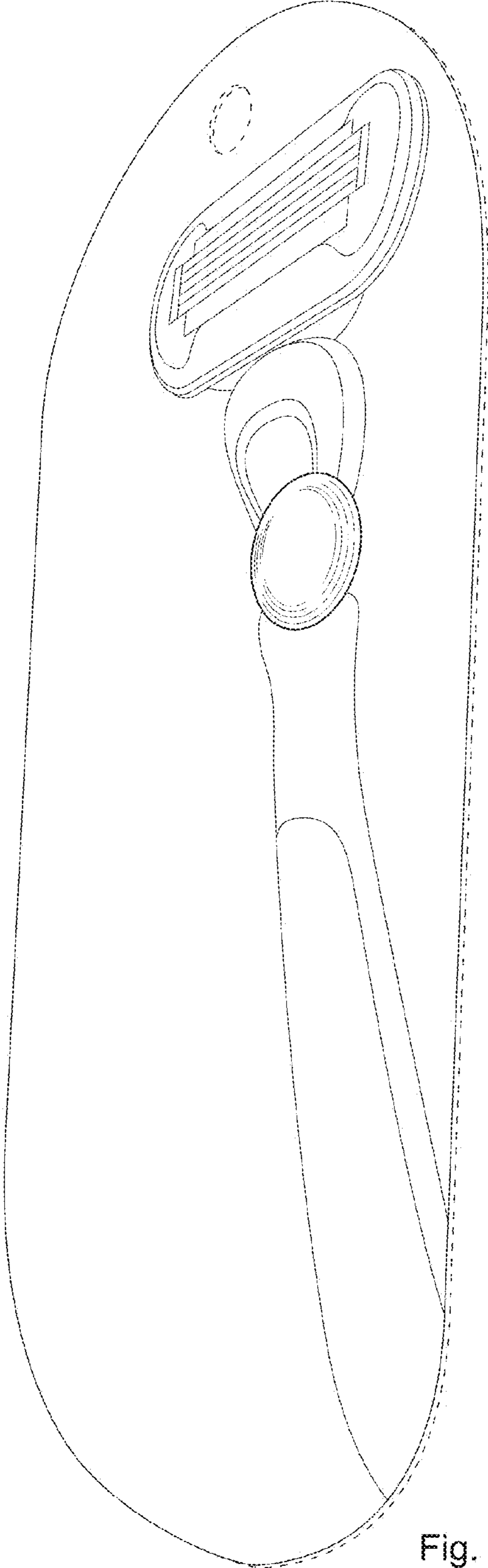


Fig. 1

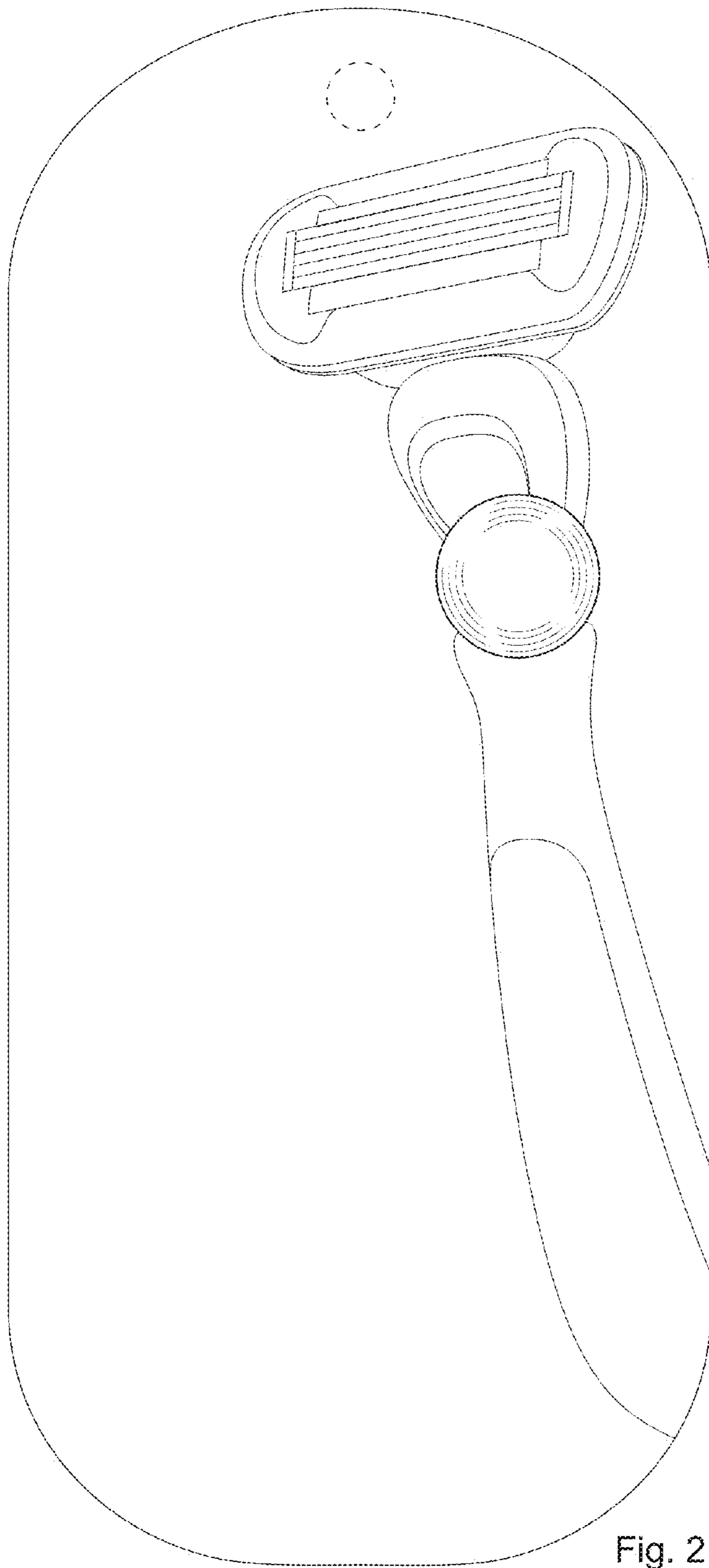


Fig. 2



Fig. 3




Fig. 4

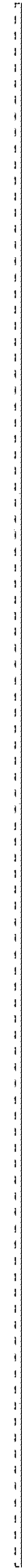


Fig. 5




Fig. 6

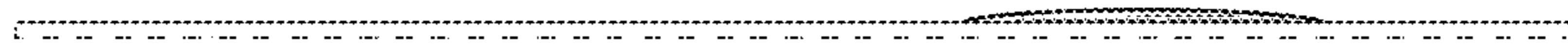


Fig. 7

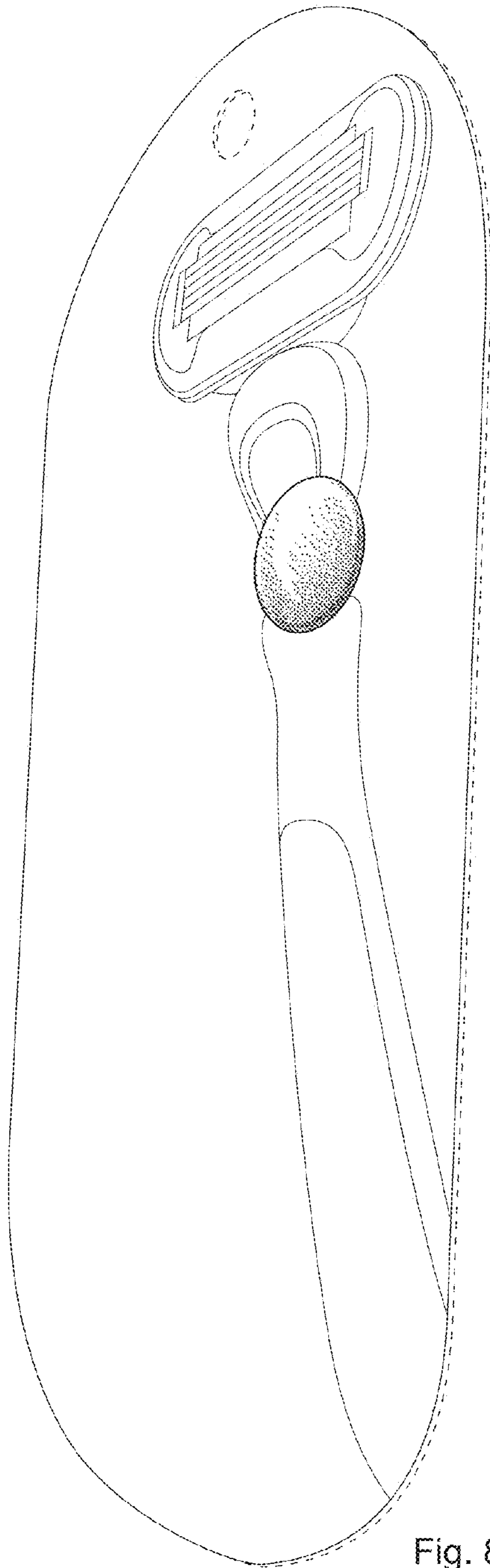


Fig. 8

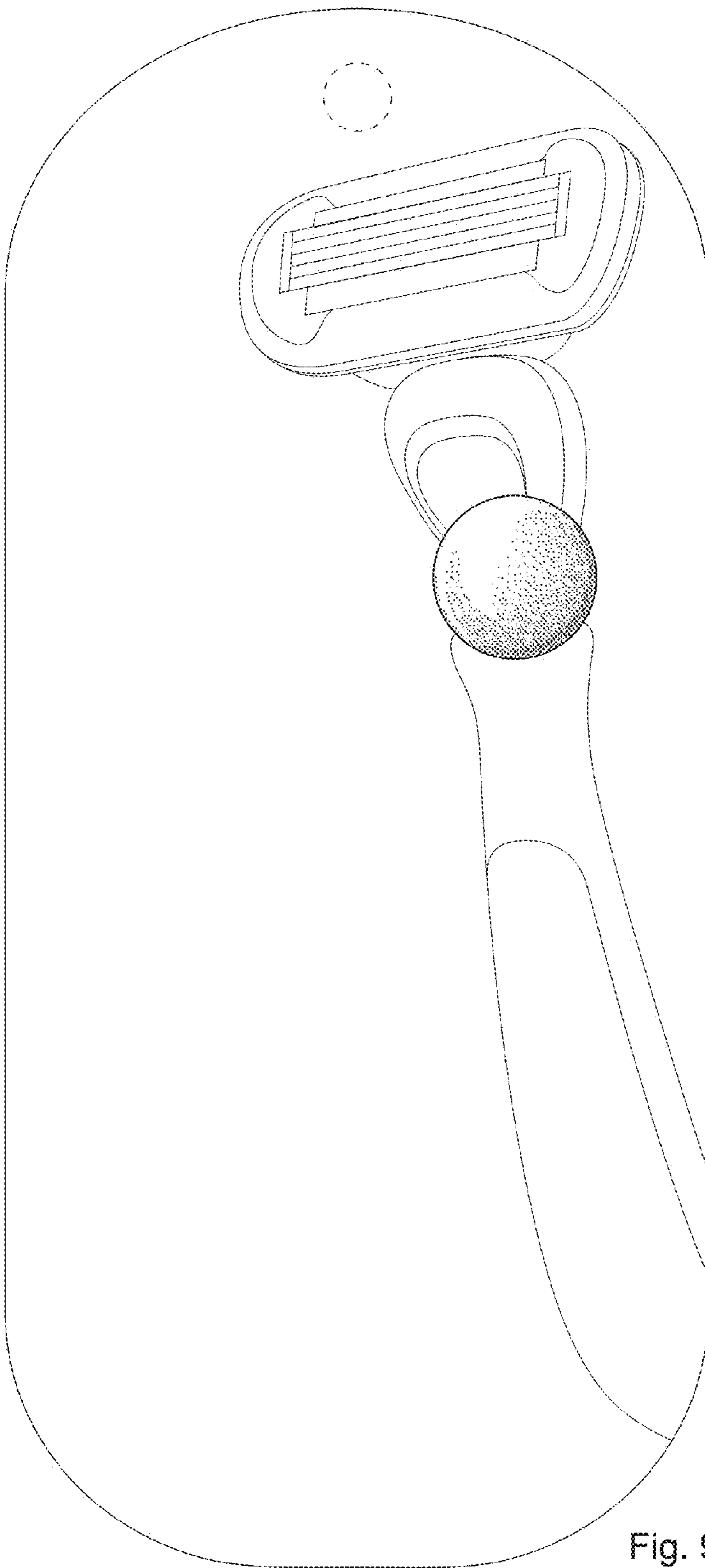


Fig. 9




Fig. 10



Fig. 11

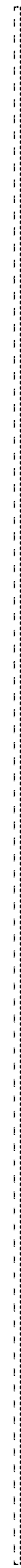


Fig. 12






Fig. 13



Fig. 14