



US00D752974S

(12) **United States Design Patent**
Ghini et al.

(10) **Patent No.:** **US D752,974 S**
(45) **Date of Patent:** **** Apr. 5, 2016**

(54) **SET OF BOXES FOR TUBES AND SOAPS**

(56) **References Cited**

(71) Applicant: **G.D S.p.A.**, Bologna (IT)

U.S. PATENT DOCUMENTS

(72) Inventors: **Marco Ghini**, Monte San Pietro (IT);
Lorena D'Alfonso, Lettomanoppello (IT)

D394,385 S *	5/1998	Laughlin	D9/431
D468,638 S *	1/2003	Nogami et al.	D9/430
D518,371 S *	4/2006	Franic	D9/431
D519,832 S *	5/2006	Demathieu et al.	D9/430
D521,373 S *	5/2006	Stanton	D9/430
D521,376 S *	5/2006	Mosto	D9/430
D548,591 S *	8/2007	Learn et al.	D9/432
D551,967 S *	10/2007	Hengami	D9/431
D589,343 S *	3/2009	Bohache et al.	D9/430
D598,745 S *	8/2009	Bohache et al.	D9/430
D611,341 S *	3/2010	Belce	D9/431
D616,300 S *	5/2010	Shaikh	D9/430
D657,239 S *	4/2012	Gavrilenkov et al.	D9/432
D665,664 S *	8/2012	Scales et al.	D9/431
D694,105 S *	11/2013	Zamudio Rodriguez	D9/432
D699,105 S *	2/2014	Franic	D9/431
D714,638 S *	10/2014	Mohn et al.	D9/432
D717,644 S *	11/2014	Franic	D9/431
D721,576 S *	1/2015	De Pietri Tonelli et al. ...	D9/431

(73) Assignee: **G.D S.p.A.** (IT)

(**) Term: **14 Years**

(21) Appl. No.: **29/477,086**

(22) Filed: **Dec. 19, 2013**

(30) **Foreign Application Priority Data**

Jun. 25, 2013 (EM) 001375612-001/018

(51) **LOC (10) Cl.** **09-03**

(52) **U.S. Cl.**
USPC **D9/432**

(58) **Field of Classification Search**
USPC D9/414-434, 442-445, 456-457, 542,
D9/563, 600, 614-624, 655, 657, 658, 661,
D9/695, 697-699, 707-708, 711,
D9/772-776; D7/601, 602, 538, 540,
D7/550.1; D3/202, 203.5, 203.6, 205
CPC B65D 5/00; B65D 5/001; B65D 5/0015;
B65D 5/0227-5/0254; B65D 5/0045; B65D
5/18; B65D 5/2033; B65D 5/38; B65D 5/40;
B65D 1/22; B65D 1/225; B65D 1/24; B65D
1/34; B65D 1/38

See application file for complete search history.

* cited by examiner

Primary Examiner — Susan Bennett Hattan

Assistant Examiner — Vy Koenig

(74) *Attorney, Agent, or Firm* — Timothy J. Klima;
Shuttleworth & Ingersoll, PLC

(57) **CLAIM**

The ornamental design for a set of boxes for tubes and soaps, as shown.

DESCRIPTION

FIG. 1 is a perspective view of a set of boxes for tubes and soaps;
FIG. 2 is a front/rear view thereof;
FIG. 3 is a side view thereof;
FIG. 4 is a top view thereof;
FIG. 5 is a bottom view thereof; and,
FIG. 6 is a top perspective view thereof.

1 Claim, 6 Drawing Sheets




Fig.1




Fig. 2

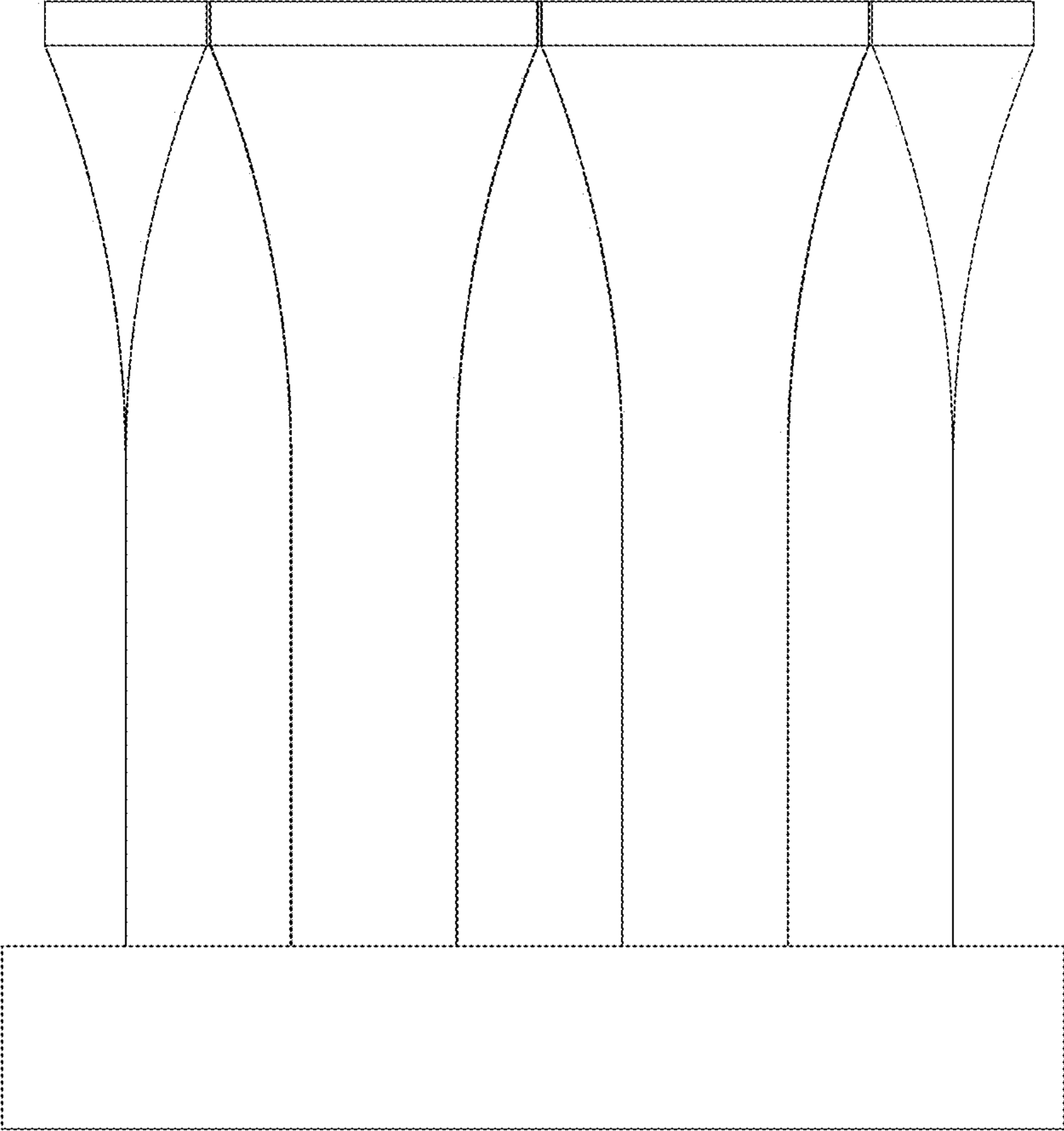


Fig. 3

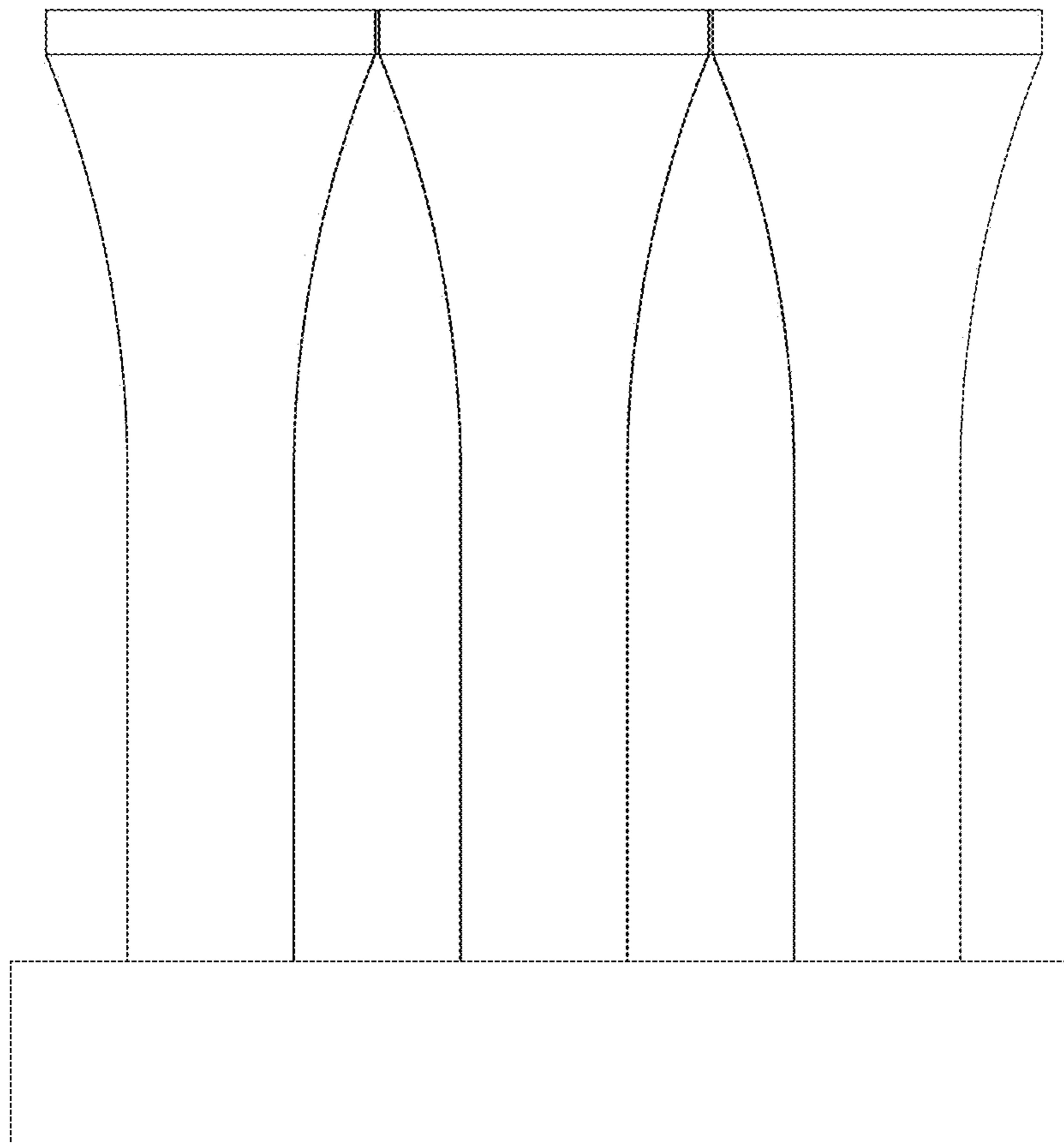


Fig. 4

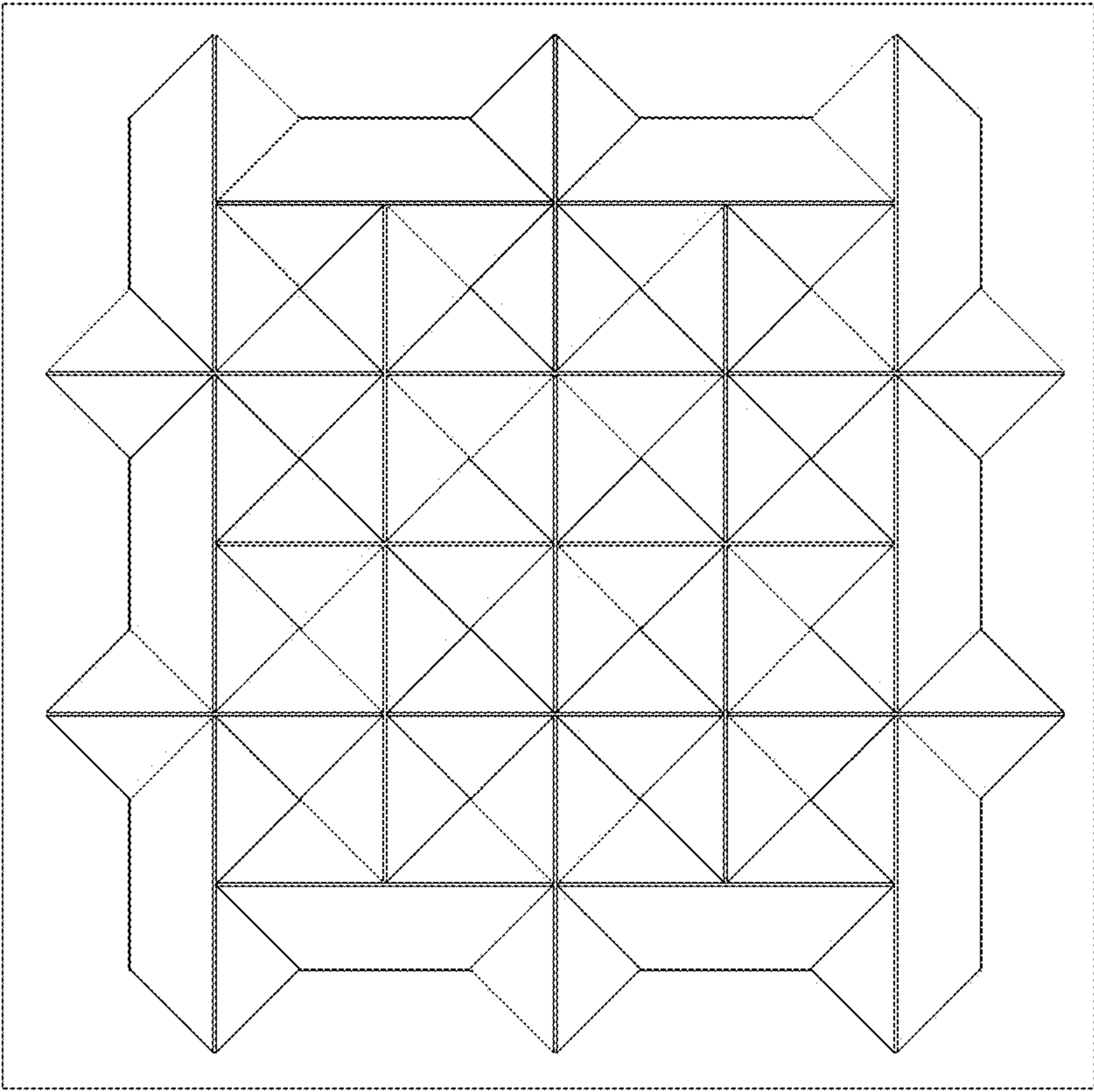


Fig. 5




Fig. 6

