



US00D752943S

(12) **United States Design Patent**
Wolfer

(10) **Patent No.:** **US D752,943 S**

(45) **Date of Patent:** **** Apr. 5, 2016**

(54) **LONG AEROSPACE HANDLE**

(71) Applicant: **Servi-Sure, LLC**, Chicago, IL (US)

(72) Inventor: **Michael Joseph Wolfer**, Riverside, IL (US)

(73) Assignee: **Servi-Sure, LLC**, Chicago, IL (US)

(**) Term: **14 Years**

(21) Appl. No.: **29/499,206**

(22) Filed: **Aug. 12, 2014**

(51) **LOC (10) Cl.** **08-06**

(52) **U.S. Cl.**
USPC **D8/314; D8/300**

(58) **Field of Classification Search**
USPC D8/107, 300, 303, 311, 313, 314, 315, D8/321, 322; 16/110.1, 114.1, 405, 406, 16/411, 415, 416, 419, 422, 423, 424, 426, 16/427, 429, 430; D7/393, 394, 548; 292/336.3

CPC Y10T 16/469; Y10T 16/44; Y10T 16/476; Y10T 16/473; Y10T 16/4713; Y10T 16/498; Y10T 16/509; Y10T 16/455; Y10T 16/4554; Y10T 16/4719; Y10T 16/4559; Y10T 16/513; Y10T 16/4707; Y10T 16/4576; Y10T 16/4644; Y10T 16/4696; Y10T 16/4628; Y10T 74/20732; Y10T 74/20828; Y10T 292/57; Y10T 16/459; Y10T 16/4701; Y10T 74/20864; Y10T 74/20876; Y10T 408/96; Y10T 137/6024; Y10T 74/20612; Y10T 74/2087; B25G 1/102; B25G 1/00; B25G 1/10; B25G 3/18; B25G 3/00; B25G 3/38; Y10S 16/12; Y10S 16/40; Y10S 16/24; Y10S 16/19; Y10S 16/90

See application file for complete search history.

(56) **References Cited**

U.S. PATENT DOCUMENTS

D28,324 S *	3/1898	Pritchard	D7/394
D29,333 S *	9/1898	Seymour	D8/315
3,701,558 A *	10/1972	Baker	B65D 25/2867 206/162
3,923,191 A *	12/1975	Johnson	B65D 25/2867 16/422
4,021,890 A *	5/1977	Kurosaki	F16B 2/02 16/443
5,415,956 A *	5/1995	Ching	H01M 2/043 16/423
5,507,071 A *	4/1996	Berfield	A47L 9/32 16/406
D520,335 S *	5/2006	Gorman	D8/314
D687,671 S *	8/2013	Boonprasop	D7/393
D689,736 S *	9/2013	Zepter	D7/394
D704,525 S *	5/2014	Coakley	D8/107
2006/0162128 A1 *	7/2006	Prip	A47J 43/283 16/422
2014/0033498 A1 *	2/2014	Coffin	A47B 95/02 29/428

* cited by examiner

Primary Examiner — Derrick Holland

Assistant Examiner — Lauren Calve

(74) *Attorney, Agent, or Firm* — Knobbe, Martens, Olson & Bear, LLP


(57) **CLAIM**

The ornamental design for a long aerospace handle, as shown and described.

DESCRIPTION

FIG. 1 is a front perspective view of a long aerospace handle of the present design;
FIG. 2 is a front elevational view thereof;
FIG. 3 is a rear elevational view thereof;
FIG. 4 is a right side elevational view thereof; the left side elevational view being a mirror image thereof;
FIG. 5 is a top plan view thereof; and,
FIG. 6 is a bottom plan view thereof.

1 Claim, 5 Drawing Sheets






FIG. 1

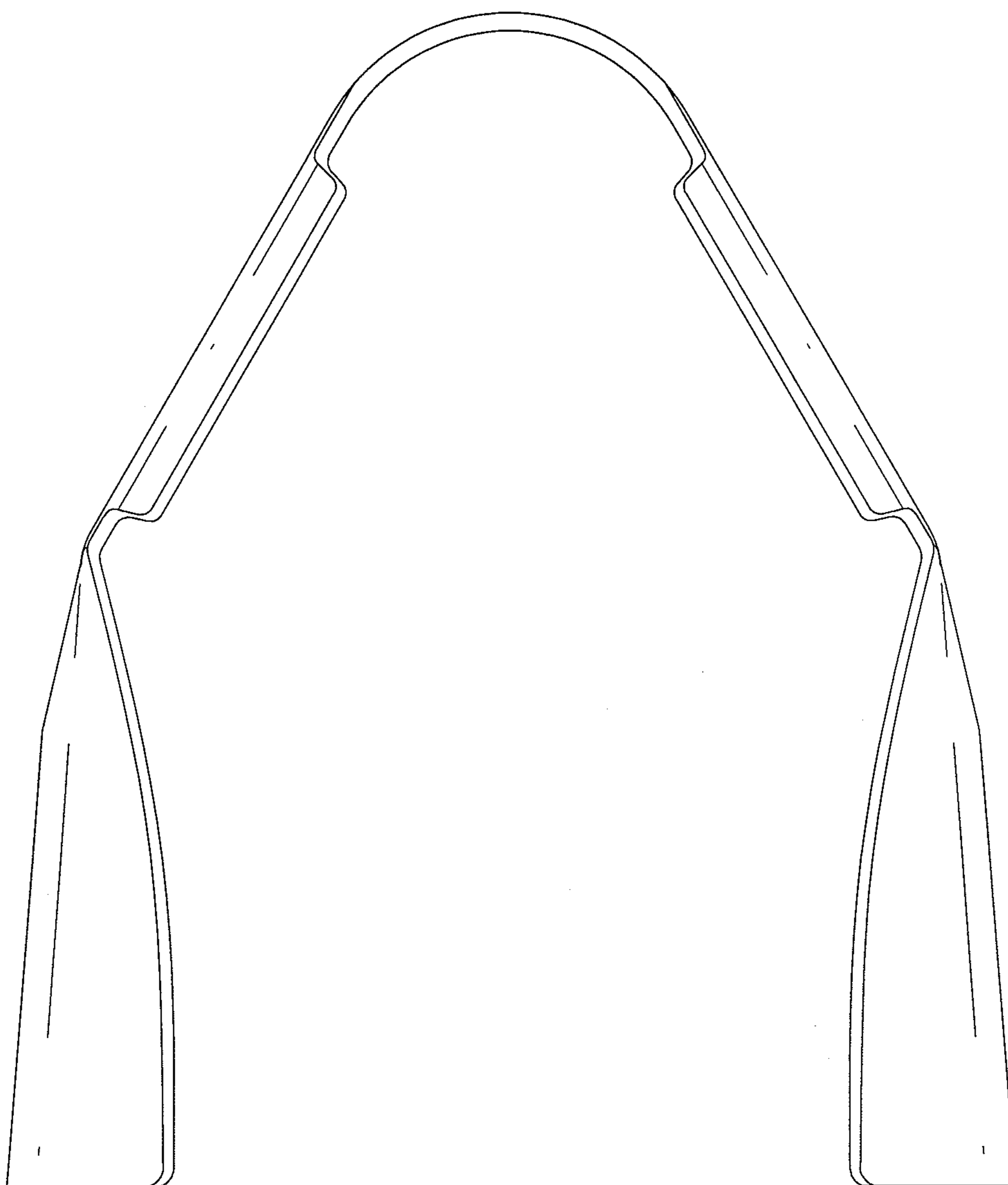


FIG. 2

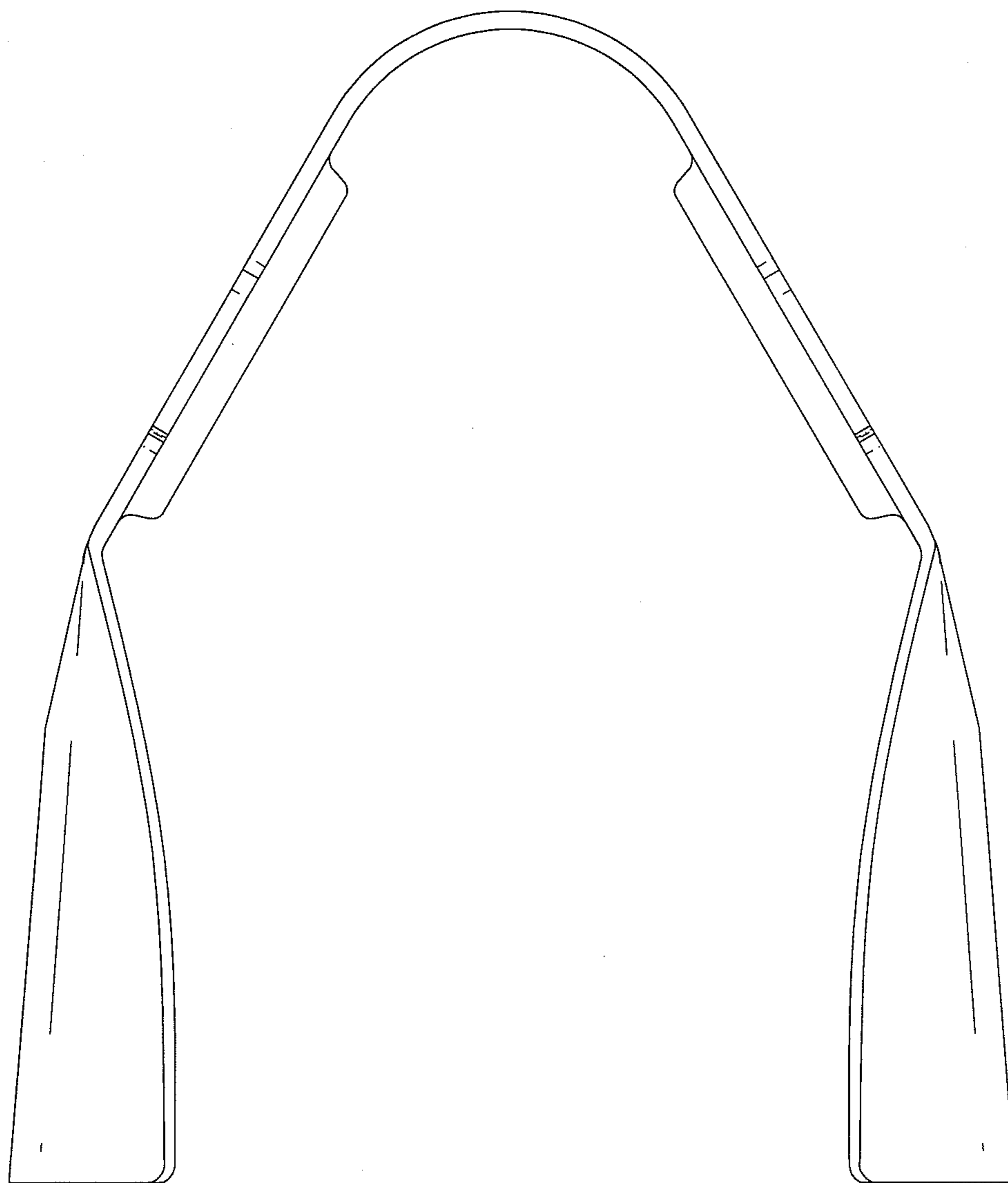


FIG. 3




FIG. 4

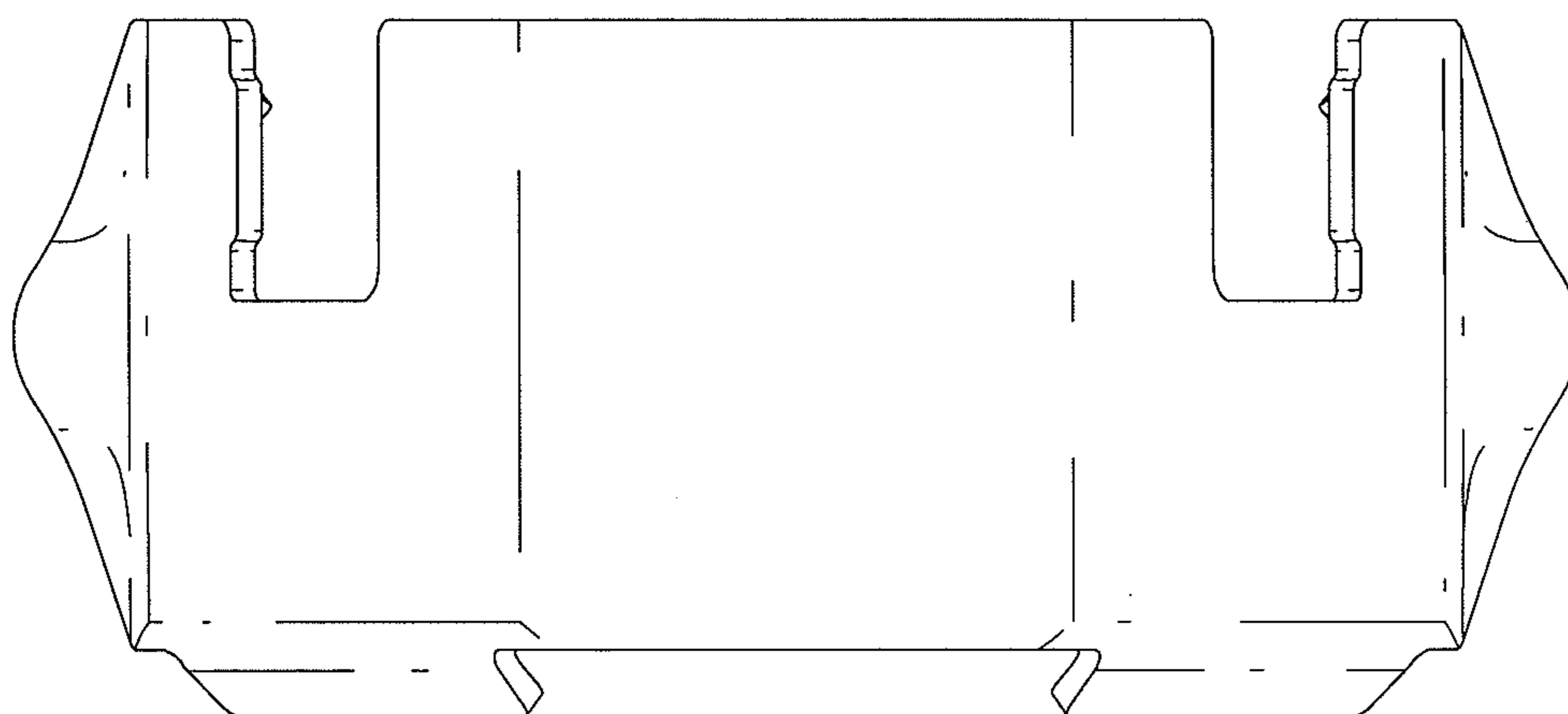


FIG. 5

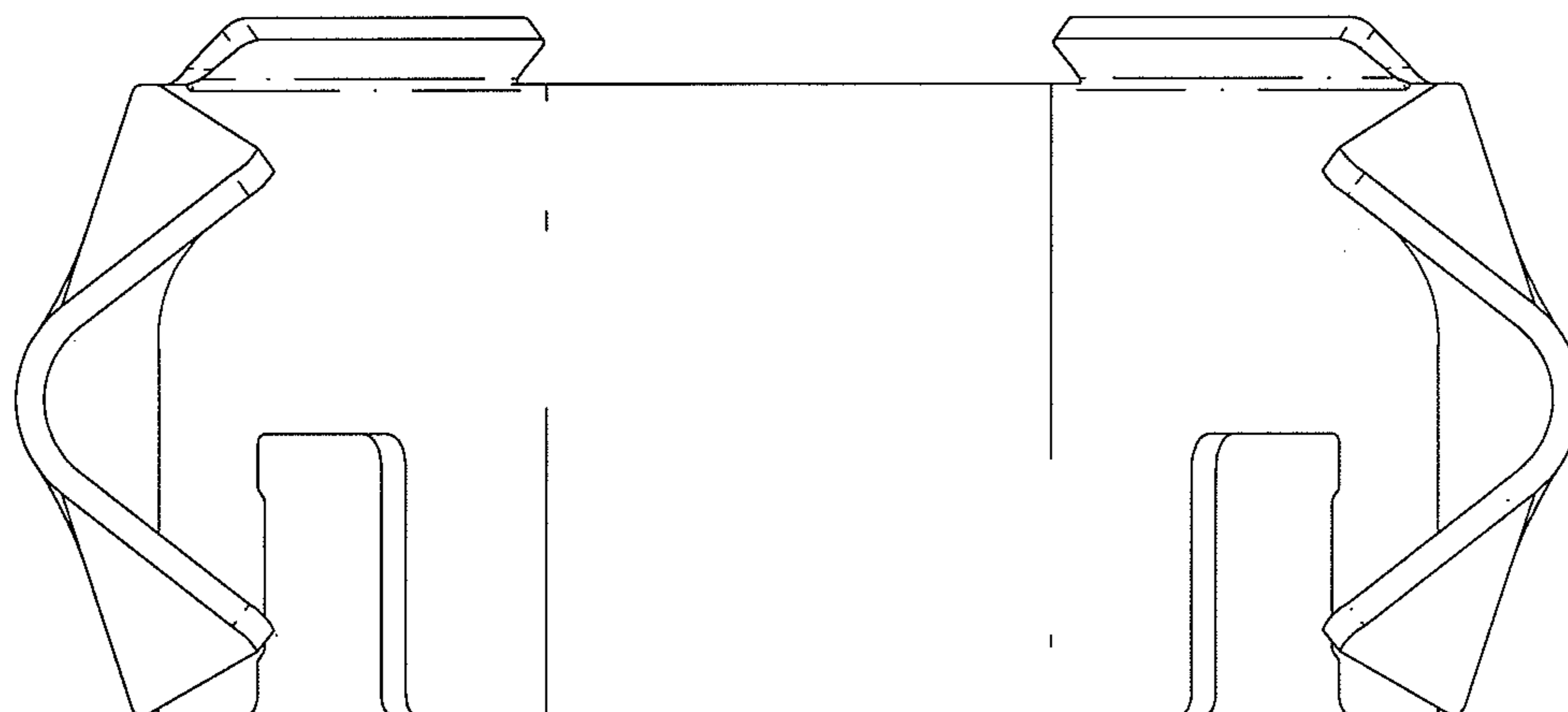


FIG. 6