



US00D752941S

(12) **United States Design Patent**
Lee

(10) **Patent No.:** **US D752,941 S**
(45) **Date of Patent:** **** Apr. 5, 2016**

(54) **SCALING AND SCRAPING HAMMER**

(71) Applicant: **Jeff Lee**, Howell, MI (US)

(72) Inventor: **Jeff Lee**, Howell, MI (US)

(**) Term: **15 Years**

(21) Appl. No.: **29/542,989**

(22) Filed: **Oct. 20, 2015**

Related U.S. Application Data

(63) Continuation-in-part of application No. 29/456,753, filed on Jun. 4, 2013.

(51) **LOC (10) Cl.** **08-02**

(52) **U.S. Cl.**
USPC **D8/81**

(58) **Field of Classification Search**
USPC D8/14, 46, 47, 75-81, 499; D15/135;
D32/46-49; 7/143-145; 72/477-479;
114/222; 15/236.01, 0.02, 0.05-0.07
CPC B08B 1/00; B08B 3/026; B08B 7/02;
B63B 2059/082; B63B 59/06; B63B 59/08;
B26B 23/00; B25D 17/02; B25D 17/08;
B25D 17/28; B25D 1/00; B25D 1/02; B25D
1/04; B25H 1/0057; B21D 1/06; B21D 1/10;
B25F 1/00; A46B 17/02; A47L 13/12
See application file for complete search history.

(56) **References Cited**

U.S. PATENT DOCUMENTS

83,021 A * 10/1868 Barbarin B25F 1/00
30/171
D30,408 S * 3/1899 Schlageter et al. D8/78
1,506,578 A * 8/1924 Grandahl B21D 1/06
72/477
1,746,076 A * 2/1930 Ferguson B21D 1/06
72/477
D113,237 S * 2/1939 Oppermann D8/46
D185,134 S * 5/1959 Cunliffe D32/46
D185,135 S * 5/1959 Cunliffe D32/46
3,580,312 A * 5/1971 Hallock B25D 1/06
81/24

4,407,213 A * 10/1983 Evans A47L 13/12
114/222
4,648,344 A * 3/1987 Burgers B63B 59/08
114/222
4,649,849 A * 3/1987 McCormick B63B 59/06
114/222
4,781,139 A * 11/1988 Burgers B63B 59/08
114/222
4,909,173 A * 3/1990 Strong B63B 59/08
114/222
D321,636 S 11/1991 Ciciliot
5,105,752 A * 4/1992 Pompei B63B 59/08
114/222
5,209,176 A * 5/1993 Pompei B63B 59/08
114/222
D340,177 S * 10/1993 Key D8/75
5,353,465 A * 10/1994 Pierce B08B 7/02
15/236.01
5,505,154 A * 4/1996 Urie, Jr. B63B 59/08
114/222
5,542,140 A 8/1996 Ellinwood
D388,303 S * 12/1997 Berggren D8/75
D438,773 S 3/2001 Pfoertner

(Continued)


Primary Examiner — Philip S Hyder
Assistant Examiner — Roselynn Cody
(74) *Attorney, Agent, or Firm* — Mitchell Law PLLC;
Matthew W. Mitchell

(57) **CLAIM**
The ornamental design for a scaling and scraping hammer, as shown and described.

DESCRIPTION

FIG. 1 is a front perspective view of the scaling and scraping hammer of the present invention;
FIG. 2 is a front view of the invention of FIG. 1;
FIG. 3 is a back view of the invention of FIG. 1;
FIG. 4 is a side view of the invention of FIG. 1, as seen from the left side of FIG. 2;
FIG. 5 is a side view of the invention of FIG. 1, as seen from the right side of FIG. 2; and,
FIG. 6 is a top plan view in elevation of the invention of FIG. 1.
The broken line showing a handle is included for contextual purposes and forms no part of the claimed design.

1 Claim, 5 Drawing Sheets



US D752,941 S

Page 2

(56)

References Cited

U.S. PATENT DOCUMENTS

D459,042 S 6/2002 Carew
D521,839 S 5/2006 Hung
7,765,631 B2 * 8/2010 Fisher B23Q 5/027
15/236.01
8,214,964 B1 * 7/2012 Coleman A47L 13/022
114/221 R

D672,628 S * 12/2012 Frenkel D8/78
D690,182 S * 9/2013 Cridlebaugh D32/49
D705,511 S 5/2014 Jacobsen
D717,508 S * 11/2014 Kiley D32/46
9,101,253 B2 * 8/2015 Johnstone A47L 13/08
2008/0229994 A1 * 9/2008 Marr A46B 5/0025
114/222
2012/0180226 A1 * 7/2012 Pedersen B25D 1/00
7/144

* cited by examiner

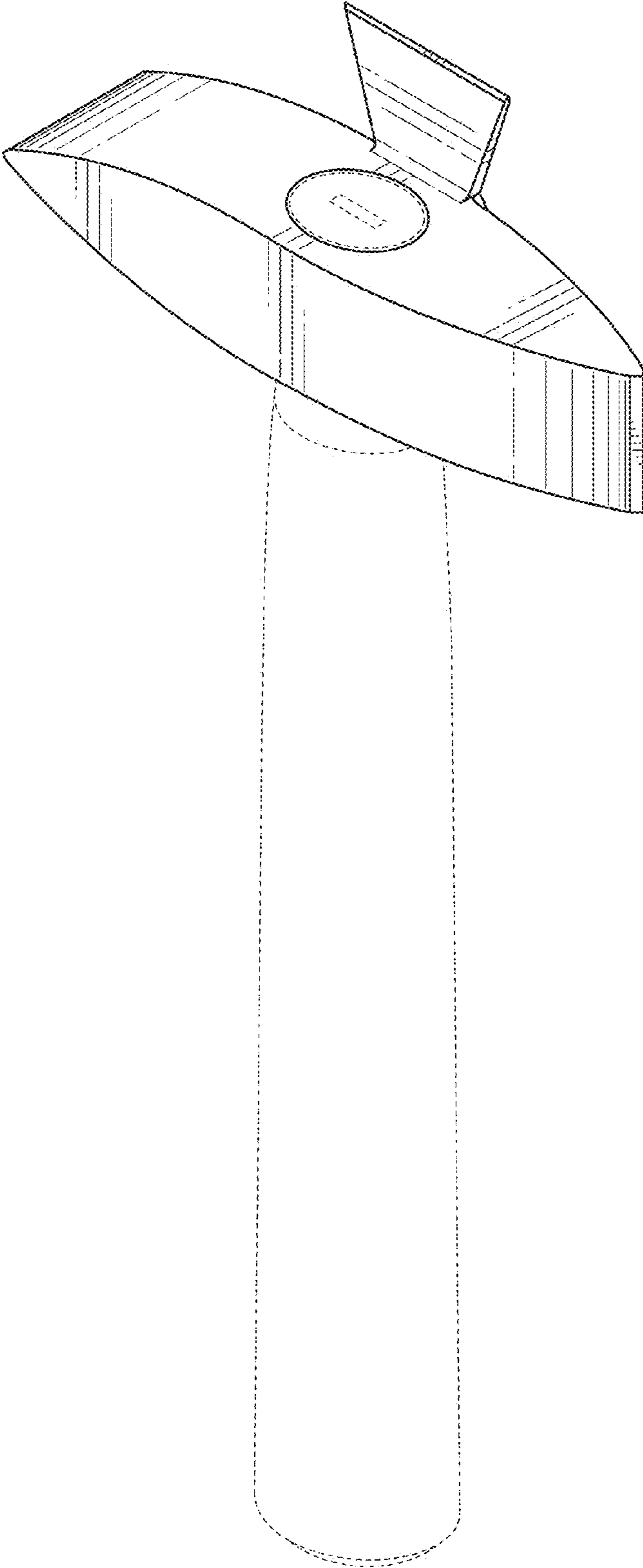


FIG. 1

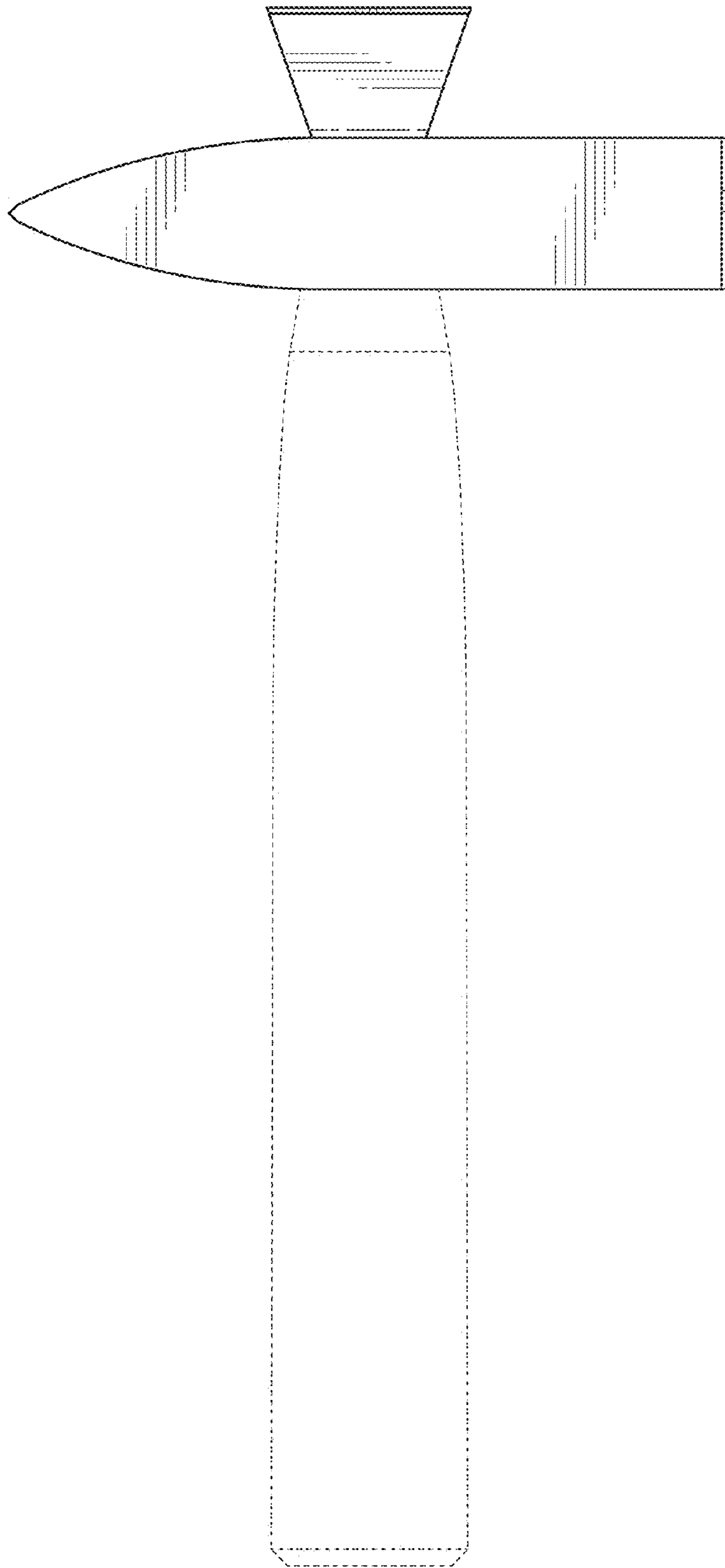


FIG. 2

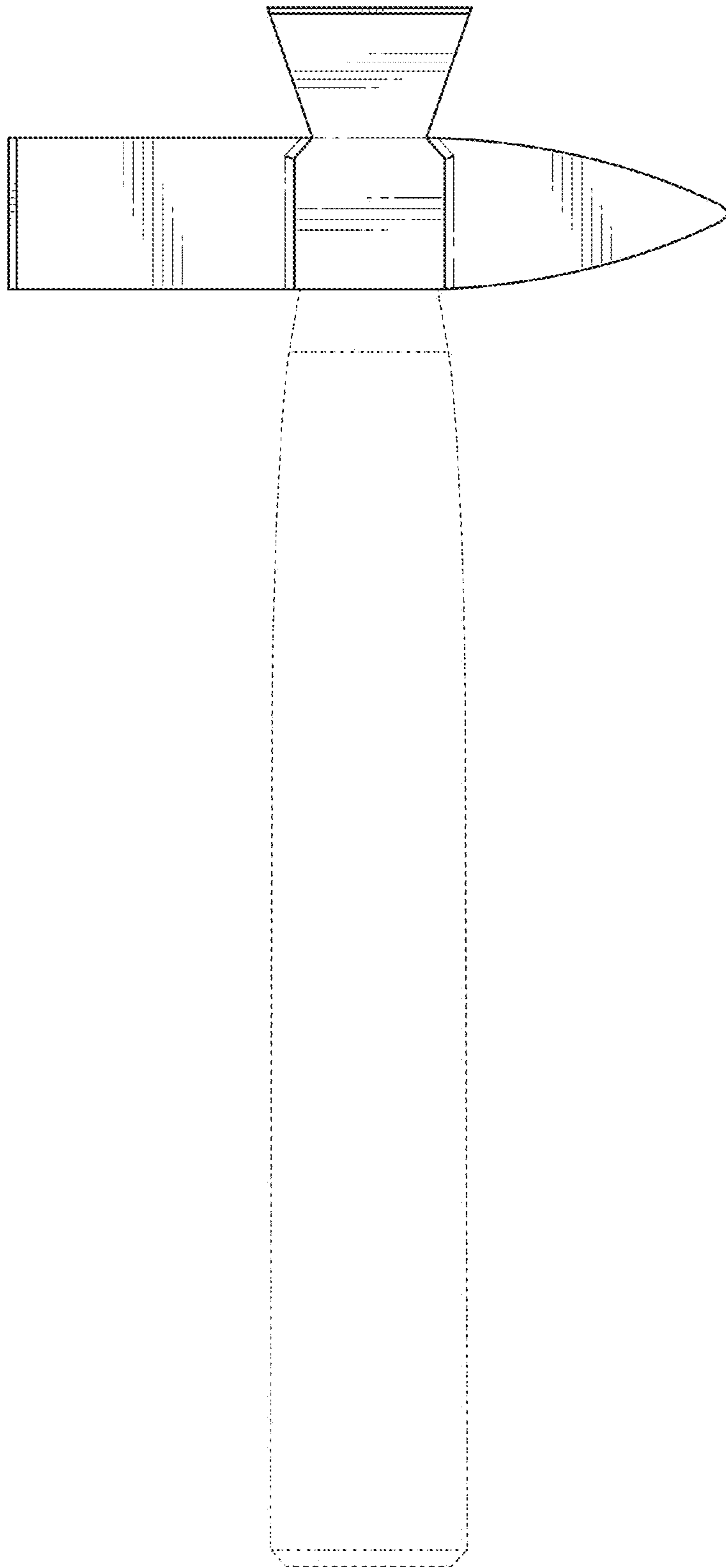


FIG. 3




FIG. 4




FIG. 5

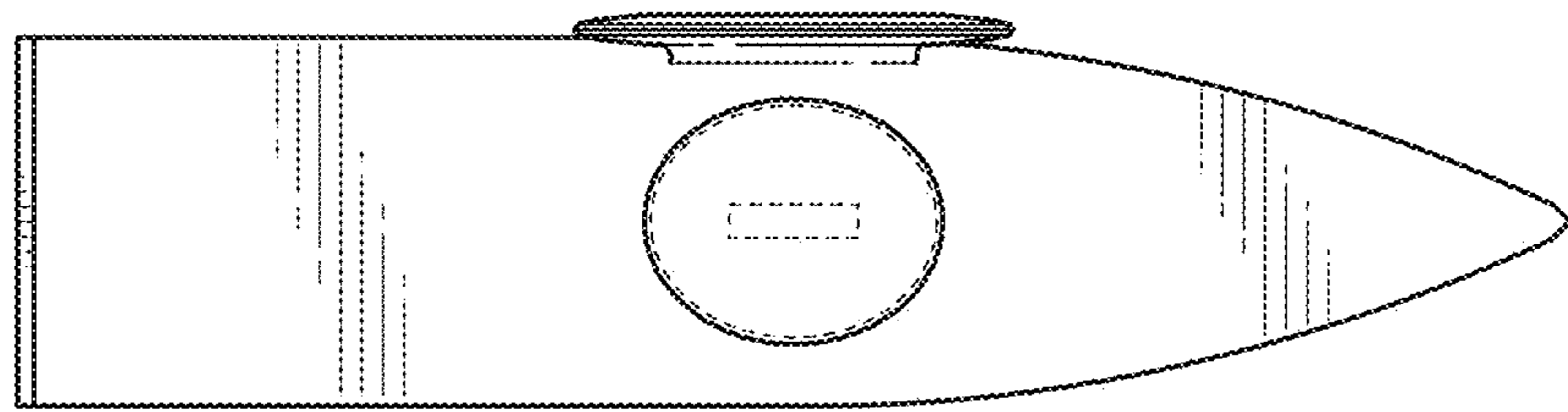


FIG. 6