



US00D752937S

(12) **United States Design Patent**
Schneider et al.

(10) **Patent No.:** **US D752,937 S**
(45) **Date of Patent:** **** Apr. 5, 2016**

(54) **CHISEL**

(71) Applicant: **Hilti Aktiengesellschaft**, Schaan (LI)

(72) Inventors: **Jens Schneider**, Feldkirch (AT);
Karsten Brandenburg, Feldkirch-Tisis
(AT); **Zsolt Kosa**, Kecskemét (HU);
Lajos Tóth, Kecskemét (HU)

(73) Assignee: **Hilti Aktiengesellschaft**, Schaan (LI)

(**) Term: **14 Years**

(21) Appl. No.: **29/462,564**

(22) Filed: **Aug. 6, 2013**

(30) **Foreign Application Priority Data**

Jun. 18, 2013 (WO) DM/081 175

(51) **LOC (10) Cl.** **08-03**

(52) **U.S. Cl.**
USPC **D8/70; D8/47**

(58) **Field of Classification Search**
USPC D8/14, 20, 47, 70; D15/21, 28, 29, 139;
D24/146; D32/46; 30/167, 167.2, 168,
30/366; 299/38.1, 69, 100; 81/15.2
CPC B25D 3/00; B25D 17/02; B25D 2250/305;
B25D 2250/211
See application file for complete search history.

(56) **References Cited**

U.S. PATENT DOCUMENTS

D137,744 S * 4/1944 Gunderson D8/47
3,258,295 A * 6/1966 Ives et al. 299/100
D346,103 S * 4/1994 Warner D8/47
D482,252 S * 11/2003 Hyde D8/47
D495,567 S * 9/2004 Gontar D8/1
D637,629 S * 5/2011 Clark D15/29
D648,356 S * 11/2011 Clark D15/29
D689,755 S * 9/2013 Quinn et al. D8/70

D699,089 S * 2/2014 Quinn et al. D8/70
2011/0280678 A1 * 11/2011 Bohn et al. 408/204
2013/0205603 A1 * 8/2013 Schneider et al. 30/346

FOREIGN PATENT DOCUMENTS

DE 4208973 A1 * 7/1993 B28D 7/02
DE 19914522 A1 * 10/2000 B25D 17/02

(Continued)

OTHER PUBLICATIONS

“TE-SP “Wave” Chisels: For better breaking performance—Experi-
ence the wave!” Hilti., Jan. 16, 2014 [online], [retrieved on Jul. 27,
2014]. Retrieved from the Internet <URL: <https://www.hilti.co.uk/tesp-wave>>.*

(Continued)

Primary Examiner — Philip S Hyder

Assistant Examiner — Darlington Ly

(74) *Attorney, Agent, or Firm* — Crowell & Moring LLP


(57) **CLAIM**

The ornamental design for a chisel, as shown and described.

DESCRIPTION

FIG. 1 is a top perspective view of a chisel according to the design, the bottom perspective view being symmetrical;
FIG. 2 is side perspective view thereof, the opposite side perspective view being symmetrical;
FIG. 3 is a top view thereof, the bottom view being symmetrical;
FIG. 4 is a side view thereof, the opposite side view being symmetrical;
FIG. 5 is a rear view thereof; and,
FIG. 6 is a front view thereof.
Also enclosed is a set of photographs of an embodiment of the design.

1 Claim, 3 Drawing Sheets



(56)

References Cited

OTHER PUBLICATIONS

FOREIGN PATENT DOCUMENTS

EP	497307	A2	*	8/1992	B25D 3/00
JP	06170748	A	*	6/1994	B25D 17/02
JP	11245222	A	*	9/1999	B28D 1/26

“Flat Chisel.” Irwin Tools., Jul. 15, 2006 [online], [retrieved on Jul. 27, 2014]. Retrieved from the Internet <URL: <http://www.irwin.com/Tools/drill-bits/flat-chisel>>.*

* cited by examiner




FIG.1




FIG.2




FIG. 3




FIG. 4



FIG. 5

FIG. 6