



US00D752933S

(12) **United States Design Patent**  
**Merritt**

(10) **Patent No.:** **US D752,933 S**  
(45) **Date of Patent:** **\*\* Apr. 5, 2016**

(54) **JUG WRENCH**  
(71) Applicant: **Michael J. Merritt**, Bend, OR (US)  
(72) Inventor: **Michael J. Merritt**, Bend, OR (US)  
(\*\*) Term: **14 Years**  
(21) Appl. No.: **29/522,936**  
(22) Filed: **Apr. 3, 2015**  
(51) **LOC (10) Cl.** ..... **08-05**  
(52) **U.S. Cl.**  
USPC ..... **D8/17**  
(58) **Field of Classification Search**  
USPC ..... D8/17, 21–29, 44, 81–87, 102–107, 98,  
D8/99, 55, 93, 94; 81/60–63.2, 177.1,  
81/177.85, 177.8, 489, 125.1, 121.1,  
81/119–120, 176.1, 186, 177.9, 185.1,  
81/176.2, 165, 170, 3.35, 58, 3.345, 155;  
206/378; 16/429, 441, 124.6; 7/100,  
7/138, 168, 157; D24/146  
CPC ..... B25B 13/48; B25B 13/02; B25B 13/04  
See application file for complete search history.

4,836,065 A 6/1989 Setliff  
4,881,432 A 11/1989 Olorenshaw et al.  
5,054,338 A 10/1991 Weis  
5,056,383 A 10/1991 Halpin  
5,913,953 A 6/1999 Eve  
6,098,497 A 8/2000 Larose  
6,105,468 A 8/2000 Fohrman et al.  
D435,409 S \* 12/2000 Roberts ..... D8/17  
D445,655 S \* 7/2001 Maddox ..... D8/105  
6,352,235 B2 3/2002 Cizek  
D458,523 S \* 6/2002 Newton, Sr. .... D8/17  
6,477,919 B1 11/2002 Thomas et al.  
6,578,223 B1 6/2003 Link et al.  
6,971,281 B1 12/2005 Jarvis  
6,988,430 B1 \* 1/2006 Putney ..... B25B 13/04  
81/60  
7,086,310 B2 8/2006 Oleksy  
7,107,880 B2 \* 9/2006 Kitchen ..... B25B 13/02  
81/119  
D548,552 S \* 8/2007 Elkaim ..... D22/199  
D567,319 S \* 4/2008 Beard ..... D21/793  
D584,932 S \* 1/2009 Chang ..... D8/27  
D619,435 S \* 7/2010 Navas ..... D8/27  
D644,897 S \* 9/2011 Stricker ..... D8/21  
D666,883 S \* 9/2012 Howard ..... D8/19  
D672,625 S \* 12/2012 Serret ..... D8/17

(Continued)

*Primary Examiner* — Randall Gholson  
(74) *Attorney, Agent, or Firm* — Leber Patent Law P.C.

(56) **References Cited**  
U.S. PATENT DOCUMENTS

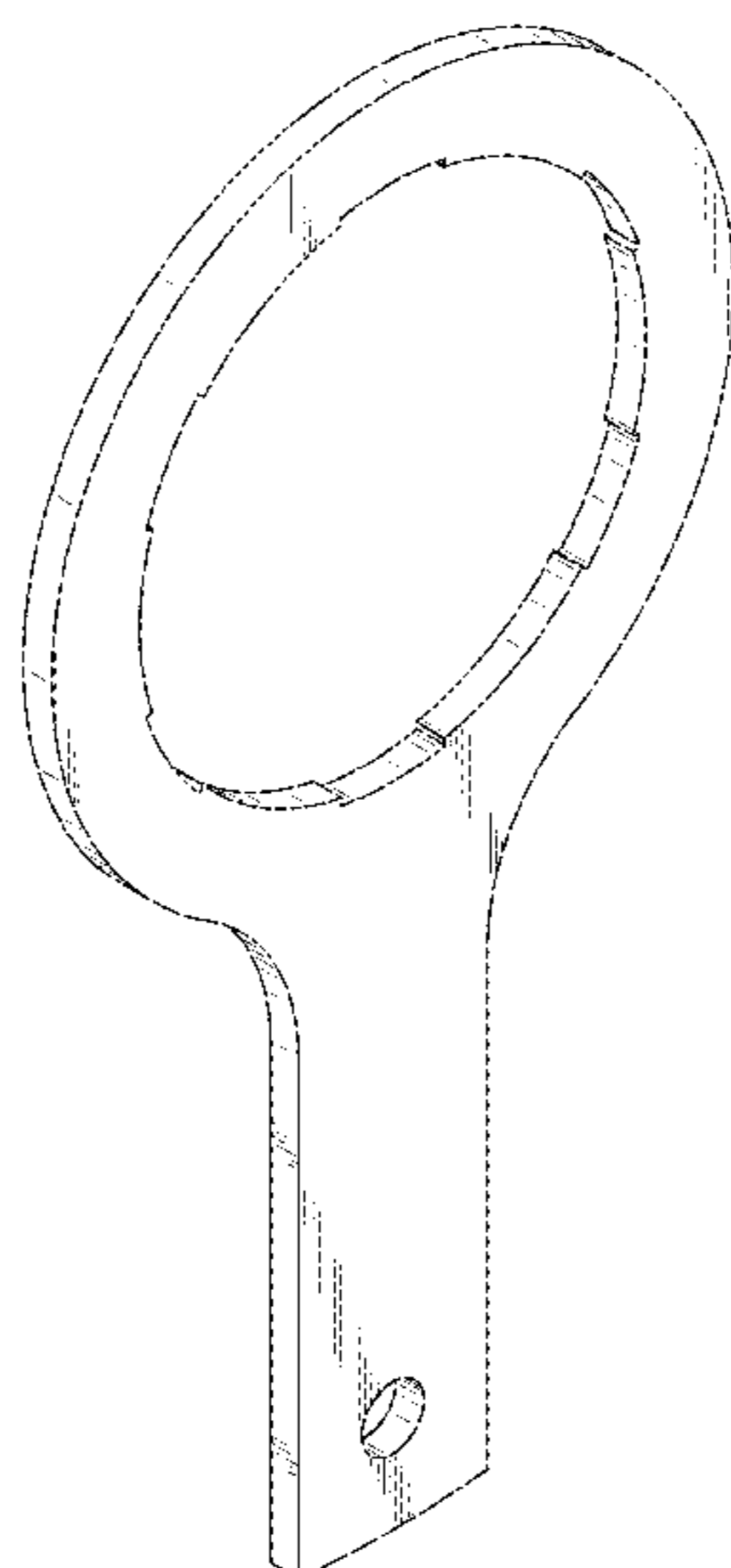
1,853,735 A 4/1932 Lawler  
2,052,641 A 9/1936 McCready  
2,083,957 A 6/1937 Marsella  
2,423,145 A 7/1947 Halm  
2,486,523 A 11/1949 Philip  
2,523,544 A 9/1950 Stamp  
2,746,323 A 5/1956 Johnson  
2,796,782 A 6/1957 Rosenthal  
2,811,062 A 10/1957 Robertson  
3,007,357 A 11/1961 Le Roy  
3,812,741 A 5/1974 Heine  
4,058,132 A \* 11/1977 Dietz ..... A45D 29/18  
132/73  
4,509,784 A 4/1985 Vollers  
4,532,833 A 8/1985 Downs

(57) **CLAIM**  
The ornamental design for a jug wrench, as shown and described.

**DESCRIPTION**

FIG. 1 is a top-left perspective view of the jug wrench;  
FIG. 2 is a front elevational view thereof (the rear elevational view is identical and is thus omitted);  
FIG. 3 is a right-side elevational view thereof (the left side view is identical and is thus omitted);  
FIG. 4 is a top plan view thereof; and,  
FIG. 5 is a bottom plan view thereof.

**1 Claim, 3 Drawing Sheets**



(56)

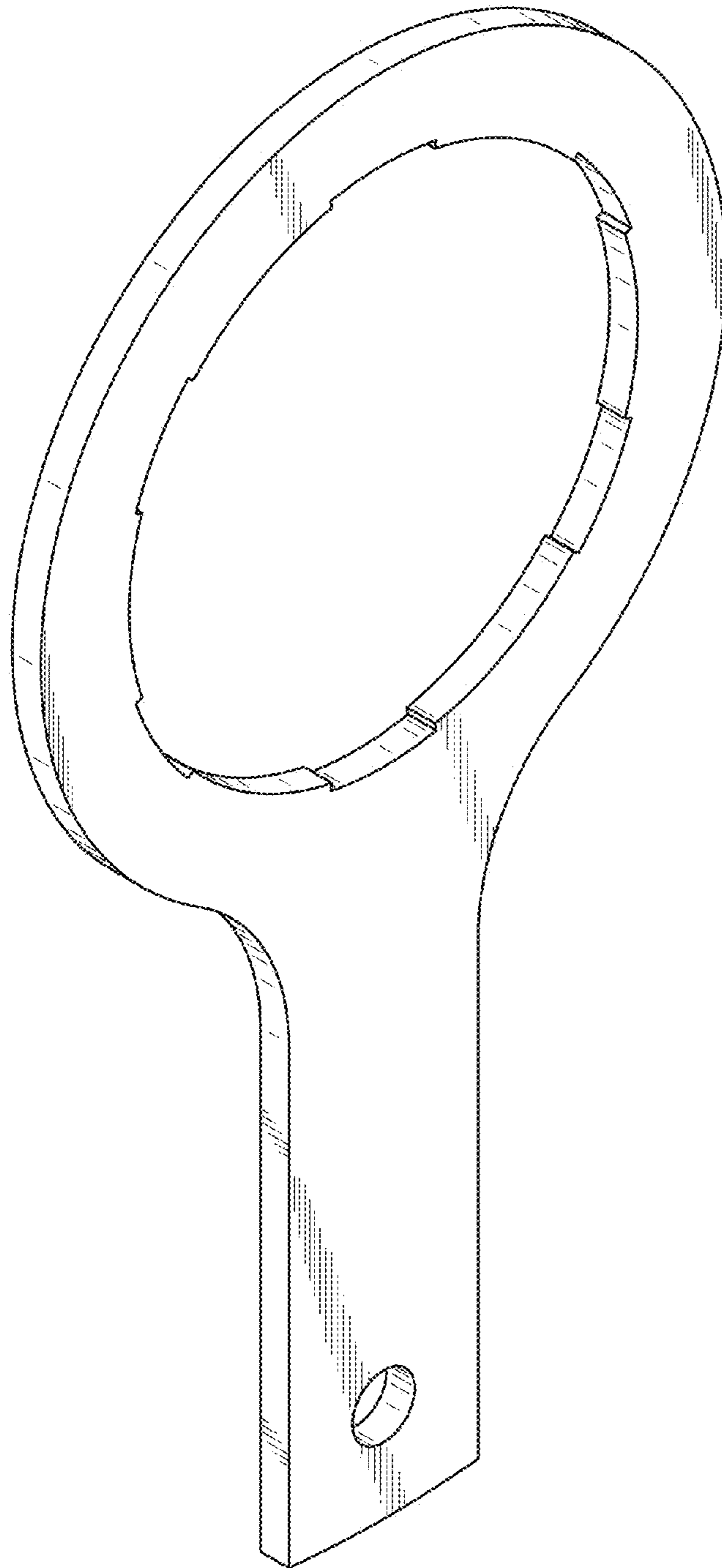
**References Cited**

U.S. PATENT DOCUMENTS

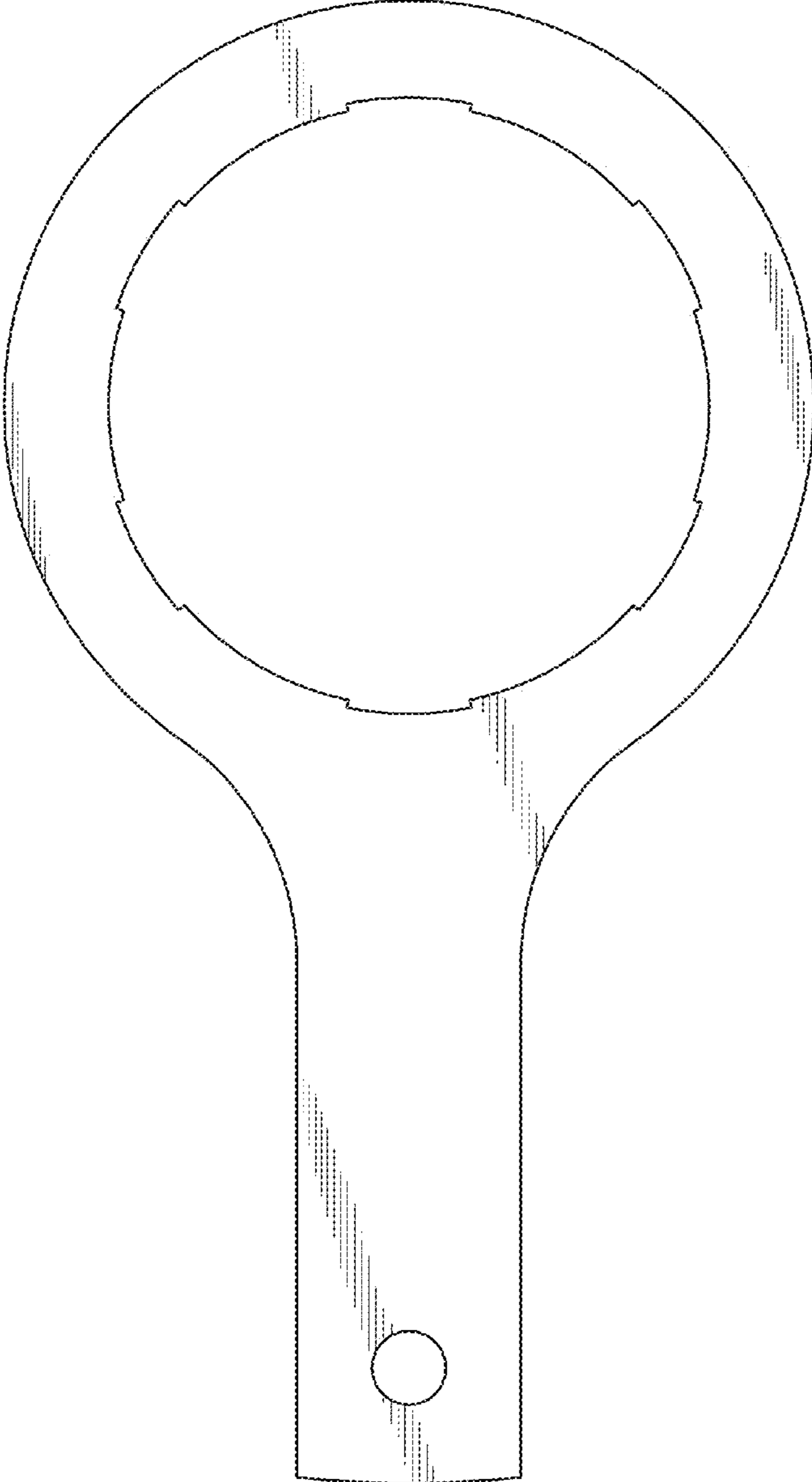
D694,611 S *	12/2013	Yoakum .....	D8/349	2004/0237724 A1	12/2004	Cope
D717,132 S *	11/2014	Van Dyke .....	D7/708	2005/0252343 A1	11/2005	Turner
D718,103 S *	11/2014	Geissele .....	D8/17	2007/0079670 A1	4/2007	Chaconas et al.
D719,426 S *	12/2014	Whitehead .....	D8/17	2008/0083305 A1	4/2008	Miley
8,950,291 B1 *	2/2015	Coleman .....	B67B 7/44 81/3.09	2009/0229418 A1	9/2009	Garman
D739,194 S *	9/2015	Kieu .....	D8/34	2010/0186553 A1	7/2010	Seastrom
				2011/0296955 A1	12/2011	Silvers
				2013/0283979 A1	10/2013	Nott
				2013/0327184 A1	12/2013	Nelson
				2014/0224071 A1	8/2014	Kamakura et al.

\* cited by examiner

**FIG. 1**



**FIG. 2**



**FIG. 3**



**FIG. 4**



**FIG. 5**

