



US00D752899S

(12) **United States Design Patent**  
**Ueno**

(10) **Patent No.:** **US D752,899 S**

(45) **Date of Patent:** **\*\* Apr. 5, 2016**

(54) **PILLOW**

(71) Applicant: **Shuya Ueno**, Nagoya (JP)

(72) Inventor: **Shuya Ueno**, Nagoya (JP)

(73) Assignee: **Shuya Ueno**, Nagoya-shi (JP)

(\*\*) Term: **14 Years**

(21) Appl. No.: **29/500,322**

(22) Filed: **Aug. 25, 2014**

(51) **LOC (10) Cl.** ..... **06-09**

(52) **U.S. Cl.**  
USPC ..... **D6/601**

(58) **Field of Classification Search**  
USPC ..... D6/595-601, 604; D24/183; D21/803,  
D21/804

CPC ..... A47C 7/021; A47C 7/383; A47C 7/428;  
A47C 7/546; A47C 16/00; A47C 20/00;  
A47C 20/02; A47C 20/021; A47C 20/026;  
A47C 20/027; A47G 9/10; A47G 9/1027;  
A47G 9/1045; A47G 9/1054; A47G 9/1063;  
A47G 9/1072; A47G 9/1081; A47G 9/109;  
A47D 13/00

See application file for complete search history.

(56) **References Cited**

U.S. PATENT DOCUMENTS

|                |         |                |                        |
|----------------|---------|----------------|------------------------|
| 1,890,358 A *  | 12/1932 | Barcalo .....  | A47G 9/10<br>24/102 T  |
| D90,747 S *    | 9/1933  | Barcarlo ..... | D6/601                 |
| 2,314,080 A *  | 3/1943  | Dine .....     | A61G 7/065<br>128/845  |
| 2,877,472 A *  | 3/1959  | Wagner .....   | A47G 9/10<br>5/636     |
| 7,168,115 B2 * | 1/2007  | Davis .....    | A61G 7/1021<br>5/655.3 |
| 7,240,384 B2 * | 7/2007  | DuDonis .....  | A47C 20/027<br>5/633   |
| D635,265 S *   | 3/2011  | Coffey .....   | D24/183                |
| D658,421 S *   | 5/2012  | Williams ..... | D6/604                 |
| D709,303 S     | 7/2014  | Velasco        |                        |

\* cited by examiner

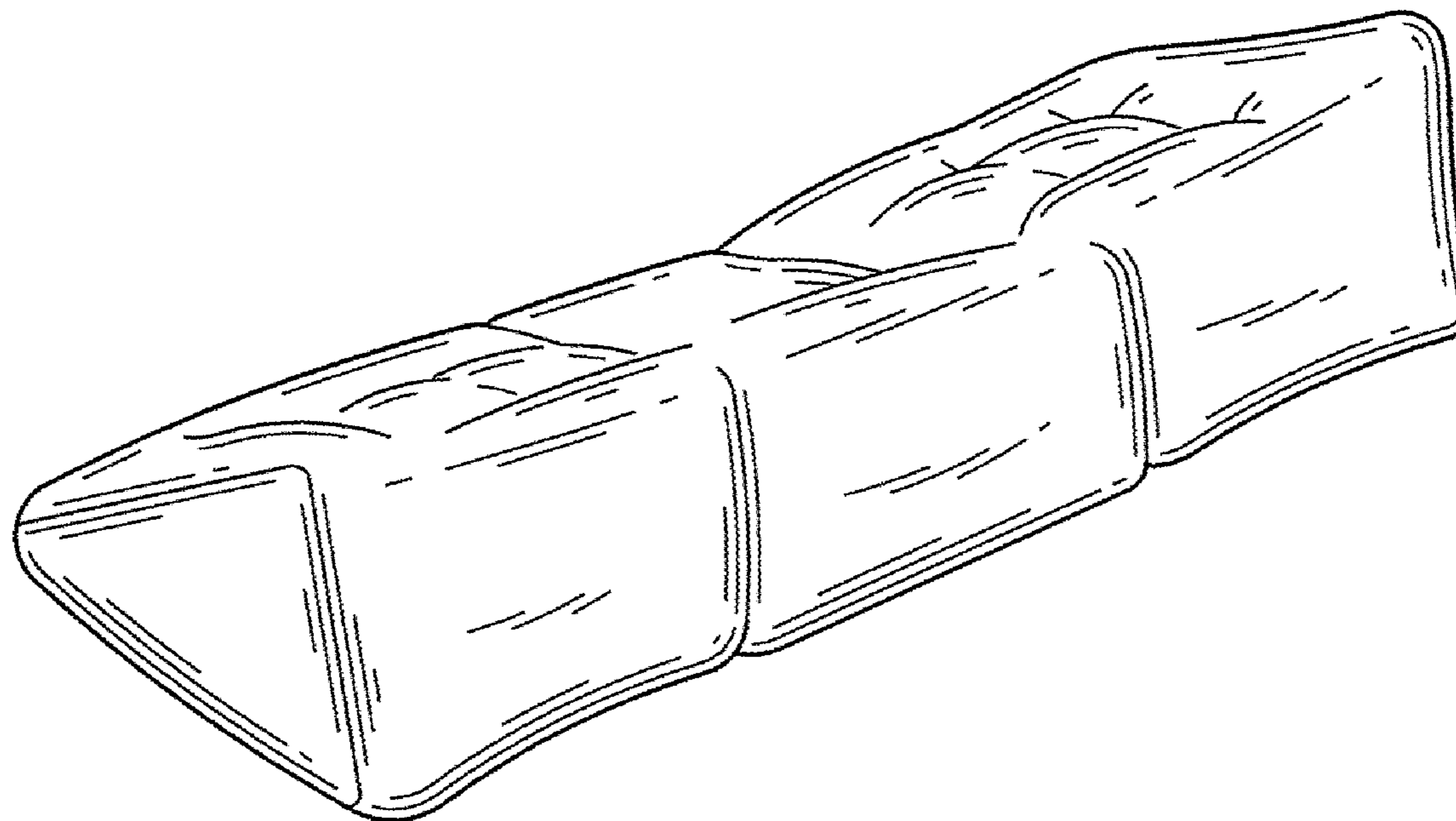
*Primary Examiner* — Mary Ann Calabrese  
(74) *Attorney, Agent, or Firm* — Amin, Turocy & Watson, LLP

(57) **CLAIM**  
The ornamental design for a pillow, as shown and described.

**DESCRIPTION**

FIG. 1 is a front view of a pillow showing my new design;  
FIG. 2 is a rear view thereof;  
FIG. 3 is a left side elevation view thereof;  
FIG. 4 is a right side elevation view thereof;  
FIG. 5 is a top view thereof;  
FIG. 6 is a bottom view thereof; and,  
FIG. 7 is a perspective view thereof.

**1 Claim, 7 Drawing Sheets**



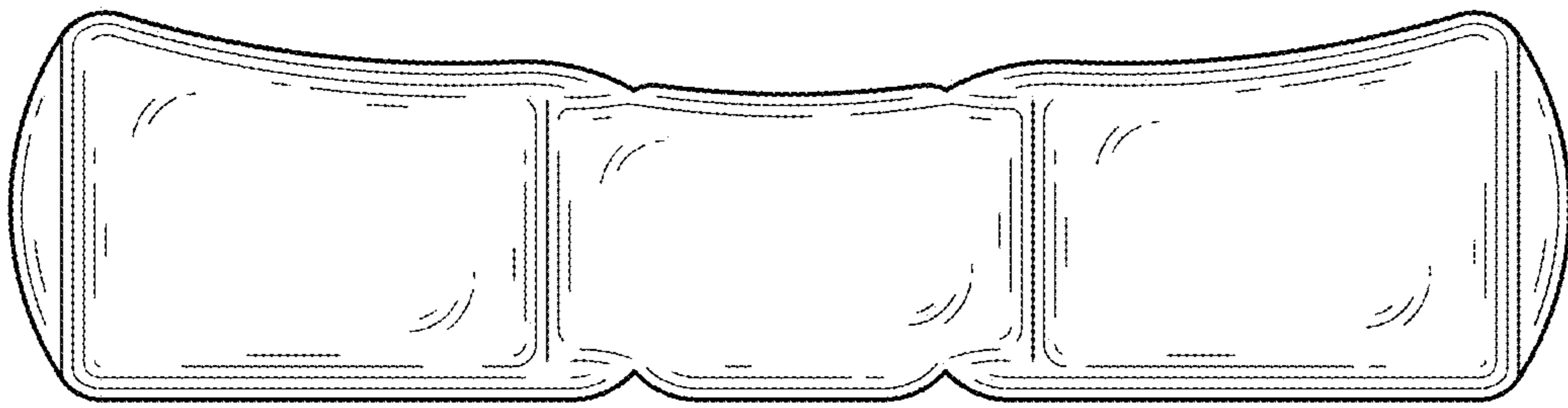


FIG. 1

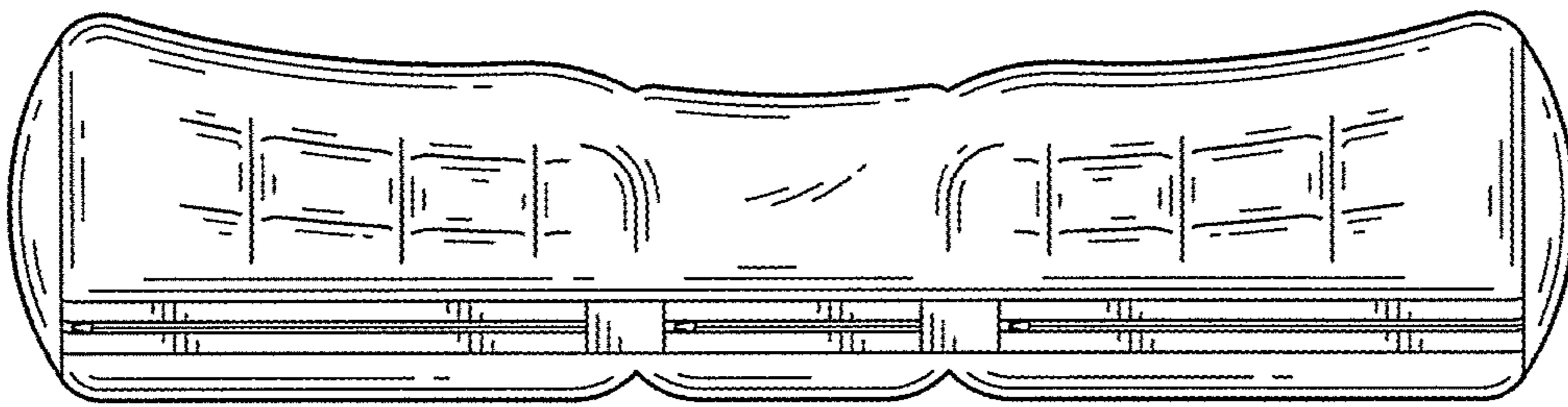


FIG. 2

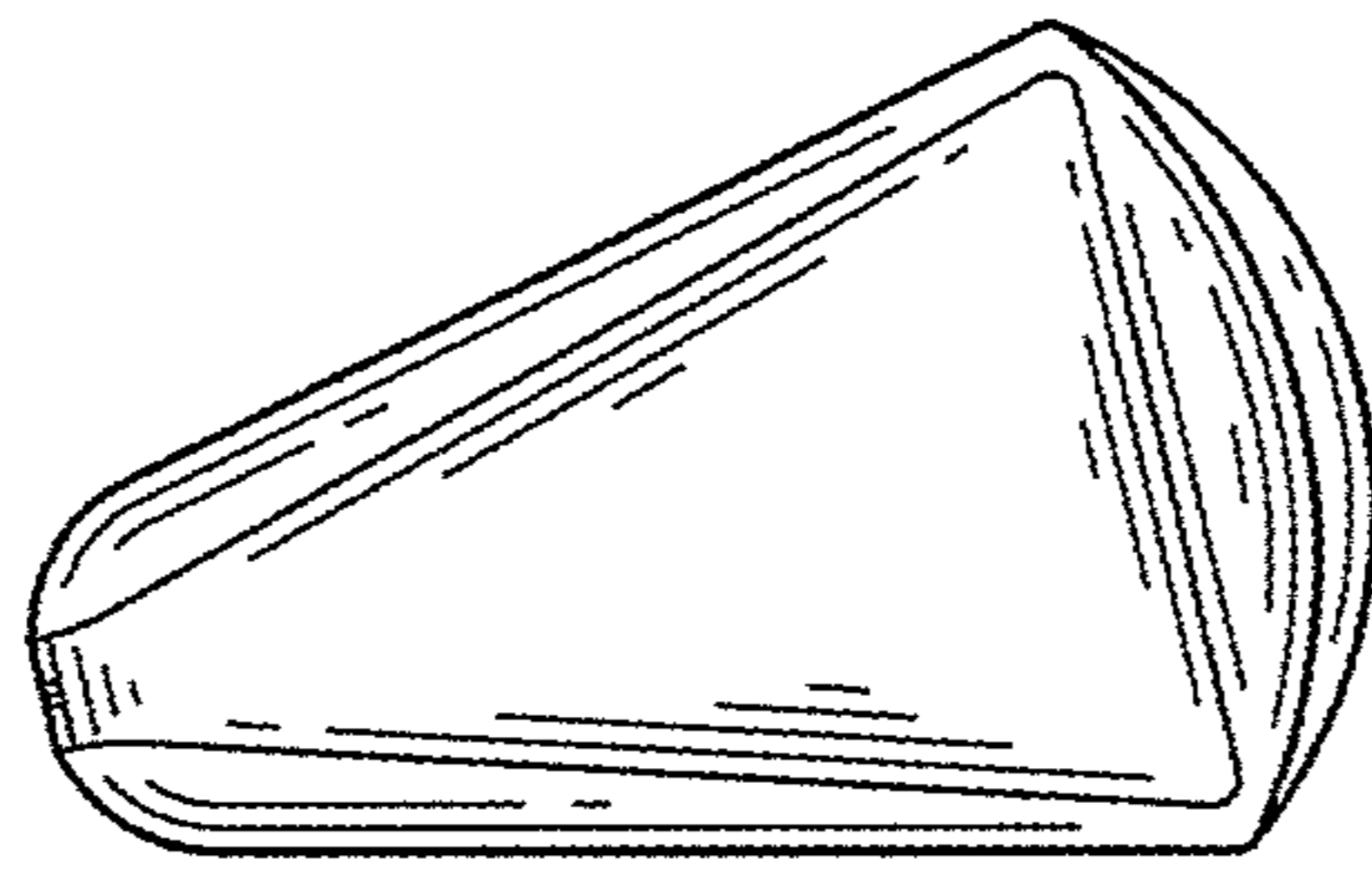


FIG. 3




FIG. 4




FIG. 5




FIG. 6

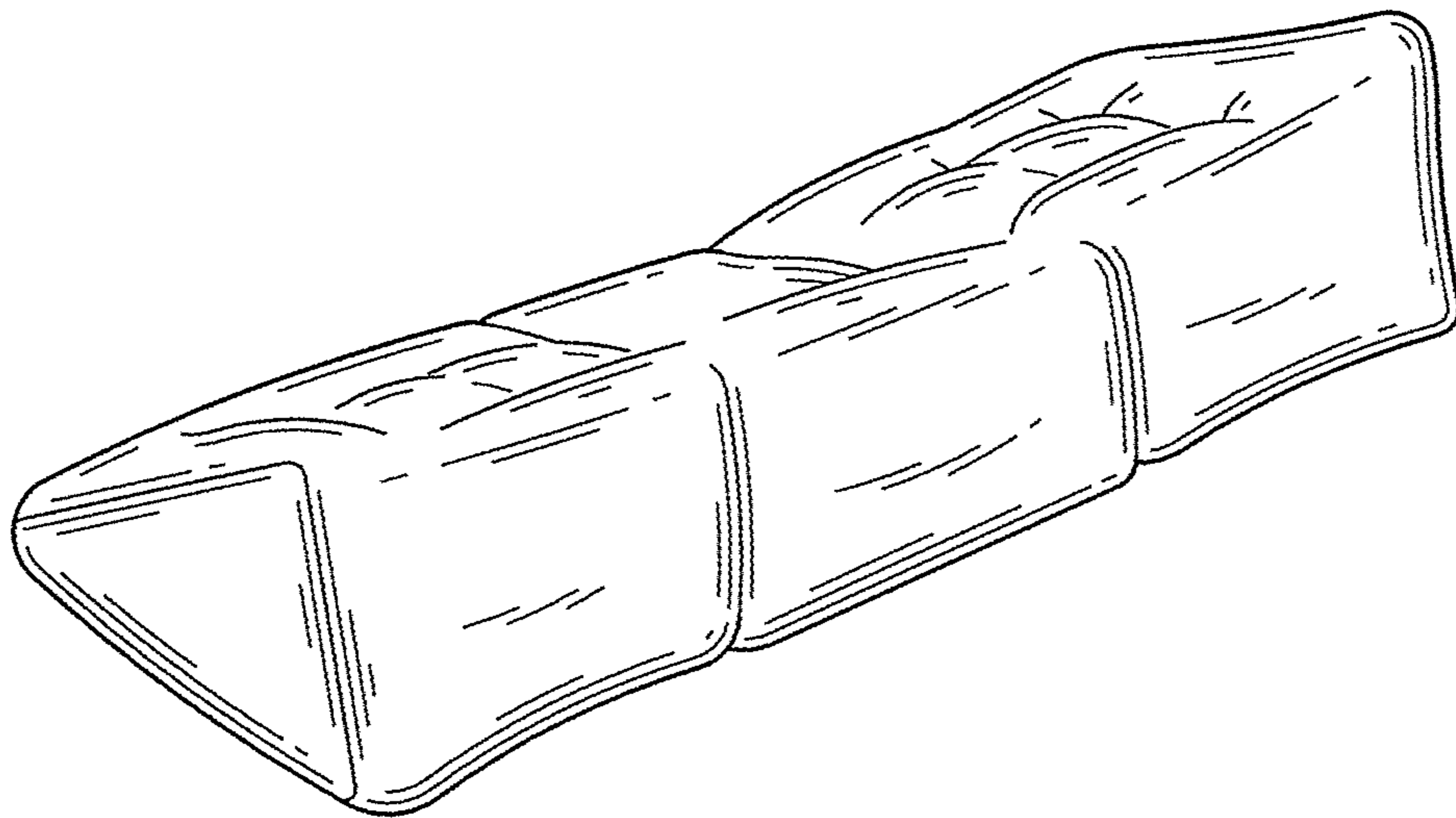


FIG. 7