



US00D752894S

(12) **United States Design Patent**
Tiet

(10) **Patent No.:** **US D752,894 S**
(45) **Date of Patent:** **** Apr. 5, 2016**

- (54) **CHAIR**
- (71) Applicant: **Kien C. Tiet**, City of Industry, CA (US)
- (72) Inventor: **Kien C. Tiet**, City of Industry, CA (US)
- (**) Term: **14 Years**
- (21) Appl. No.: **29/516,867**
- (22) Filed: **Feb. 6, 2015**
- (51) **LOC (10) Cl.** **06-01**
- (52) **U.S. Cl.**
USPC **D6/379; D6/380**
- (58) **Field of Classification Search**
USPC D6/334-336, 370, 374, 375, 376, 379,
D6/380, 716, 716.1, 376.2, 376.3, 716.4
CPC A47C 3/04; A47C 4/02; A47C 4/03;
A47C 5/04; A47C 7/54; A47C 7/16
See application file for complete search history.

D490,994 S	6/2004	Schmitz	
D492,496 S	7/2004	Lucci	
D494,789 S	8/2004	Brown	
D495,905 S	9/2004	Lucci	
D498,072 S	* 11/2004	Barile	D6/380
D507,423 S	7/2005	Beaulieu	
D513,134 S	12/2005	Asano	
D523,652 S	6/2006	Bell	
D532,212 S	11/2006	Bell	
D586,577 S	2/2009	Koh	
D593,337 S	6/2009	Su	
D594,669 S	6/2009	Asano	
D597,757 S	* 8/2009	Barbieri	D6/374
D599,129 S	9/2009	Opsvik	
D600,936 S	9/2009	Koh	
D607,661 S	* 1/2010	Chadwick	D6/380
D609,025 S	2/2010	Barry	
D613,084 S	4/2010	Wilkinson	
D614,417 S	4/2010	Domack	
D616,213 S	5/2010	Parker	
D618,469 S	6/2010	Romero	
D637,839 S	5/2011	Piretti	
D638,230 S	5/2011	Roy	
D638,232 S	5/2011	Roy	
D638,641 S	5/2011	Piretti	

(Continued)

(56) **References Cited**

U.S. PATENT DOCUMENTS

D207,778 S	5/1967	Rogers	
D323,249 S	1/1992	Schwartz	
D413,739 S	9/1999	Wilson	
D420,828 S	2/2000	Bertoni	
D431,385 S	* 10/2000	Barile	D6/370
D431,725 S	* 10/2000	Barile	D6/370
D457,008 S	5/2002	Grosfillex	
D457,344 S	5/2002	Grosfillex	
D461,322 S	8/2002	Holbrook	
D462,535 S	9/2002	Lucci	
D464,494 S	* 10/2002	Gasca Burges	D6/374
D467,445 S	12/2002	Saffell	
D469,619 S	2/2003	Stewart	
D471,370 S	3/2003	Schmitz	
D475,211 S	6/2003	Neil	
D477,925 S	8/2003	Lucci	
D482,206 S	11/2003	Ciabatti	
D487,642 S	3/2004	Lucci	

Primary Examiner — Mimosa De

(74) *Attorney, Agent, or Firm* — Michael N. Cohen; Cohen IP Law Group P.C.

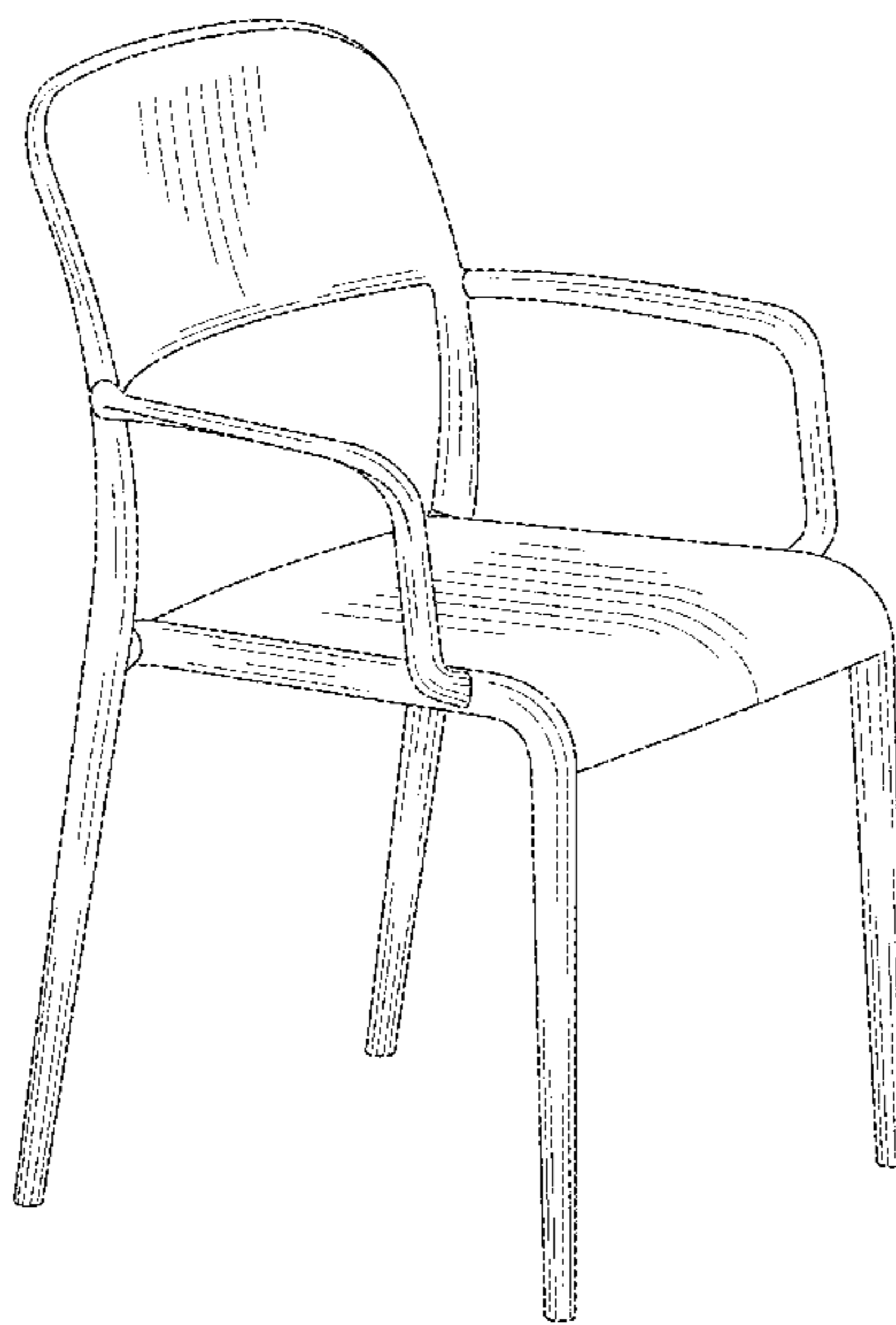
(57) **CLAIM**

I claim the ornamental design for the chair, as shown and described.

DESCRIPTION

FIG. 1 is a perspective view of the chair;
FIG. 2 is a side view of FIG. 1;
FIG. 3 is a front view of FIG. 1;
FIG. 4 is a rear view of FIG. 1;
FIG. 5 is a top view of FIG. 1; and,
FIG. 6 is a bottom view of FIG. 1.

1 Claim, 6 Drawing Sheets



(56)

References Cited

U.S. PATENT DOCUMENTS

D642,819 S 8/2011 Piretti
D643,225 S 8/2011 Hurford
D643,653 S 8/2011 Piretti
D645,272 S * 9/2011 Lissoni D6/376
D648,561 S 11/2011 Johansson
D648,564 S 11/2011 Johansson
D649,804 S 12/2011 Keller
D664,785 S 8/2012 Fletcher
D664,786 S 8/2012 Keller
D667,233 S 9/2012 Shokouhi

D668,883 S 10/2012 Koh
D673,395 S 1/2013 Piretti
D680,770 S 4/2013 Hori
D686,032 S 7/2013 Glass
D686,832 S 7/2013 Hori
D686,833 S 7/2013 Chan
D687,237 S 8/2013 Pedersen
D687,642 S 8/2013 Hsuan-Chin
D689,297 S 9/2013 Su
D689,709 S 9/2013 Shokouhi
D689,710 S 9/2013 Shokouhi
D693,590 S * 11/2013 Irvine D6/379
D696,037 S 12/2013 Shokouhi

* cited by examiner

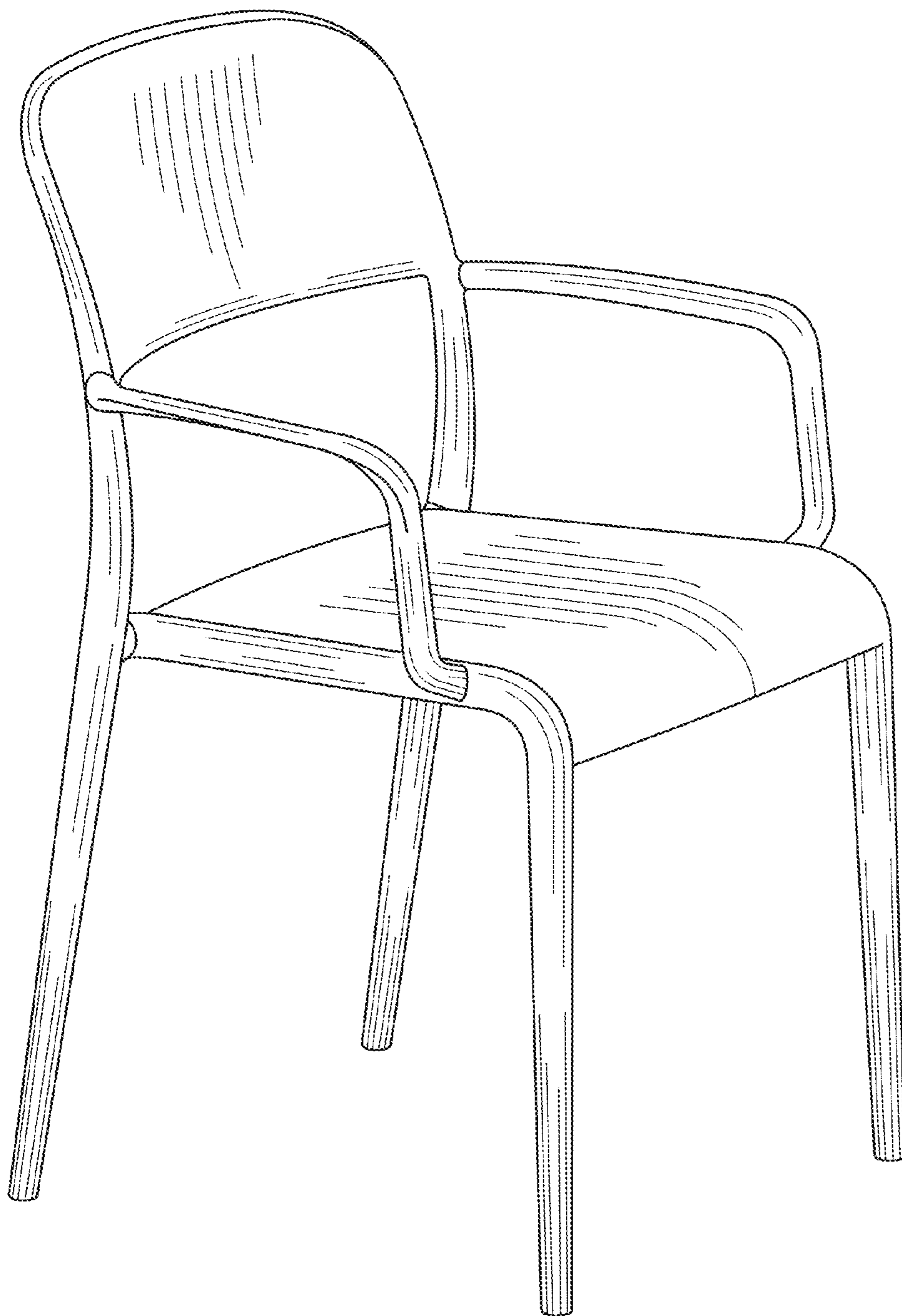


FIG. 1

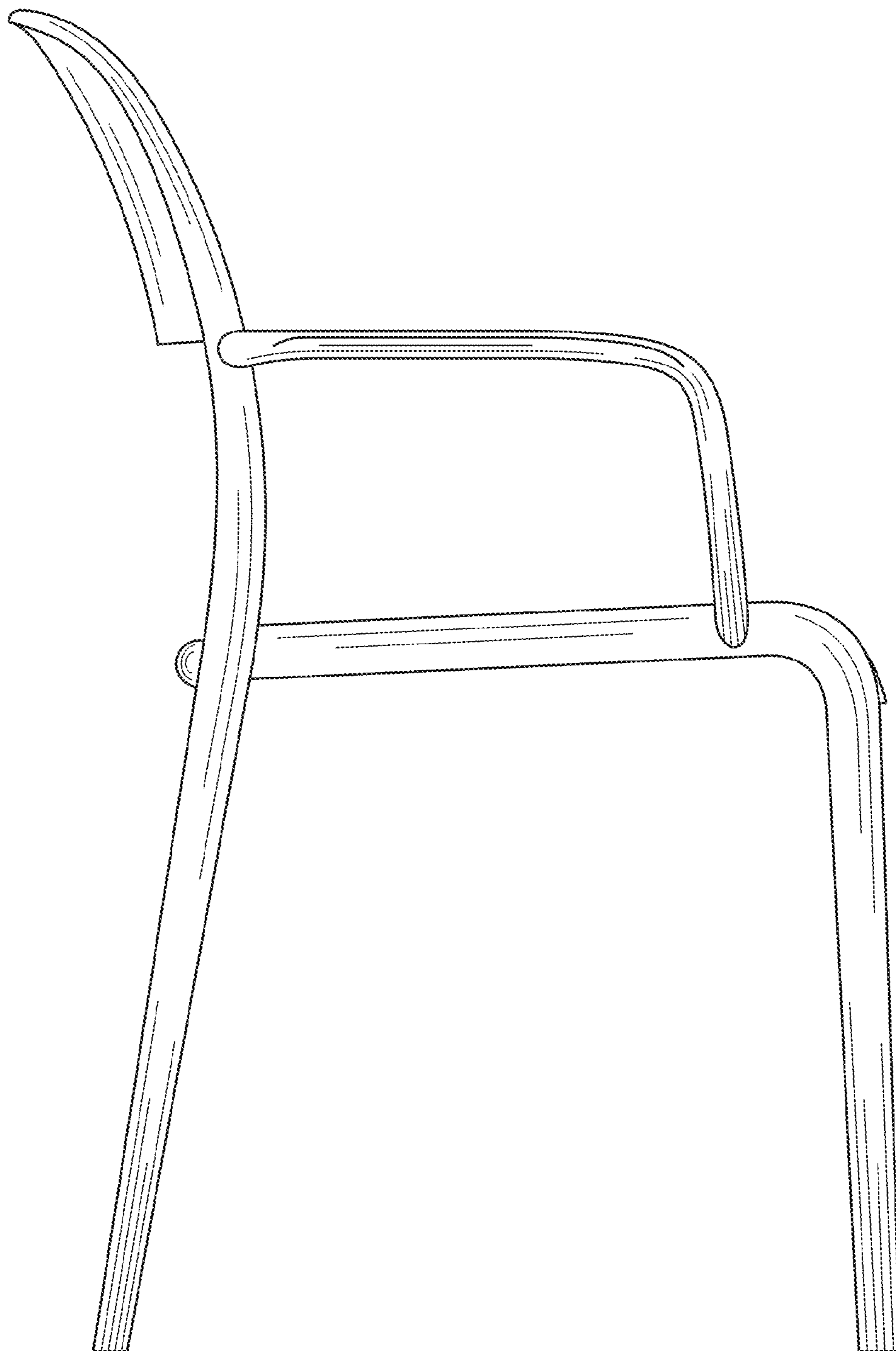


FIG. 2




FIG. 3




FIG. 4

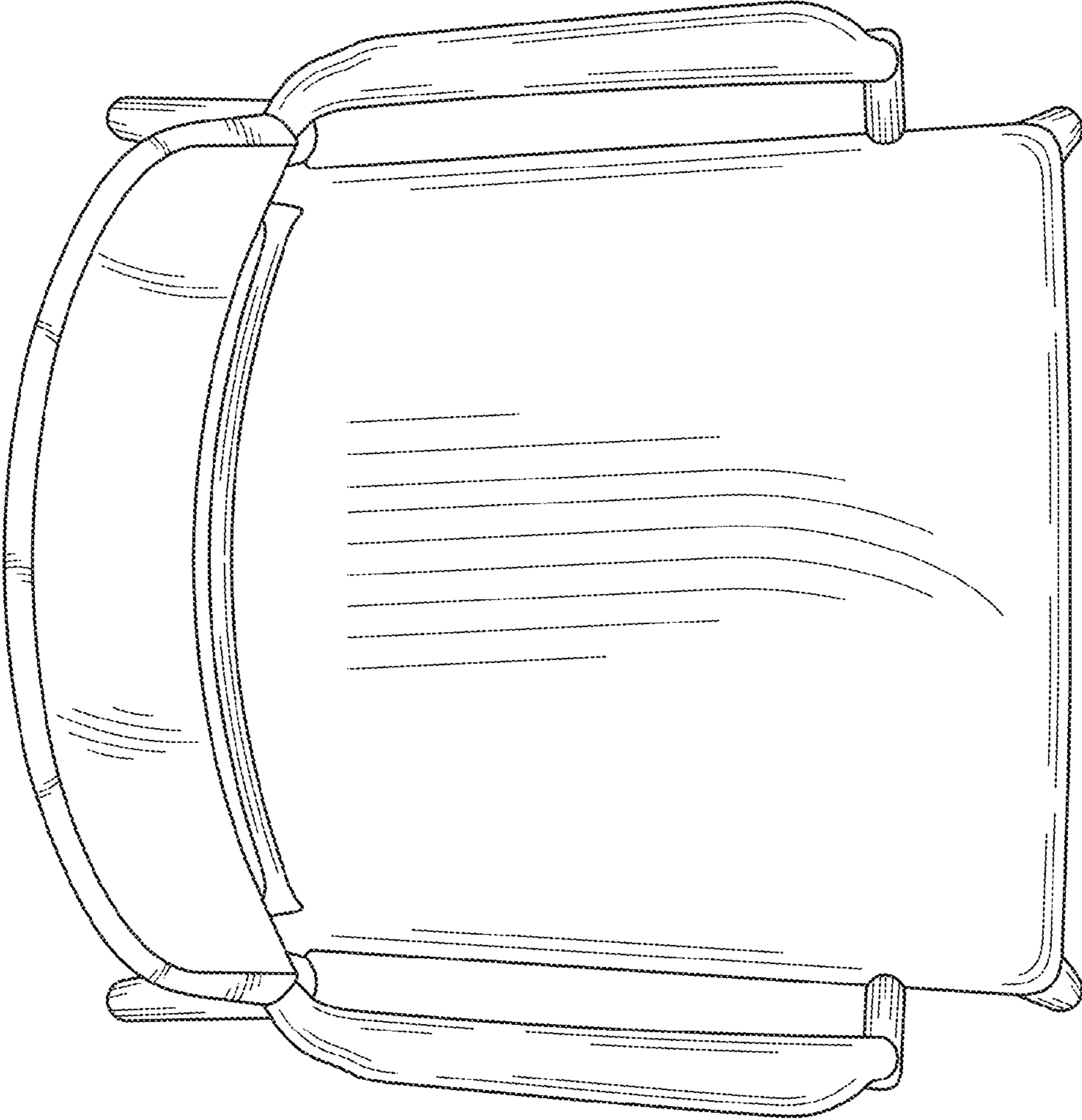


FIG. 5




FIG. 6