



US00D752882S

(12) **United States Design Patent**  
**Chang**

(10) **Patent No.:** **US D752,882 S**

(45) **Date of Patent:** **\*\* Apr. 5, 2016**

(54) **HANDLE FOR A HAIRBRUSH**

(71) Applicant: **ZUNA CORPORATION**, Seoul (KR)

(72) Inventor: **Kyeh Bong Chang**, Seoul (KR)

(73) Assignee: **ZUNA CORPORATION**, Seoul (KR)

(\*\*) Term: **14 Years**

(21) Appl. No.: **29/489,903**

(22) Filed: **May 6, 2014**

(30) **Foreign Application Priority Data**

Mar. 7, 2014 (KR) ..... 30-2014-0011458

(51) **LOC (10) Cl.** ..... **04-02**

(52) **U.S. Cl.**  
USPC ..... **D4/138**

(58) **Field of Classification Search**  
USPC ..... D4/117, 130-136, 138; 15/21.1, 143.1,  
15/145, 159.1, 160, 186-188; 132/120,  
132/142, 313; D8/80, 83, 94, 107, 300  
CPC ..... A45D 24/14; A45D 24/16; A46B 3/005;  
A46B 5/00; A46B 5/02; A46B 5/021; A46B  
9/02; A46B 9/021; A46B 9/023; A46B  
13/001; A46B 13/008; A46B 15/0055; A46B  
15/0081; A46B 15/0087; A46B 17/02; A46B  
2200/30; A46B 2200/104; A46B 2200/106;  
A46B 2200/202; A46B 2200/205; A46B  
2200/207; A46B 2200/304; A46B 2200/1006;  
A46B 2200/1046; A46B 2200/1053; A46B  
2200/3006; A46B 2200/3033; A46B  
2200/3093; B08B 1/24; B08B 1/002

See application file for complete search history.

(56) **References Cited**

U.S. PATENT DOCUMENTS

5,911,226	A *	6/1999	Vecchiola .....	A46B 9/023 132/162
D539,547	S *	4/2007	Leung .....	D4/128
D557,015	S *	12/2007	Park .....	D4/116
D627,975	S *	11/2010	Chang .....	D4/138
D627,977	S *	11/2010	Magallanes Orozco .....	D4/138
D646,488	S *	10/2011	Rennette .....	D4/116
D653,038	S *	1/2012	Park .....	D4/128
D684,373	S *	6/2013	Rennette .....	D4/128
D710,114	S *	8/2014	Yao .....	D4/128
D723,349	S *	3/2015	Henderson .....	D8/107
2008/0190441	A1 *	8/2008	Vecchiola .....	A45D 24/38 132/150

\* cited by examiner

*Primary Examiner* — Keli L Hill

(74) *Attorney, Agent, or Firm* — IPLA P.A.; James E. Bame

(57) **CLAIM**

The ornamental design for a handle for a hairbrush, as shown and described.

**DESCRIPTION**

FIG. 1 is a perspective view of a handle for a hairbrush, embodying my new design;  
FIG. 2 is front elevation view thereof, the rear elevation view being a mirror image thereto;  
FIG. 3 is a side elevation view thereof, the opposite side being a mirror image thereto; and  
FIG. 4 is a top plan view thereof; and,  
FIG. 5 is a bottom plan view thereof.

**1 Claim, 3 Drawing Sheets**




FIG. 1




FIG. 2




FIG. 3




FIG. 4




FIG. 5

