



US00D752878S

(12) **United States Design Patent**
Jacob et al.

(10) **Patent No.:** **US D752,878 S**
(45) **Date of Patent:** **** Apr. 5, 2016**

(54) **MOLDED MASCARA BRUSH HEAD WITH
RAKE-LIKE TEETH**

(71) Applicant: **ELC MANAGEMENT LLC**, Melville,
NY (US)

(72) Inventors: **Christophe Jacob**, Roussillon (FR);
Herve F. Bouix, New York, NY (US)

(73) Assignee: **ELC MANAGEMENT LLC**, Melville,
NY (US)

(**) Term: **15 Years**

(21) Appl. No.: **29/531,934**

(22) Filed: **Jun. 30, 2015**

(51) **LOC (10) Cl.** **04-02**

(52) **U.S. Cl.**
USPC **D4/128**

(58) **Field of Classification Search**
USPC D4/128, 129, 131, 136, 138, 108, 109,
D4/119; D32/35, 51; 15/104.5, 104.16,
15/104.2, 104.31, 104.32, 164, 165, 206;
D28/65; D7/682; 452/298, 458
CPC A46B 9/021; A46B 3/02; A46B 2200/106;
A46B 2200/1053; A45D 40/265
See application file for complete search history.

(56) **References Cited**

U.S. PATENT DOCUMENTS

| | | | | |
|--------------|--------|--------|-------|--------|
| D677,904 S * | 3/2013 | Hammer | | D4/128 |
| D678,682 S * | 3/2013 | Hammer | | D4/128 |
| D678,683 S * | 3/2013 | Hammer | | D4/128 |
| D678,684 S * | 3/2013 | Hammer | | D4/128 |
| D679,097 S * | 4/2013 | Jacob | | D4/128 |

| | | | | |
|--------------|---------|------------|-------|--------|
| D692,672 S * | 11/2013 | Chan | | D4/128 |
| D696,866 S * | 1/2014 | Jacob | | D4/128 |
| D708,855 S * | 7/2014 | Rutigliano | | D4/128 |
| D708,856 S * | 7/2014 | Rutigliano | | D4/128 |
| D714,556 S * | 10/2014 | Uresti | | D4/128 |
| D724,847 S * | 3/2015 | Jacob | | D4/128 |
| D724,848 S * | 3/2015 | Jacob | | D4/128 |
| D725,913 S * | 4/2015 | Jacob | | D4/128 |
| D733,435 S * | 7/2015 | Uresti | | D4/128 |
| D747,106 S * | 1/2016 | Lim | | D4/128 |

FOREIGN PATENT DOCUMENTS

WO WO-2010/013213 2/2010

* cited by examiner

Primary Examiner — Austin Murphy

(74) *Attorney, Agent, or Firm* — Martin W. Haerter

(57) **CLAIM**

The ornamental design for a molded mascara brush head with rake-like teeth, substantially as shown and described.

DESCRIPTION

FIG. 1 is a top, front and left side perspective view of our new design for a mascara brush head;
FIG. 2 is a top plan view of the mascara brush head shown in FIG. 1, a bottom plan view of the mascara brush head being a mirror image thereof;
FIG. 3 is a left side elevation view of the mascara brush head shown in FIG. 1, a right side elevation view of the mascara brush head being a mirror image thereof;
FIG. 4 is a front elevation view of the mascara brush head shown in FIG. 1; and,
FIG. 5 is a rear elevation view of the mascara brush head shown in FIG. 1.

1 Claim, 3 Drawing Sheets

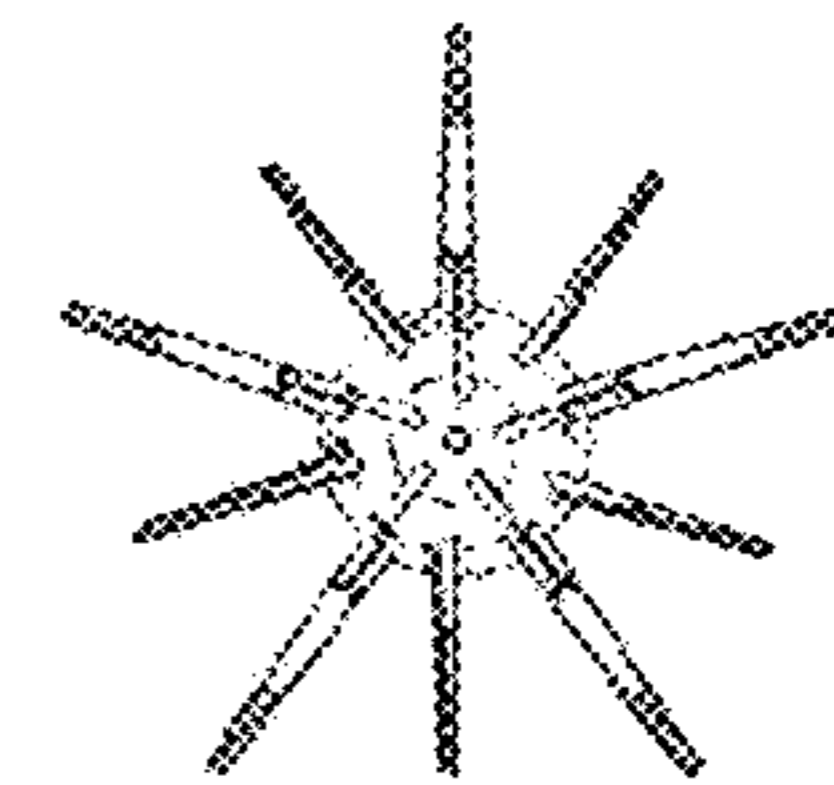
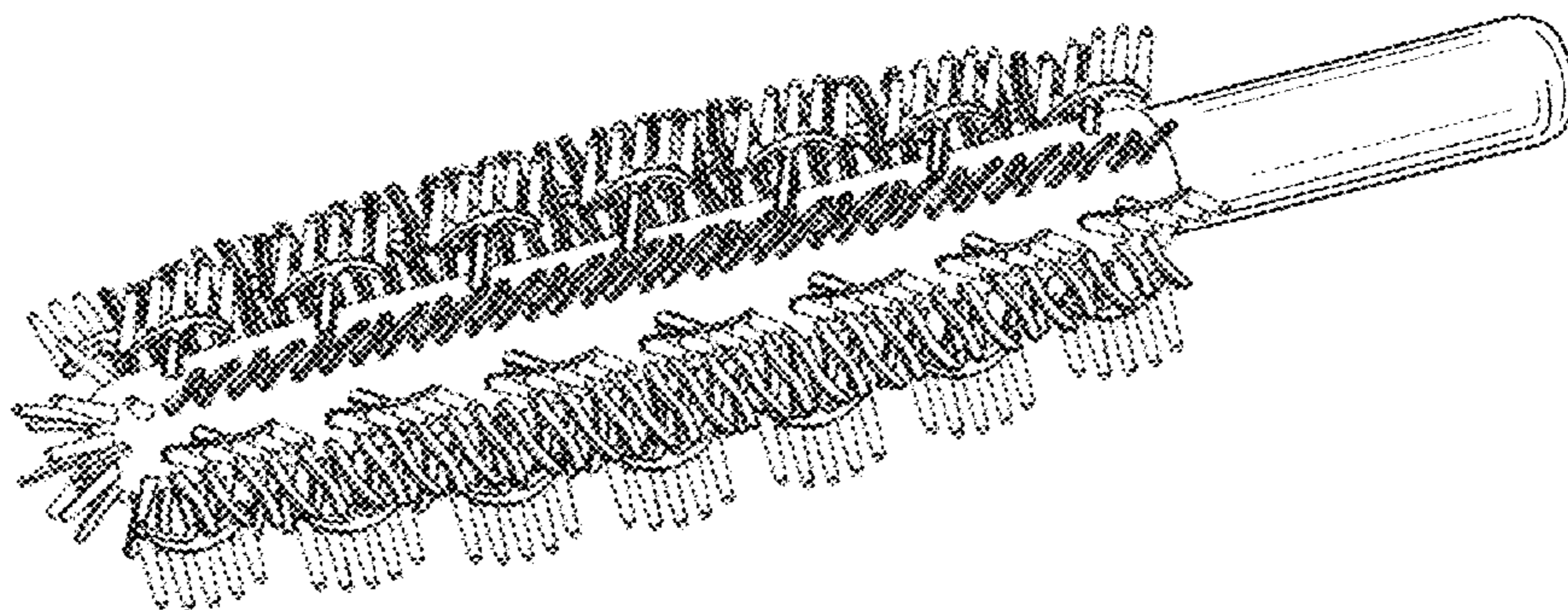


FIG. 1

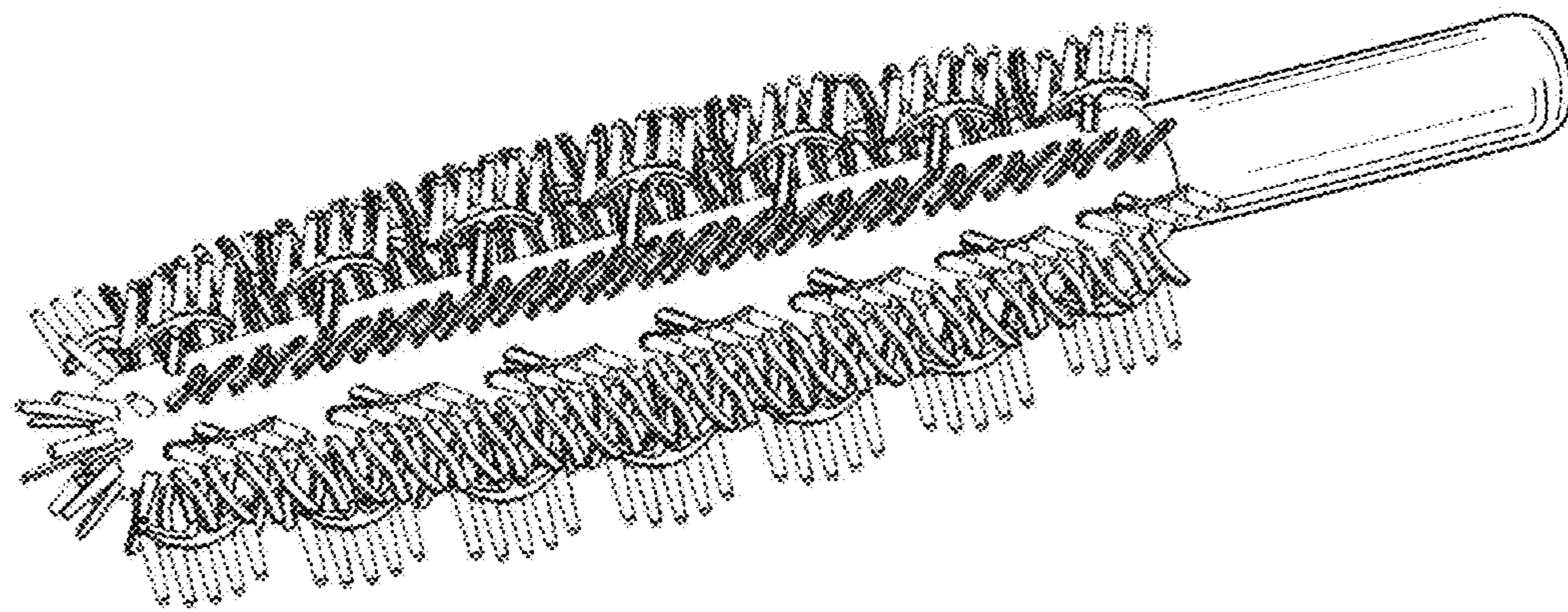


FIG. 2

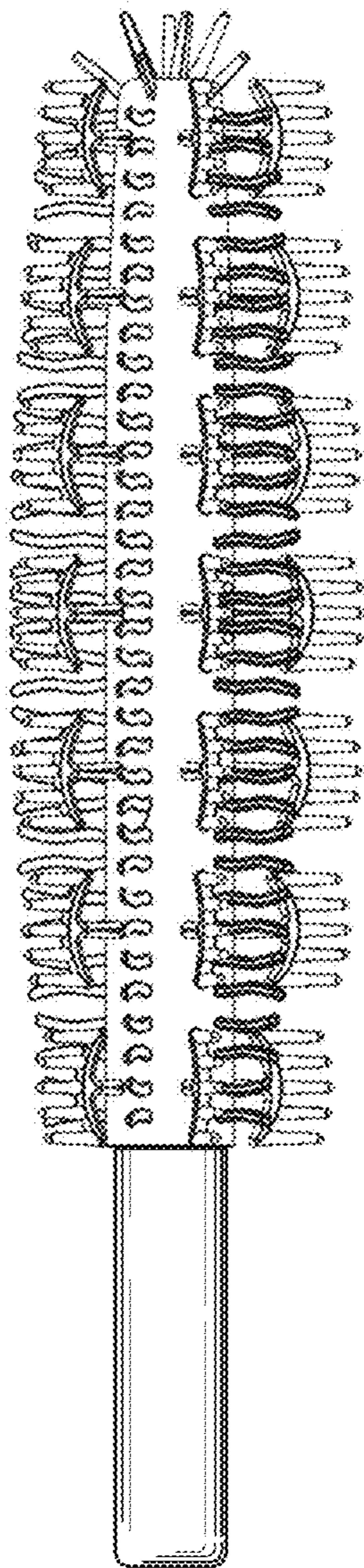


FIG. 3

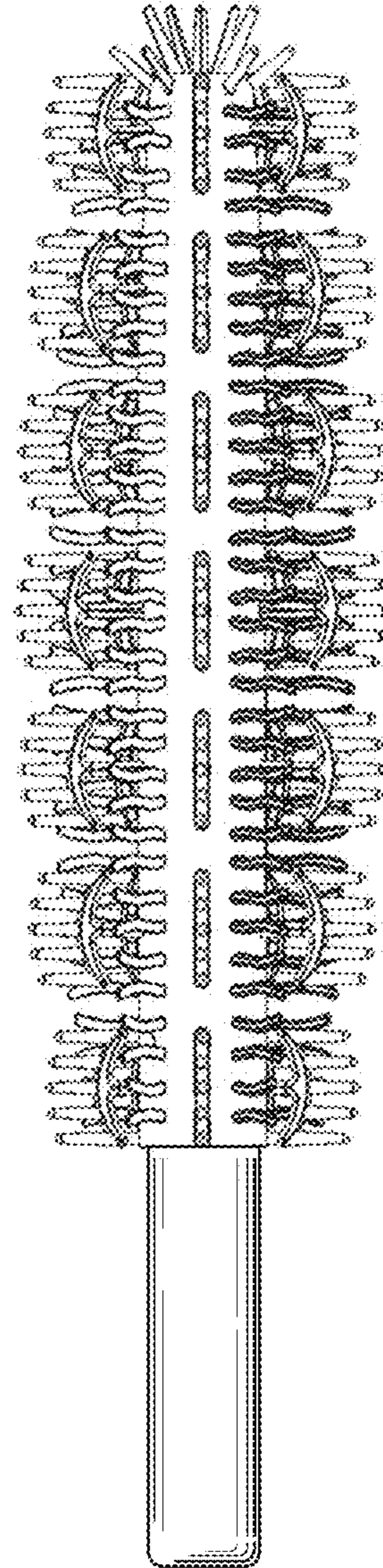


FIG. 4

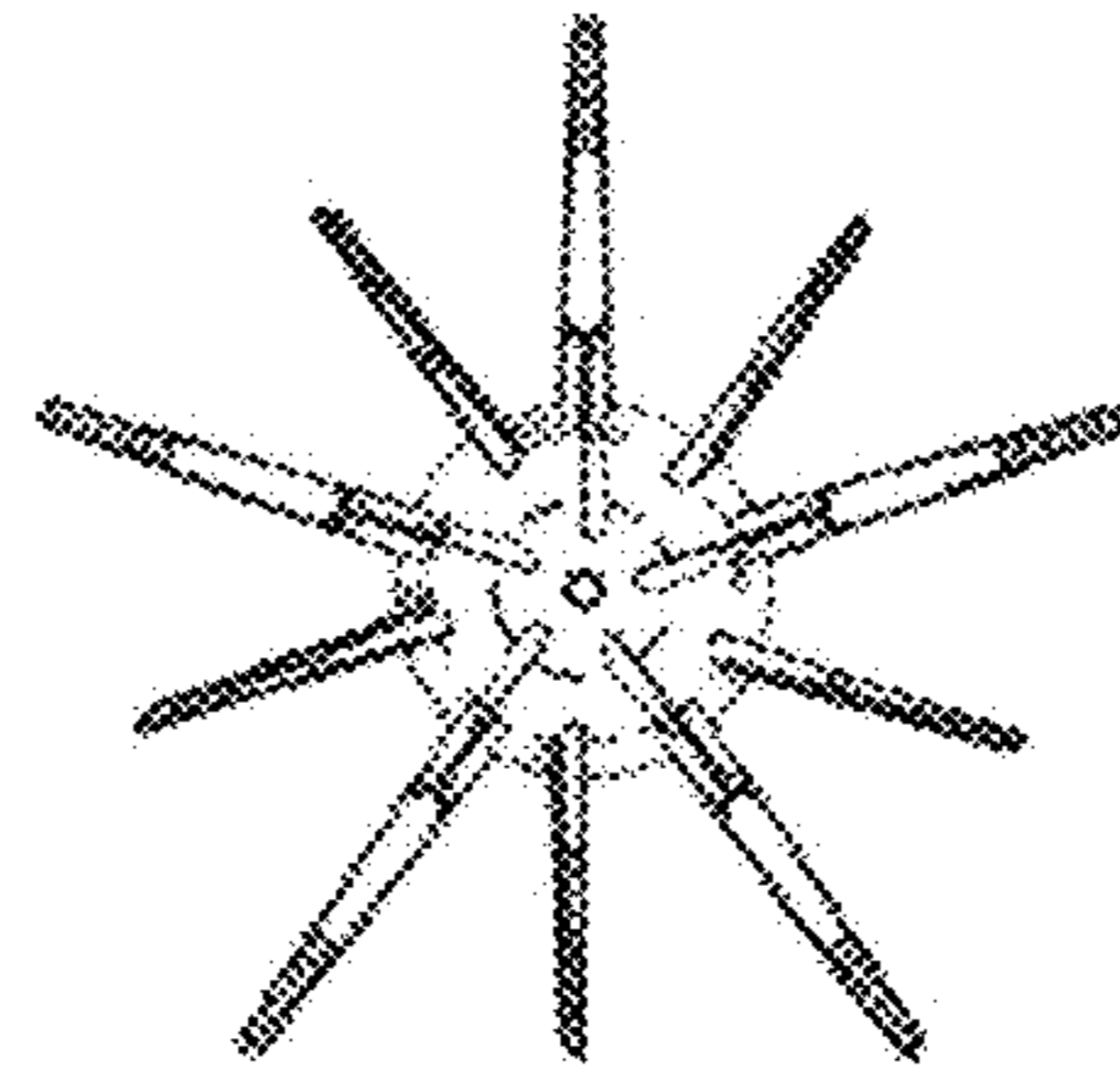


FIG. 5

