



US00D752867S

(12) **United States Design Patent**
Morszeck

(10) **Patent No.:** **US D752,867 S**

(45) **Date of Patent:** **** Apr. 5, 2016**

(54) **LAPTOP BAG PART**

(71) Applicant: **RIMOWA GmbH**, Cologne (DE)

(72) Inventor: **Dieter Morszeck**, Cologne (DE)

(73) Assignee: **RIMOWA GmbH**, Cologne (DE)

(**) Term: **14 Years**

(21) Appl. No.: **29/499,159**

(22) Filed: **Aug. 12, 2014**

(30) **Foreign Application Priority Data**

Feb. 12, 2014 (EP) 001405278-0002

(51) **LOC (10) Cl.** **03-01**

(52) **U.S. Cl.**
USPC **D3/318**

(58) **Field of Classification Search**
USPC D3/232–246, 272, 273, 276, 281, 282,
D3/318, 324; D8/19, 342, 349, 354, 366,
D8/382, 499; 24/70 ST, 182, 453, 455
CPC A45C 1/00; A45C 1/02; A45C 1/024;
A45C 1/08; A45C 3/00; A45C 2003/008;
A45C 5/00; A45C 7/00; A45C 7/0018;
A45C 7/0054; A45C 7/0059; A45C 7/0095;
A45C 13/00; A45C 13/001; A45C 13/002;
A45C 2200/00; A45C 2011/003; A45F 3/00;
A45F 3/04; A45F 3/06; A45F 2003/001;
A45F 2003/002; A45F 2003/006; A45F
2200/00; A45F 2200/0525

See application file for complete search history.

(56) **References Cited**

U.S. PATENT DOCUMENTS

| | | | |
|--------------|---------|-----------------|---------|
| D254,649 S * | 4/1980 | Felser | D3/324 |
| D278,028 S * | 3/1985 | Fleishman | D21/480 |
| D487,390 S * | 3/2004 | Tanaka | D8/354 |
| D522,849 S * | 6/2006 | Dick | D8/354 |
| D540,153 S * | 4/2007 | Tanaka | D8/354 |
| D564,869 S * | 3/2008 | Peterson | D8/382 |
| D639,144 S * | 6/2011 | Schaefer | D25/122 |
| D695,017 S * | 12/2013 | Booth | D3/318 |

* cited by examiner

Primary Examiner — Rosemary K Tarcza

Assistant Examiner — Christy Nemeth

(74) *Attorney, Agent, or Firm* — Maier & Maier, PLLC

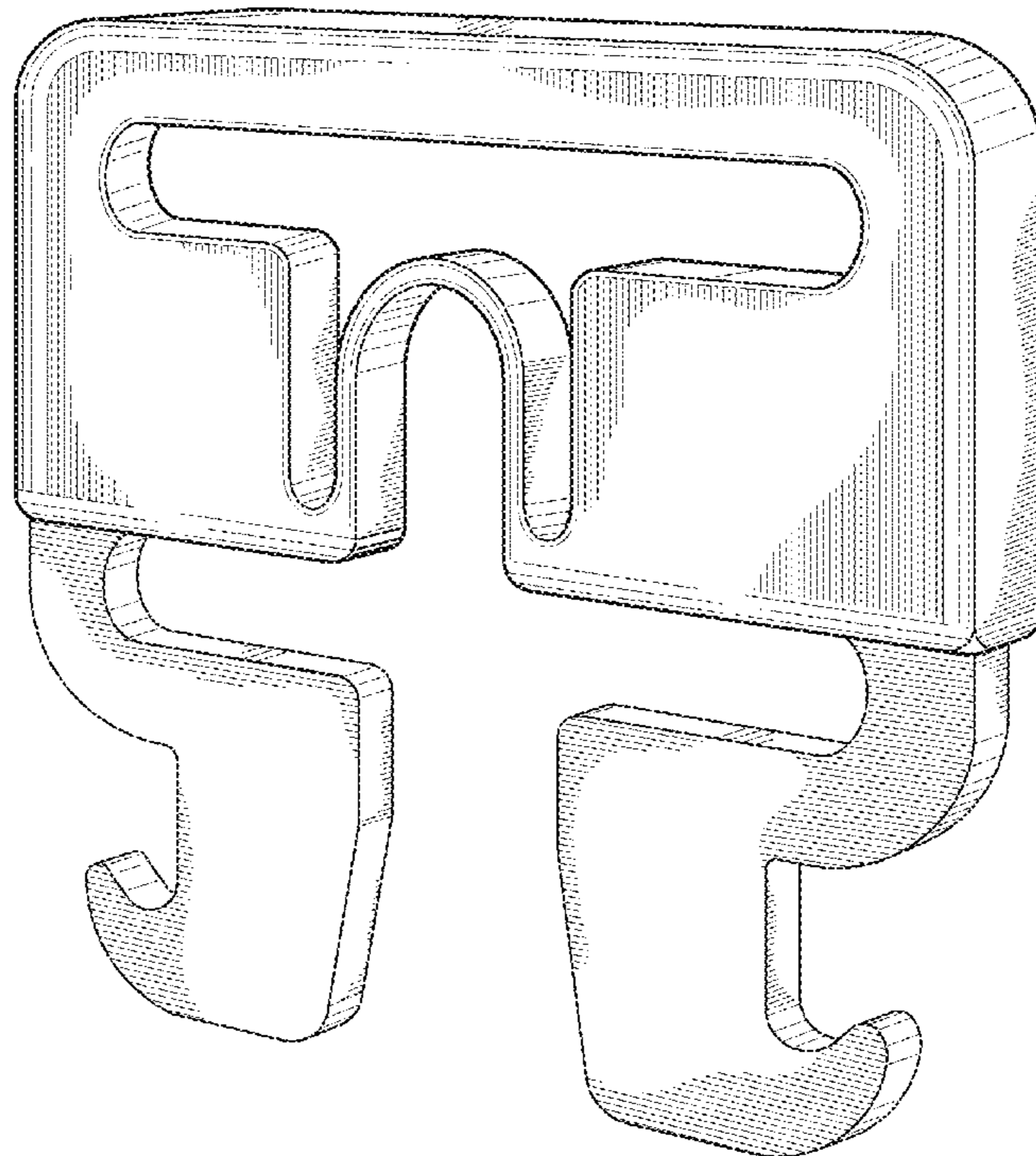
(57) **CLAIM**

The ornamental design for a laptop bag part, as shown and described.

DESCRIPTION

FIG. 1 is a front perspective view of a laptop bag part;
FIG. 2 is a front view thereof;
FIG. 3 is a rear view thereof;
FIG. 4 is a top view thereof;
FIG. 5 is a bottom view thereof;
FIG. 6 is a left side view thereof; and,
FIG. 7 is a right side view thereof.

1 Claim, 5 Drawing Sheets






FIG. 1




FIG. 2

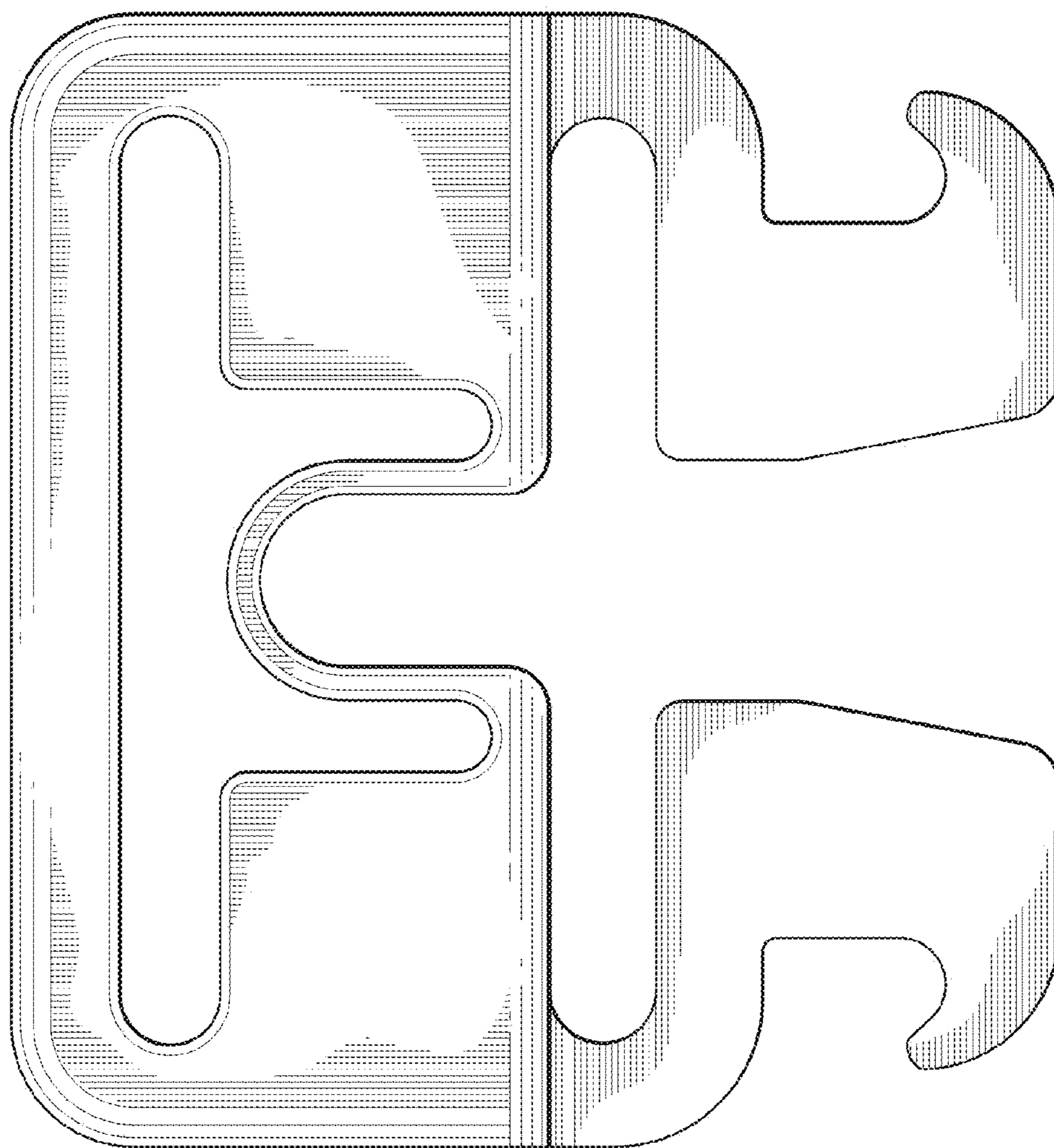


FIG. 3




FIG. 4

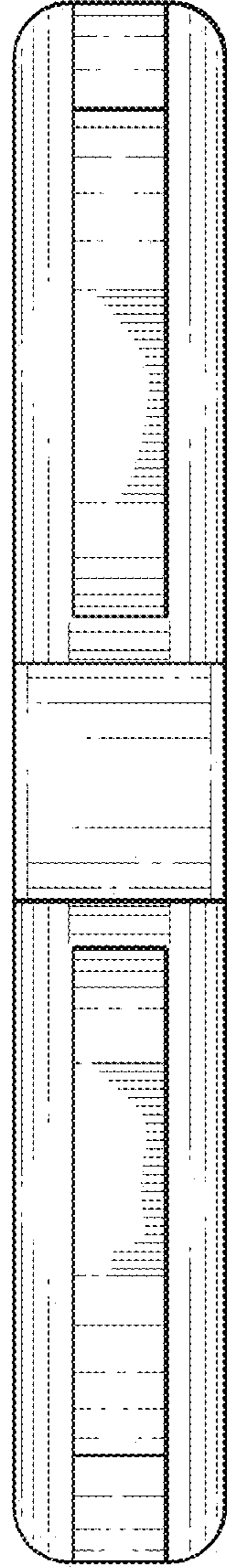


FIG. 5

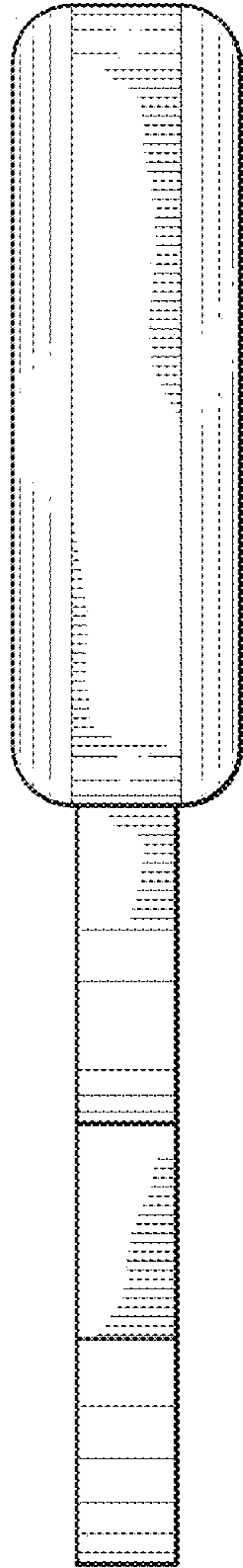


FIG. 6

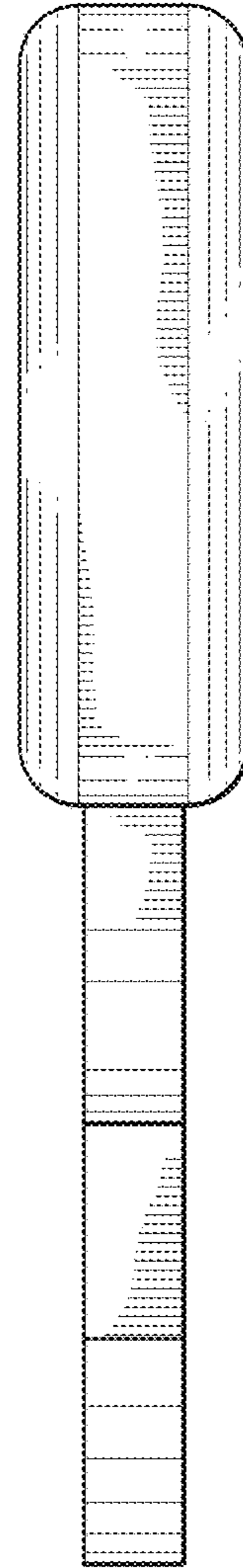


FIG. 7