



US00D752864S

(12) **United States Design Patent**
Levie

(10) **Patent No.:** **US D752,864 S**
(45) **Date of Patent:** **** Apr. 5, 2016**

- (54) **SHELF LINER**
- (71) Applicant: **Discovery Inc.**, Ross, CA (US)
- (72) Inventor: **Mark Levie**, Corte Madera, CA (US)
- (73) Assignee: **Discovery, Inc.**, Ross, CA (US)
- (**) Term: **14 Years**
- (21) Appl. No.: **29/517,713**
- (22) Filed: **Feb. 16, 2015**
- (51) **LOC (10) Cl.** **03-01**
- (52) **U.S. Cl.**
USPC **D3/304**
- (58) **Field of Classification Search**
USPC D3/304–315, 318–319; D6/525;
206/201, 203, 503, 509, 511–512, 429,
206/139; 220/515–519, 488
CPC B65D 1/34; B65D 21/00; B65D 21/02
See application file for complete search history.

D401,065 S	11/1998	Peltola	
D405,268 S	2/1999	Apenes	
D406,698 S	3/1999	Miller	
D407,602 S	4/1999	Patel	
D423,284 S	4/2000	Fischer	
D425,275 S	5/2000	Delouvre et al.	
6,161,718 A	12/2000	Monbo	
D440,020 S	4/2001	Ronson et al.	
D443,548 S	6/2001	Baines et al.	
6,279,460 B1	8/2001	Pope	
D459,152 S	6/2002	Fischer et al.	
D460,660 S	7/2002	Fischer et al.	
D462,149 S	8/2002	Hall	
D486,355 S	2/2004	Lyall, III	
D495,532 S *	9/2004	Meissen	D3/307
D512,223 S	12/2005	Snell	
7,021,198 B1	4/2006	Lyall, III	
D533,327 S	12/2006	McCaskill	
D546,511 S	7/2007	Luster	
D549,454 S	8/2007	Ahman	
D550,912 S	9/2007	Kempske	

(Continued)

Primary Examiner — Kelley Donnelly
(74) *Attorney, Agent, or Firm* — Lorri W. Cooper; Medley, Behrens & Lewis, LLC

(56) **References Cited**
U.S. PATENT DOCUMENTS

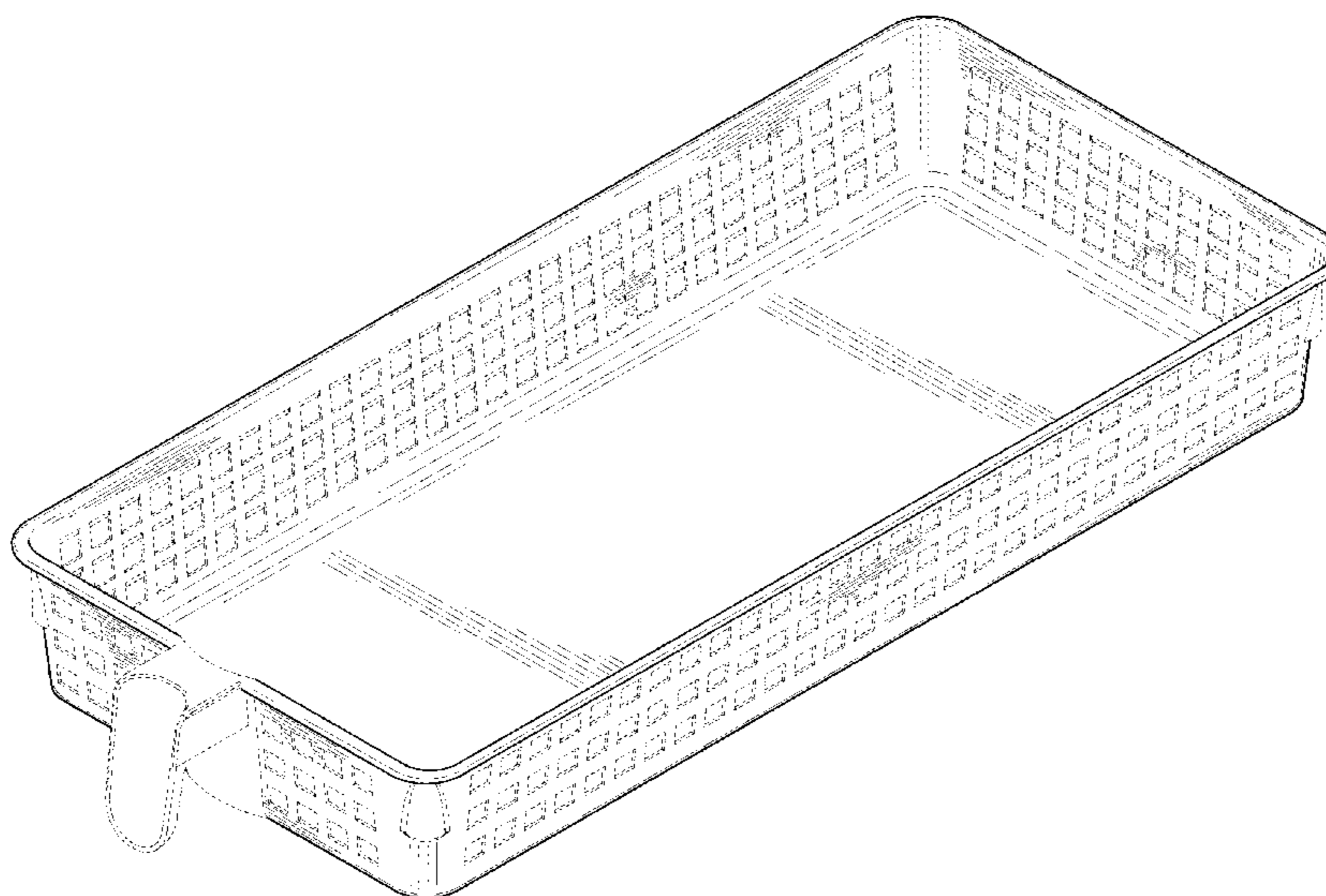
4,303,525 A	12/1981	Stover
4,309,939 A	1/1982	Stover
D264,040 S	4/1982	Kunze
4,765,896 A	8/1988	Hartley et al.
D305,274 S	12/1989	Yoshikawa
D307,348 S	4/1990	Yoshikawa
D326,550 S	5/1992	Waterman
5,197,613 A	3/1993	Kotlowski
D341,286 S	11/1993	Grykiewicz et al.
D351,266 S	10/1994	Licari
D372,568 S	8/1996	Lippisch
D372,583 S	8/1996	Brightbill
D376,231 S	12/1996	McLain
D392,431 S	3/1998	Schallern
D392,782 S	3/1998	McLain
D401,024 S	11/1998	Seymour

(57) **CLAIM**
The ornamental design for a shelf liner, as shown and described.

DESCRIPTION

FIG. 1 is a perspective view of an example shelf liner; FIG. 2 is a front plan view thereof; FIG. 3 is a rear plan view thereof; FIG. 4 is a right side plan view thereof, with the left side plan view being a mirror image thereof; FIG. 5 is a top plan view thereof; and, FIG. 6 is a bottom plan view thereof. The broken line showings of FIGS. 1-6 are for illustrative purposes only and form no part of the claimed design.

1 Claim, 4 Drawing Sheets



(56)

References Cited

U.S. PATENT DOCUMENTS

D555,476 S 11/2007 Nielsen
D559,621 S 1/2008 Raichlen et al.
D574,179 S 8/2008 DeLuca
D578,308 S 10/2008 Simas
D584,020 S 12/2008 McNamara
D586,558 S 2/2009 Ziemann et al.
D603,197 S 11/2009 Hrovat
D604,769 S 11/2009 Chen et al.
D629,682 S 12/2010 Overgaag
D633,270 S 2/2011 Gimeno et al.
D634,482 S 3/2011 Sullivan
D635,363 S 4/2011 Hertaus
D636,952 S 4/2011 Baldwin et al.
D641,266 S 7/2011 Tamura et al.
D648,535 S 11/2011 Reinhart et al.

D655,506 S 3/2012 Humm et al.
D658,427 S * 5/2012 Cloutier D7/360
D658,942 S * 5/2012 Borovicka D7/409
D659,398 S 5/2012 Wood
D659,399 S * 5/2012 Kraemer D3/304
D659,400 S * 5/2012 Kraemer D3/304
D664,004 S 7/2012 Benishai
D665,848 S 8/2012 Lee
8,317,019 B2 11/2012 Cruce et al.
D672,961 S 12/2012 Turner
D675,825 S 2/2013 Levie
D677,851 S 3/2013 Harris
D685,994 S 7/2013 Chen
D688,870 S 9/2013 Levie
D689,946 S 9/2013 Hu
D710,612 S 8/2014 Kolano
D720,931 S 1/2015 Levie

* cited by examiner

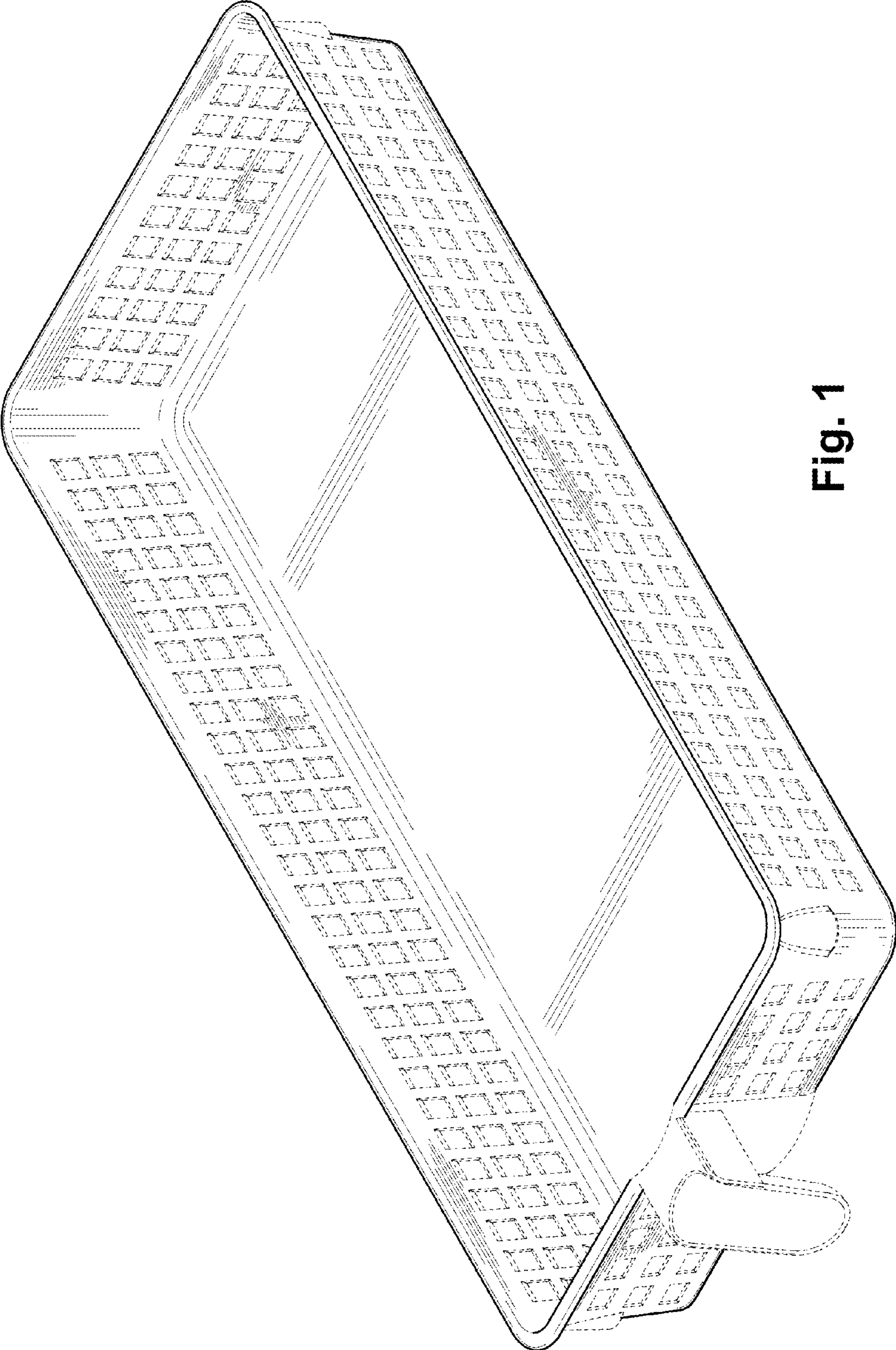


Fig. 1

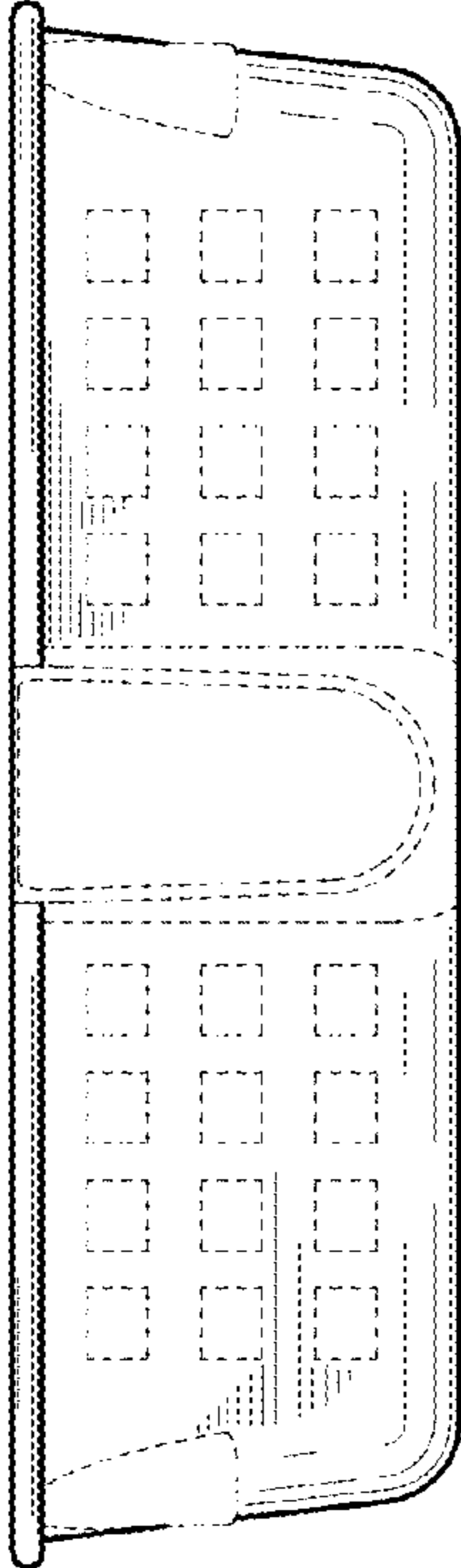


Fig. 2




Fig. 3




Fig. 4




Fig. 5




Fig. 6