



US00D752849S

(12) **United States Design Patent**
Moore et al.

(10) **Patent No.:** **US D752,849 S**

(45) **Date of Patent:** **** Apr. 5, 2016**

(54) **GOLF SHOE**

(71) Applicant: **Taylor Made Golf Company, Inc.**,
Carlsbad, CA (US)

(72) Inventors: **Dylan Moore**, Encinitas, CA (US);
Michael Hesterberg, Carlsbad, CA
(US); **Masun Denison**, Carlsbad, CA
(US); **Ernie Rustam**, Oceanside, CA
(US)

(73) Assignee: **TAYLOR MADE GOLF COMPANY,**
INC., Carlsbad, CA (US)

(**) Term: **14 Years**

(21) Appl. No.: **29/490,311**

(22) Filed: **May 8, 2014**

(51) **LOC (10) Cl.** **02-04**

(52) **U.S. Cl.**
USPC **D2/953; D2/951**

(58) **Field of Classification Search**
USPC D2/902, 906, 908, 916, 918, 925,
D2/946-962, 977; 36/3 B, 22 R, 24.5, 25 R,
36/28, 32 R, 34 R, 59 C, 67 A, 103
CPC A43B 13/00; A43B 13/02; A43B 13/023;
A43B 13/026; A43B 13/04; A43B 13/08;
A43B 13/10; A43B 13/12; A43B 13/14;
A43B 13/141; A43B 13/143; A43B 13/16;
A43B 13/18; A43B 13/181; A43B 13/187;
A43B 13/189; A43B 13/20; A43B 13/22;
A43B 13/223; A43B 13/24; A43B 13/28;
A43B 13/30; A43B 13/32; A43B 13/34;
A43B 13/36

See application file for complete search history.

(56) **References Cited**

U.S. PATENT DOCUMENTS

D323,580	S	*	2/1992	Hoshimi	D2/959
D323,928	S	*	2/1992	Claveria	D2/949
D333,211	S	*	2/1993	Foster	D2/955
5,983,529	A	*	11/1999	Serna	A43B 1/0072 36/28
6,065,230	A	*	5/2000	James	A43B 3/0057 36/25 R
6,076,283	A	*	6/2000	Boie	A43B 3/0057 36/114
D476,143	S	*	6/2003	McDowell	D2/947

(Continued)

OTHER PUBLICATIONS

Yonex SHG-001 Golf Shoe, screen shots of web pages of golf shoes,
2 pp. (believed to have been on sale at least as early as Feb. 19, 2014).

(Continued)

Primary Examiner — T. Chase Nelson

(74) *Attorney, Agent, or Firm* — Klarquist Sparkman, LLP

(57) **CLAIM**

I claim the ornamental design for a golf shoe, as shown and
described.

DESCRIPTION

FIG. 1 is a perspective view of a golf shoe, as viewed from the
toe, bottom and one side, according to an embodiment of the
design.

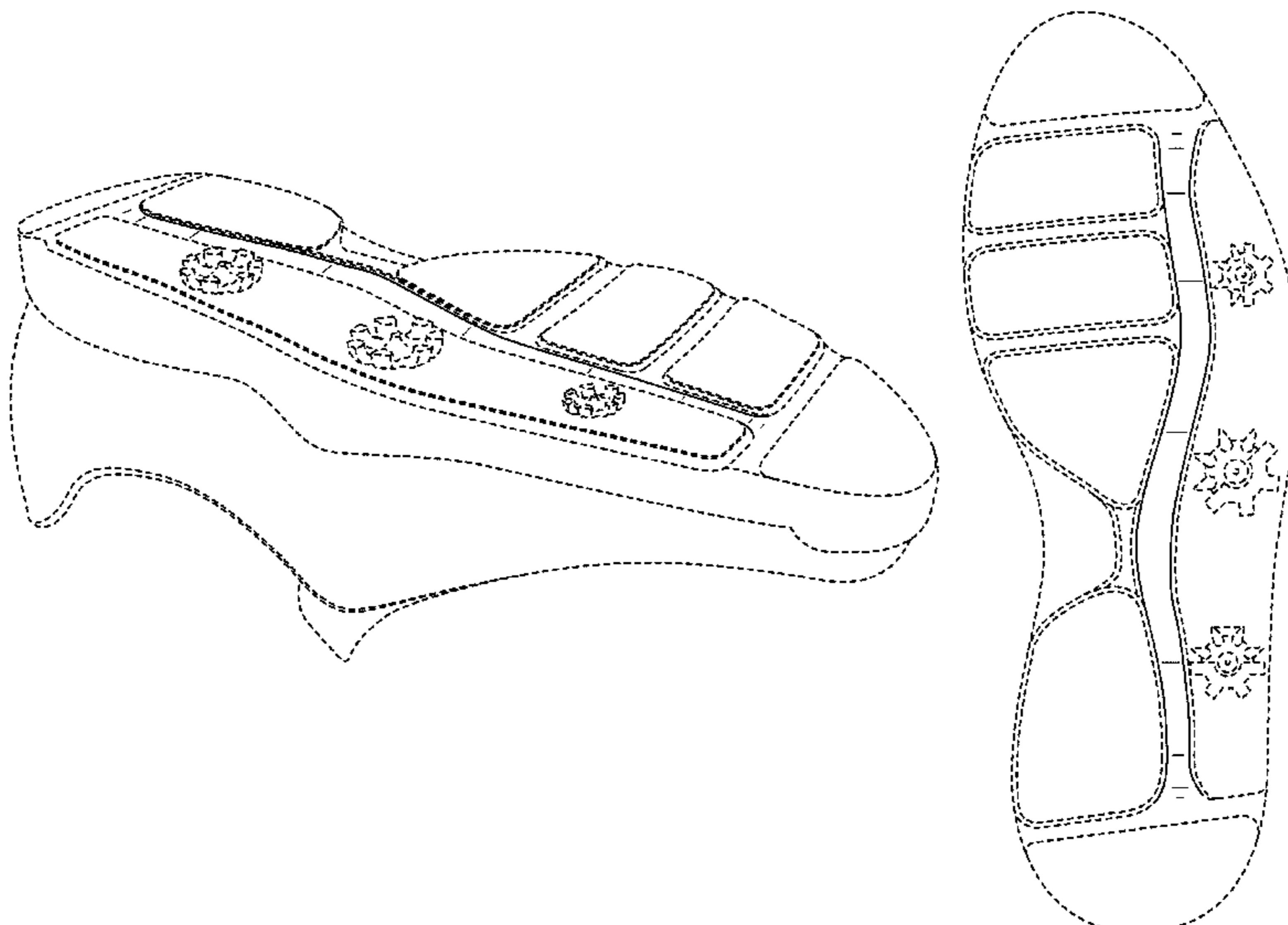
FIG. 2 is a front toe elevation view of the golf shoe of FIG. 1.
FIG. 3 is a rear heel elevation view of the golf shoe of FIG. 1.
FIG. 4 is a side elevation view from one side of the golf shoe
of FIG. 1.

FIG. 5 is a side elevation view from the opposite side of the
golf shoe of FIG. 1

FIG. 6 is a top plan view of the golf shoe of FIG. 1; and,
FIG. 7 is a bottom plan view of the golf shoe of FIG. 1.

The dashed lines in the drawings are for purposes of illustrat-
ing environmental structure as well as portions of the design
that form no part of the claimed design.

1 Claim, 6 Drawing Sheets



(56)

References Cited

U.S. PATENT DOCUMENTS

D490,221 S * 5/2004 Edauw D2/907
 D508,160 S * 8/2005 Sonnergren D2/953
 D512,819 S * 12/2005 Usuki D2/953
 D556,980 S * 12/2007 Bramani D2/902
 D574,130 S * 8/2008 Le D2/953
 D575,040 S * 8/2008 Bramani D2/953
 D621,594 S * 8/2010 Diaz D2/916
 D636,573 S * 4/2011 Miner D2/951
 D637,381 S * 5/2011 Zappiello D2/951
 D643,198 S * 8/2011 Young D2/953
 D709,275 S * 7/2014 Tucker D2/951
 D710,080 S * 8/2014 Faux D2/961
 D712,643 S * 9/2014 Seo D2/951
 D715,522 S * 10/2014 Tucker D2/951
 D720,124 S * 12/2014 Grenet D2/951
 D722,221 S * 2/2015 Glancy, Jr. D2/951
 D722,427 S * 2/2015 Glancy, Jr. D2/951
 D724,297 S * 3/2015 Oliver D2/951
 D724,830 S * 3/2015 Joseph D2/951
 D738,077 S * 9/2015 Montross D2/951

2009/0307933 A1* 12/2009 Leach A43C 15/168
 36/134
 2010/0126045 A1* 5/2010 Rusnak A43B 3/0078
 36/112
 2011/0047833 A1* 3/2011 Tai A43B 13/12
 36/30 R
 2012/0110874 A1* 5/2012 Langvin A43B 3/26
 36/25 R
 2014/0047740 A1* 2/2014 Tucker A43B 13/145
 36/103
 2014/0259785 A1* 9/2014 Lester A43B 13/026
 36/102
 2015/0208755 A1* 7/2015 Rustam A43B 5/001
 36/127

OTHER PUBLICATIONS

Gyro-Point Golf Shoe, screen shot of web page of golf shoes, 1 p.
 (believed to have been on sale at least as early as Feb. 19, 2014).
 Mizuno Lateral golf Shoe, screen shots of web pages of golf shoes, 2
 pp. (believed to have been on sale at least as early as Feb. 19, 2014).

* cited by examiner

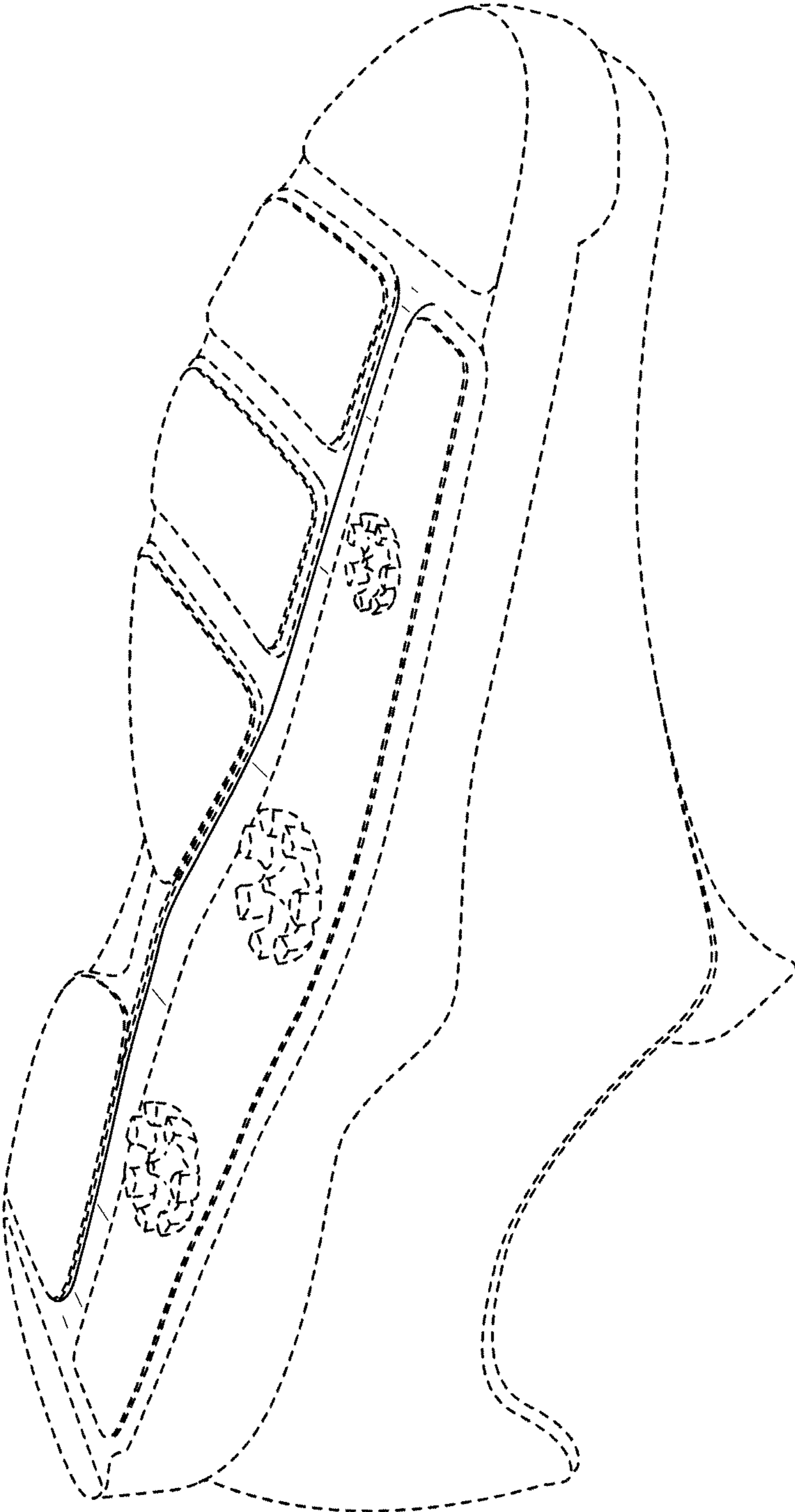


FIG. 1

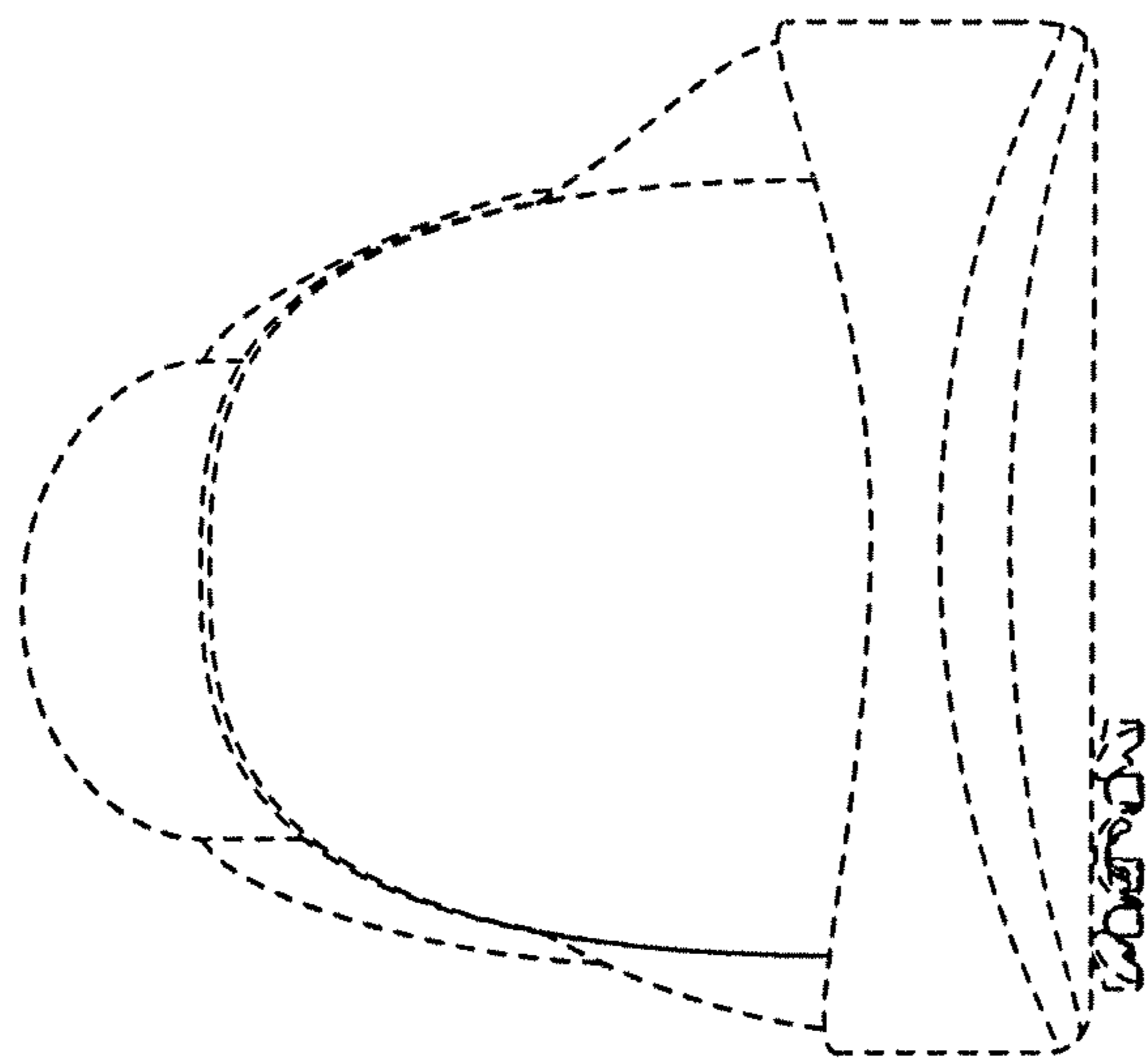


FIG. 3

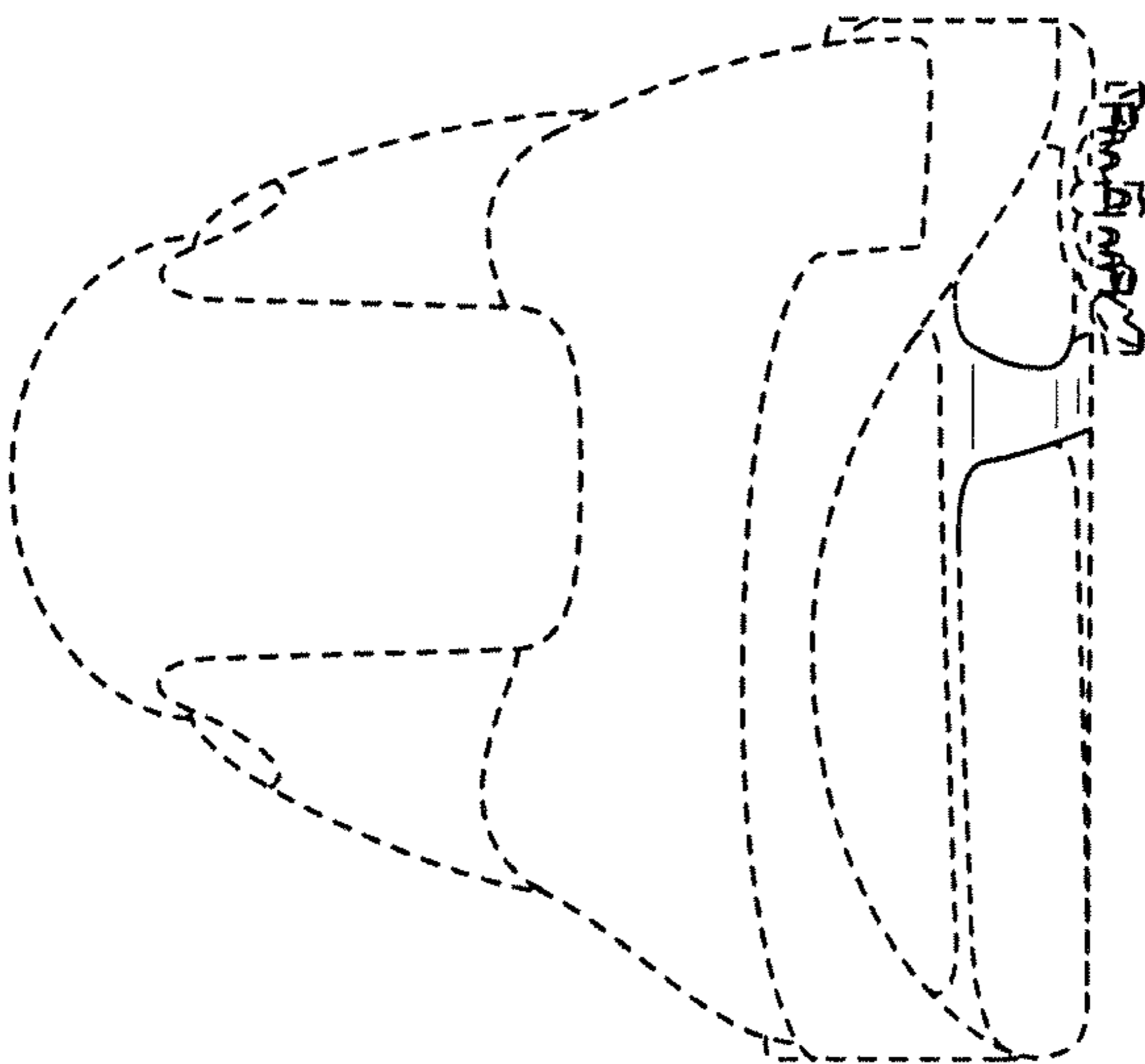


FIG. 2

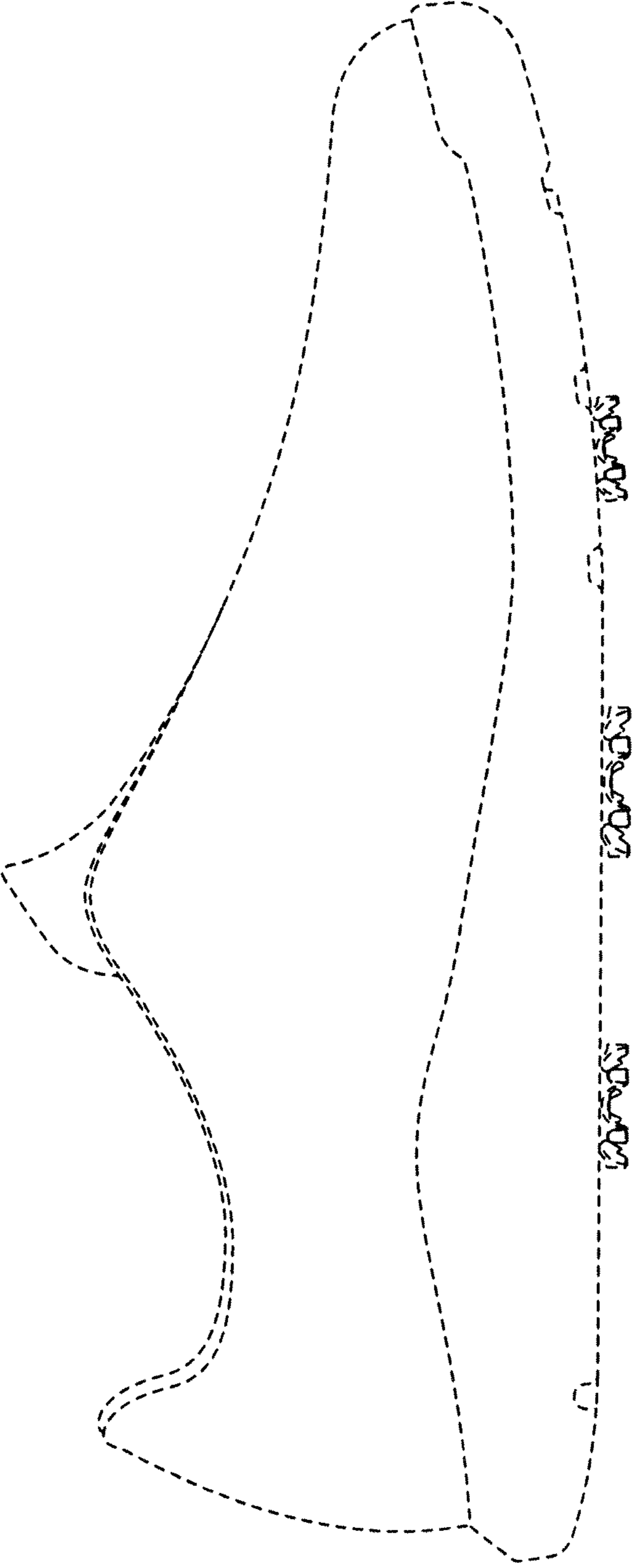


FIG. 4

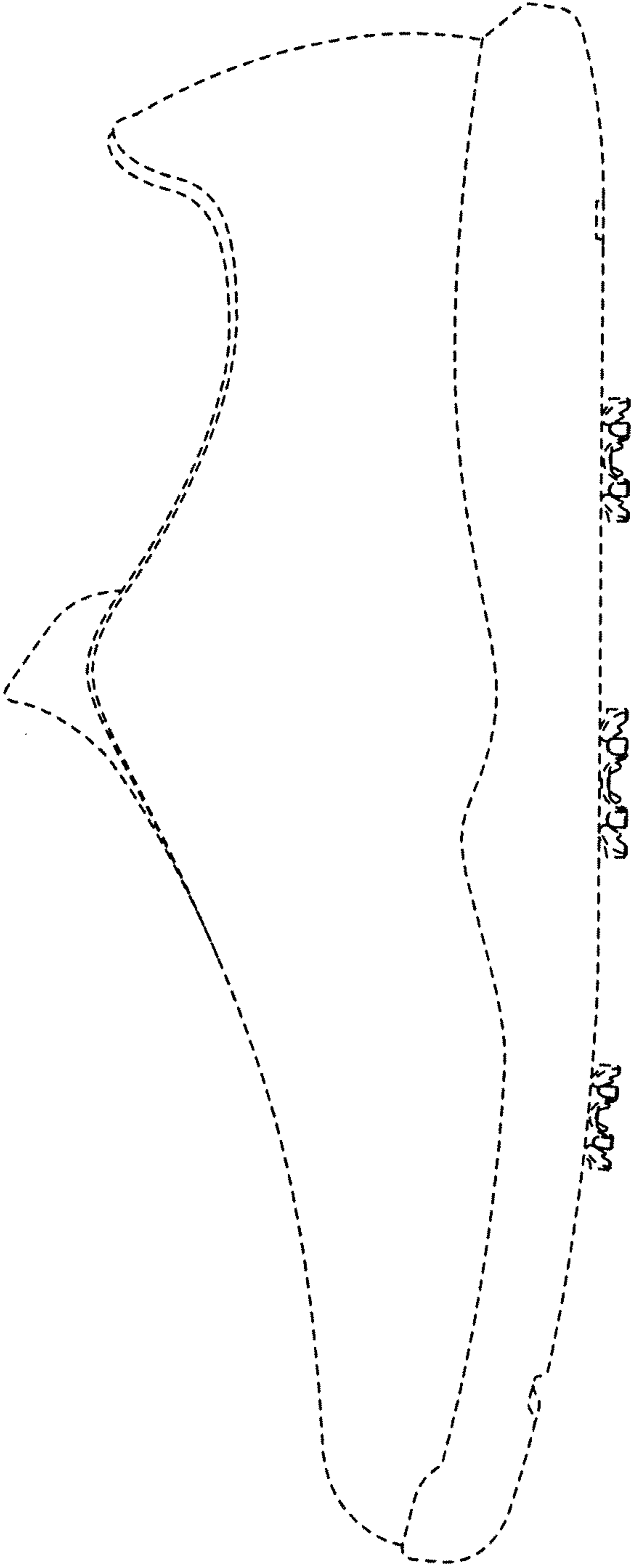


FIG. 5

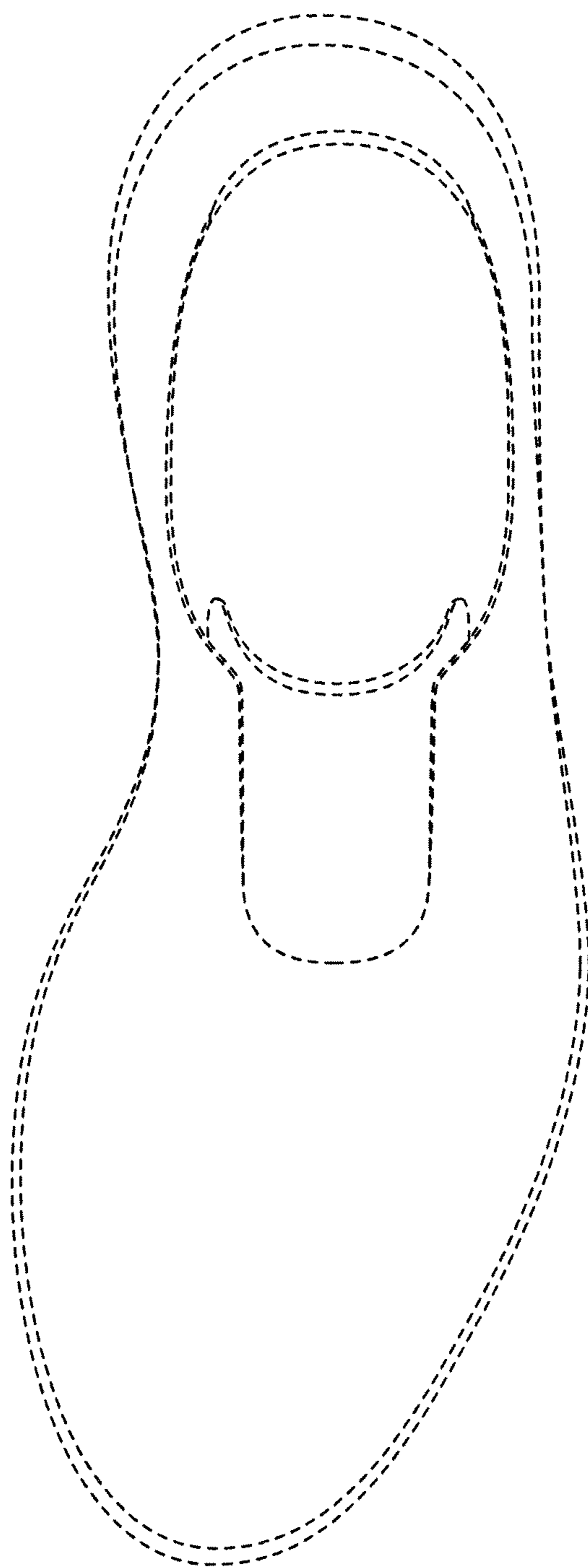


FIG. 6

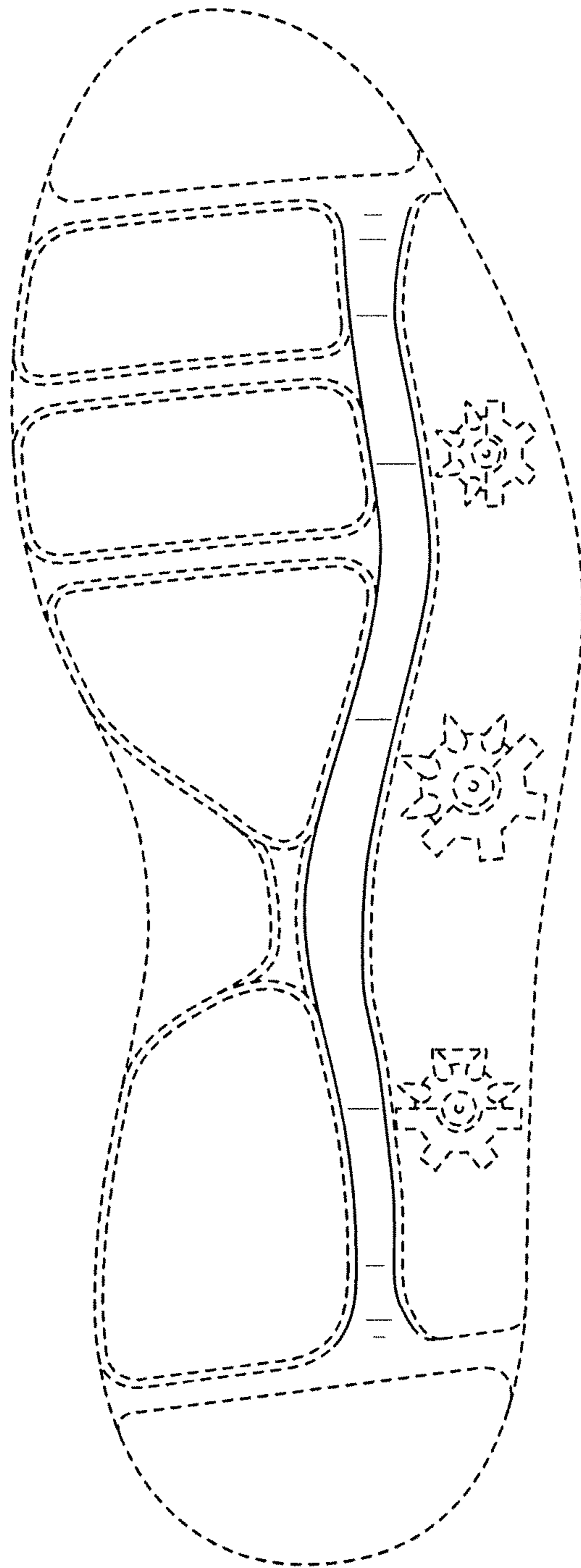


FIG. 7