



US00D752842S

(12) **United States Design Patent**
Coble et al.

(10) **Patent No.:** **US D752,842 S**

(45) **Date of Patent:** **** Apr. 5, 2016**

(54) **CONFECTION**

(71) Applicant: **MARS, INCORPORATED**, McLean,
VA (US)

(72) Inventors: **Justin Coble**, Somerville, NJ (US); **John Van Duyne**, Hackettstown, NJ (US);
Lucille Scudieri, Hackettstown, NJ (US)

(73) Assignee: **MARS, INCORPORATED**, McLean,
VA (US)

(**) Term: **14 Years**

(21) Appl. No.: **29/489,821**

(22) Filed: **May 2, 2014**

(51) **LOC (10) Cl.** **01-01**

(52) **U.S. Cl.**
USPC **D1/110**

(58) **Field of Classification Search**
USPC D1/100–130, 199; 426/5, 76, 87, 92,
426/94, 95, 99, 101, 103, 108, 138–139,
426/143, 144, 279, 282, 283, 391, 514, 549,
426/660; D9/613; D2/869; D30/160;
D6/598; D21/655; D11/158

See application file for complete search history.

(56) **References Cited**

U.S. PATENT DOCUMENTS

D76,942 S * 11/1928 Knorpp D1/110
1,906,882 A * 5/1933 Perret A23G 1/21
249/137
D157,621 S * 3/1950 Palmer D1/110
D167,375 S * 7/1952 Rioux D21/655
D187,838 S * 5/1960 Storz D1/110
3,300,040 A * 1/1967 Ferguson B65D 11/00
206/457
3,366,077 A * 1/1968 Gardner A23G 3/2023
249/55

D220,393 S * 4/1971 Kroninger D1/110
D550,926 S * 9/2007 Risko D1/110
D632,866 S * 2/2011 Pedro de Oliveira D1/107
D632,867 S * 2/2011 Pedro de Oliveira D1/107
D642,766 S * 8/2011 Hoffmann D1/107
D644,408 S * 9/2011 Hoffmann D1/107
D644,409 S * 9/2011 Hoffmann D1/107
D646,456 S * 10/2011 Enrico D1/107
D646,457 S * 10/2011 Enrico D1/107
D657,527 S * 4/2012 Mansouri D1/110
D689,666 S * 9/2013 Grolimund D1/110

OTHER PUBLICATIONS

Trishski: <http://tryingtodoitgracefully.blogspot.com/2013/04/dont-judge-bunny-by-its-box.html>.

* cited by examiner

Primary Examiner — Barbara Fox

Assistant Examiner — Katie Mroczka

(74) *Attorney, Agent, or Firm* — Arent Fox LLP

(57) **CLAIM**

The ornamental design for a confection, as shown and described.

DESCRIPTION

FIG. 1 is a perspective view of a confection showing my new design.

FIG. 2 is a front view of the design shown in FIG. 1;

FIG. 3 is a back view of the design shown in FIG. 1;

FIG. 4 is a left side view of the design shown in FIG. 1;

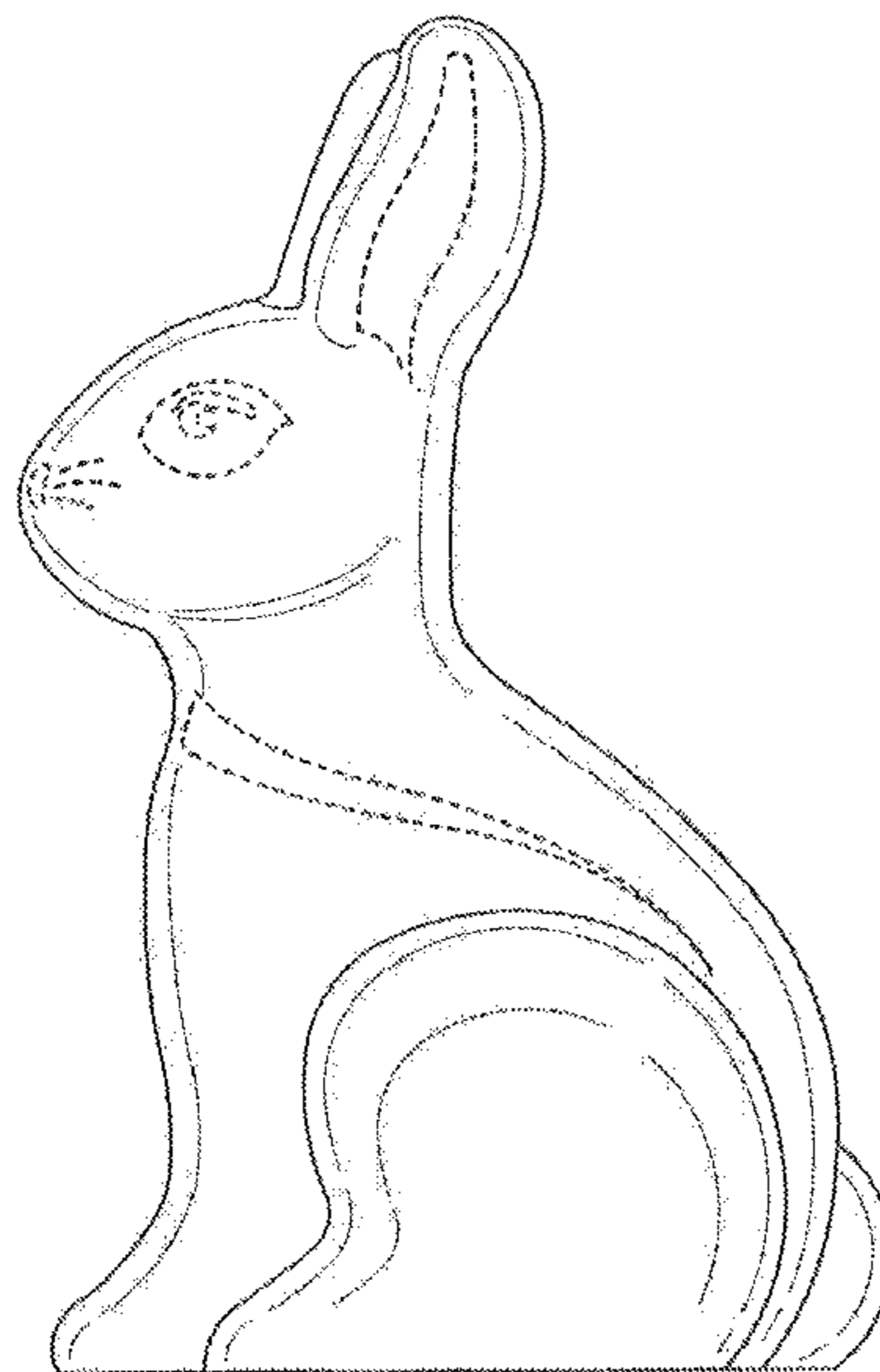
FIG. 5 is a right side view of the design shown in FIG. 1;

FIG. 6 is a top view of the design shown in FIG. 1; and,

FIG. 7 is a bottom view of the design shown in FIG. 1.

The broken lines in the drawings illustrate portions of the confection that form no part of the claimed design.

1 Claim, 5 Drawing Sheets



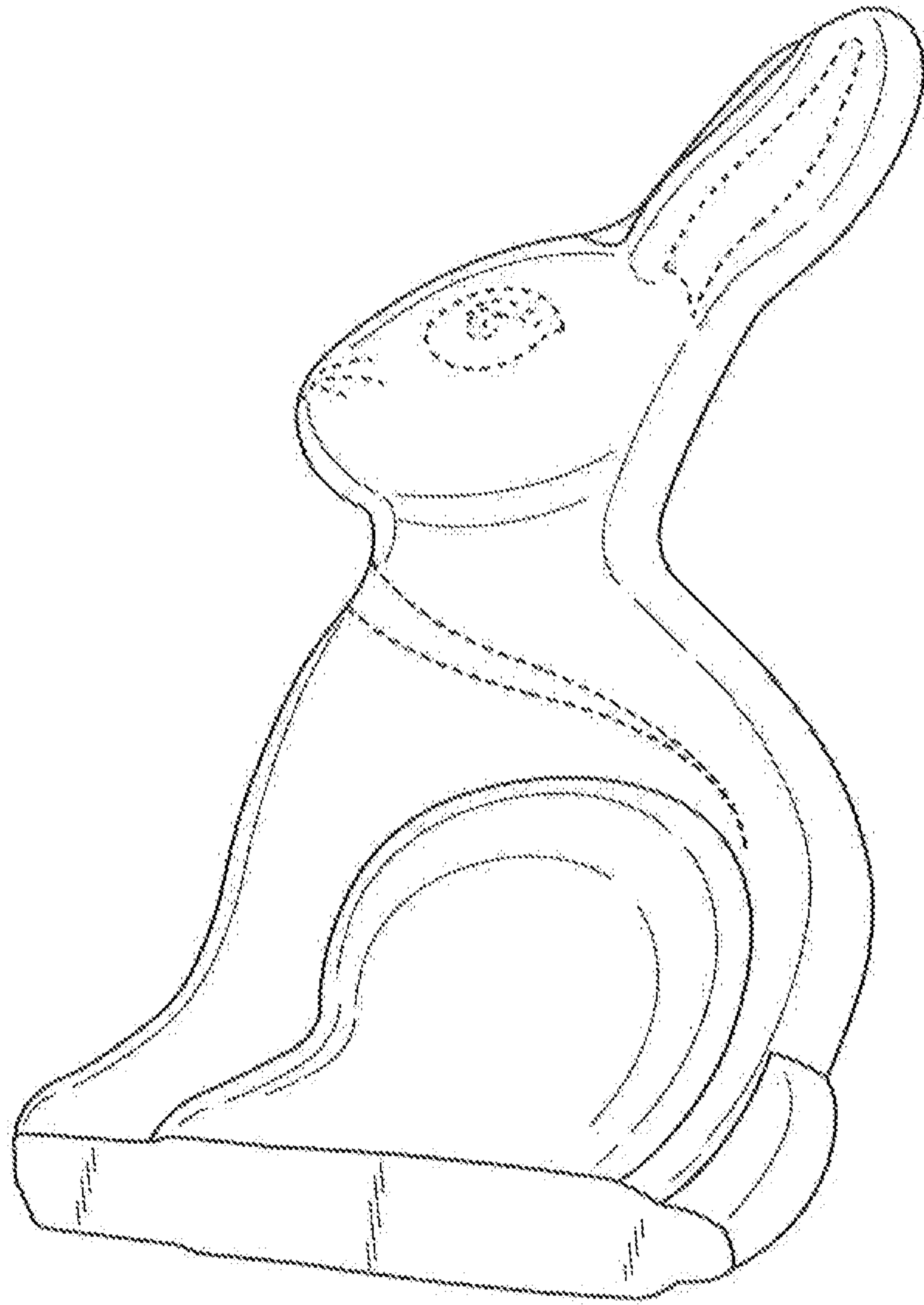


FIG. 1

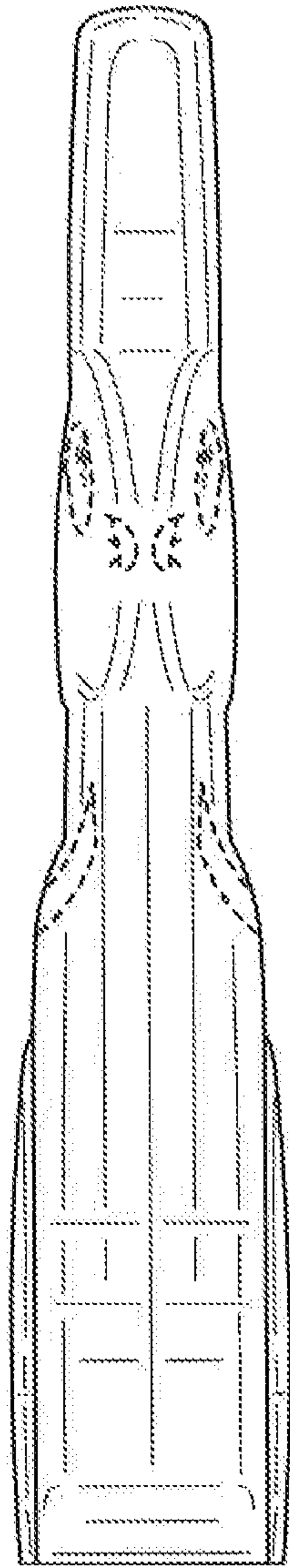


FIG. 2

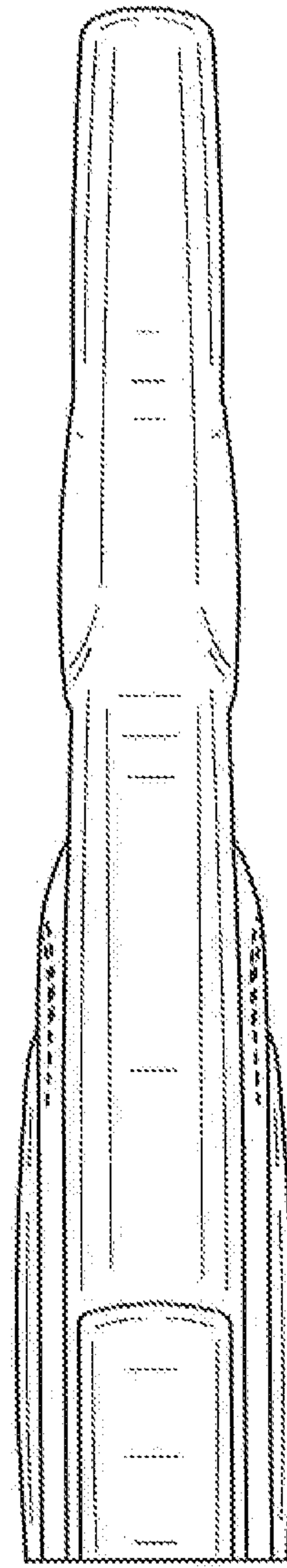


FIG. 3

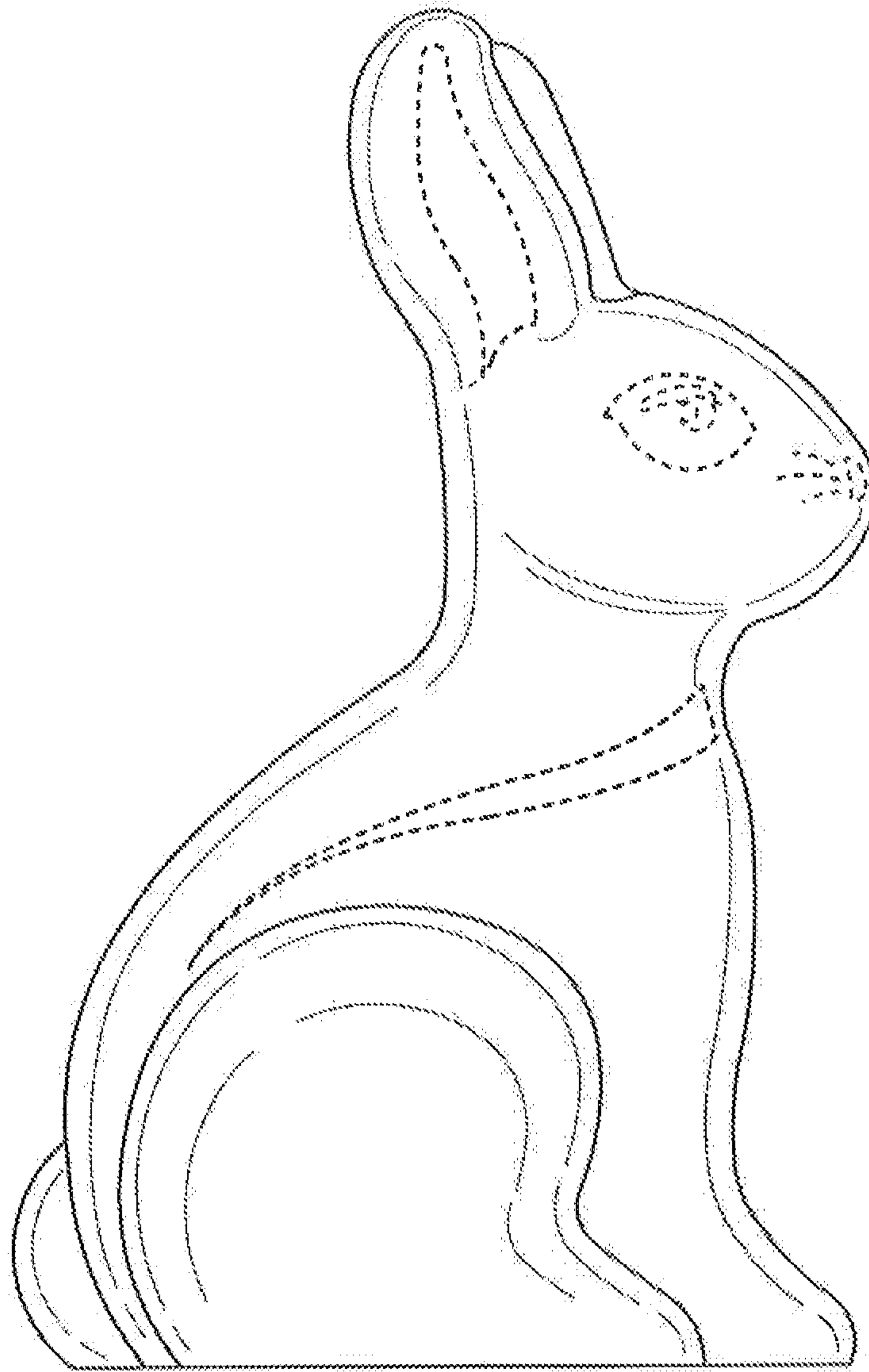


FIG. 4

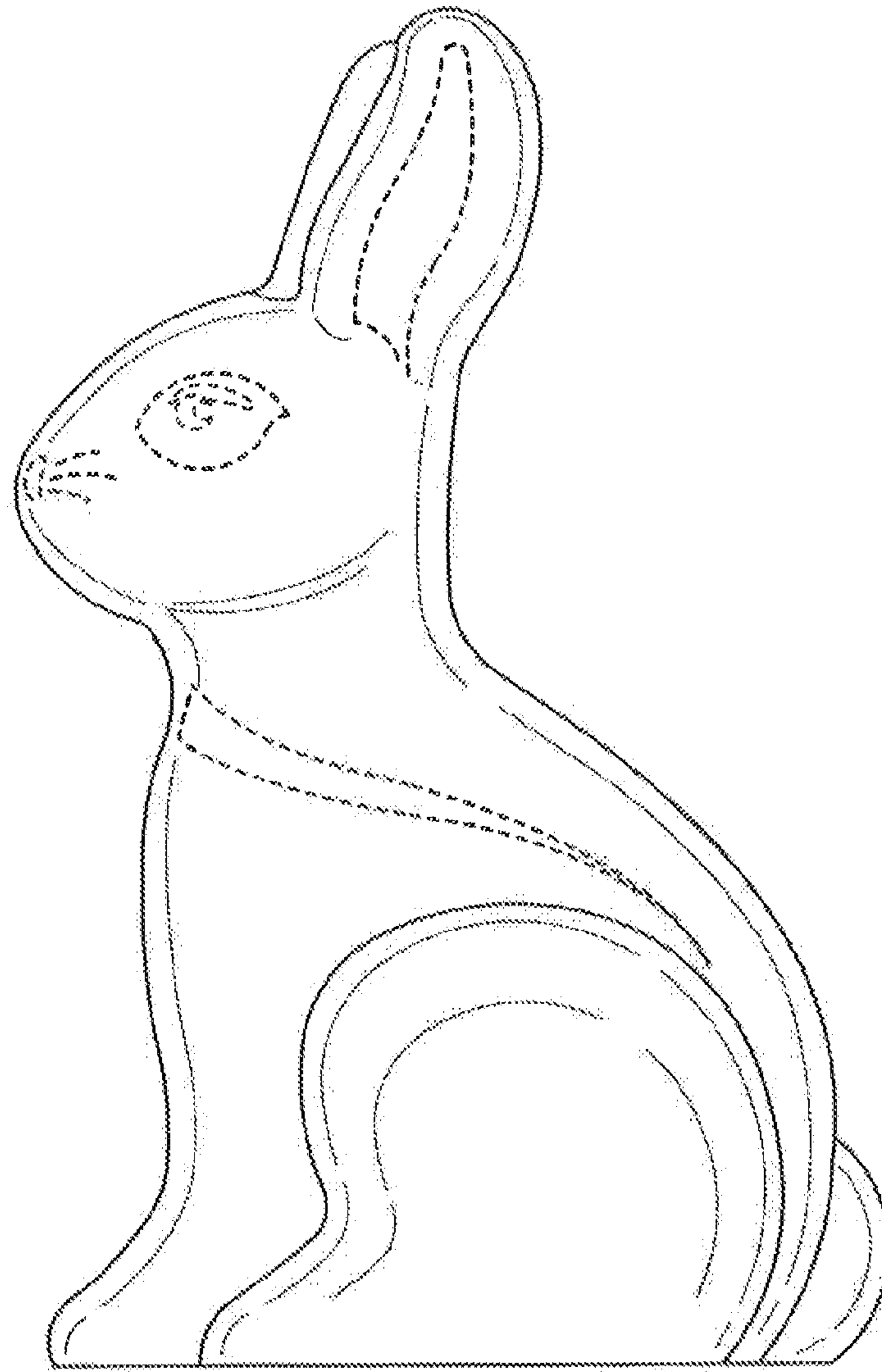


FIG. 5

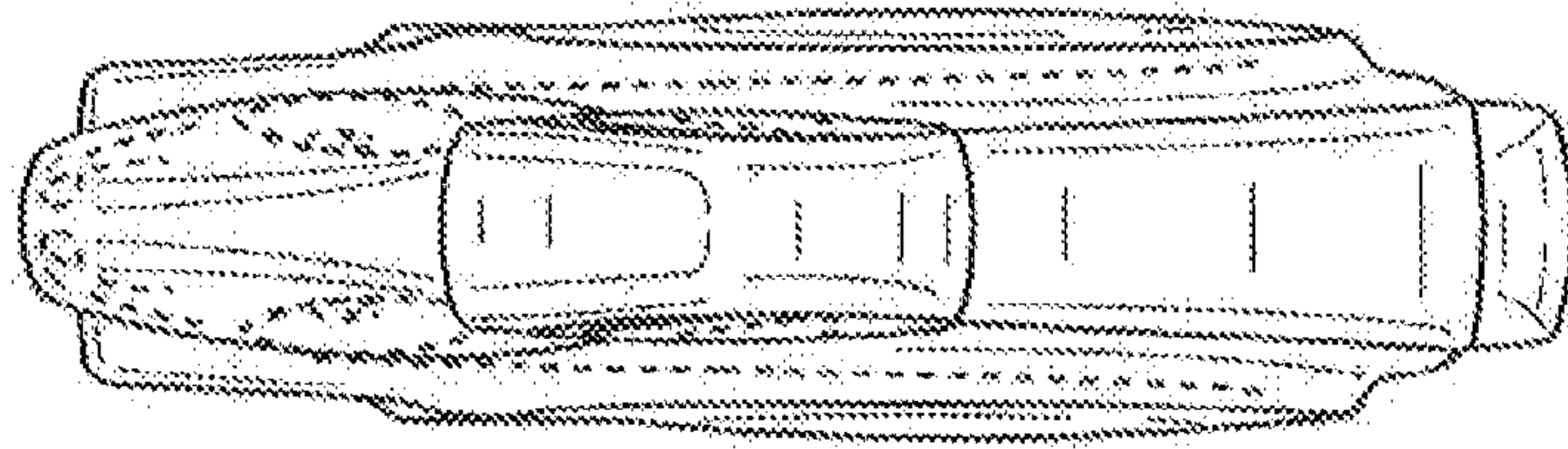


FIG. 6

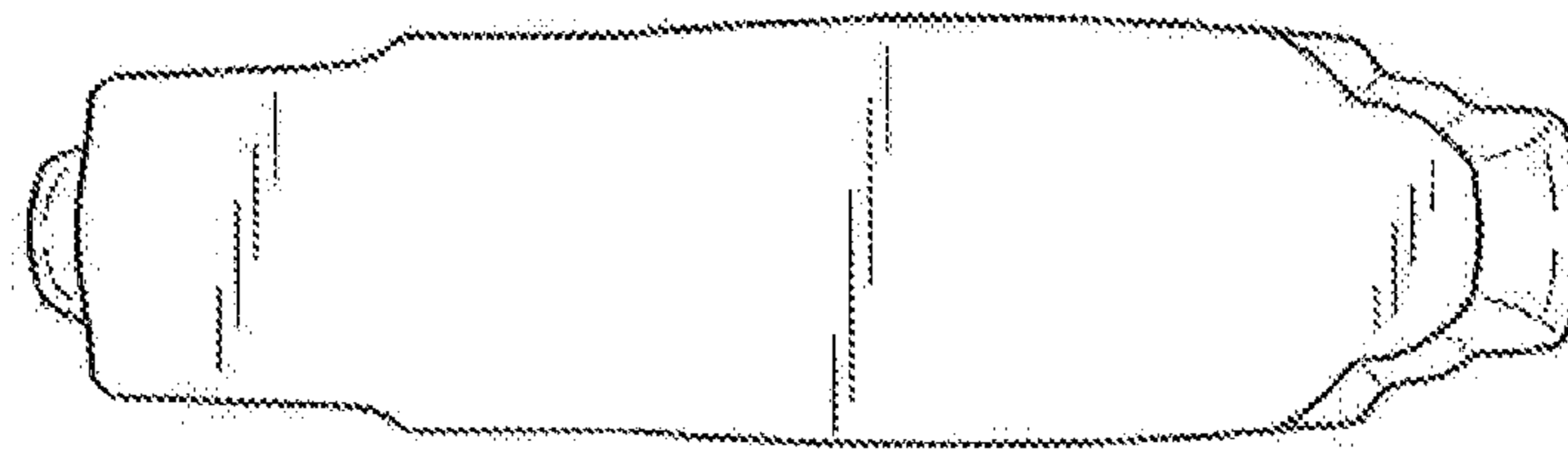


FIG. 7