



US00D752820S

(12) **United States Design Patent**
Skerbinc-Heller

(10) **Patent No.:** **US D752,820 S**
(45) **Date of Patent:** **** Mar. 29, 2016**

(54) **HELMET COVER**

(71) Applicant: **RockiNoggins, LLC**, Seattle, WA (US)

(72) Inventor: **Elissa Skerbinc-Heller**, Seattle, WA (US)

(73) Assignee: **RockiNoggins, LLC**, Seattle, WA (US)

(**) Term: **14 Years**

(21) Appl. No.: **29/469,113**

(22) Filed: **Oct. 7, 2013**

(51) **LOC (10) Cl.** **02-03**

(52) **U.S. Cl.**
USPC **D29/122**

(58) **Field of Classification Search**
USPC D29/102-110, 122; 2/410-411,
2/421-425, 6.1, 6.2, 6.6, 6.7, 175.6, 203,
2/205, 206, 172-173, 9; D2/866,
D2/870-871, 875-879, 882, 886, 891;
348/151

See application file for complete search history.

(56) **References Cited**

U.S. PATENT DOCUMENTS

D138,649	S	*	8/1944	Halpern	D3/242
2,885,683	A	*	5/1959	Lipkin	2/172
D186,868	S	*	12/1959	De Grazia	D2/882
3,035,273	A	*	5/1962	Krystal	2/172
3,077,607	A	*	2/1963	Bregenzer	2/172
3,134,983	A	*	6/1964	Lipkin	2/172
3,247,523	A	*	4/1966	Lipkin	2/172
3,276,038	A	*	10/1966	Fekete	2/172
3,292,182	A	*	12/1966	Schuessler	2/173

3,358,292	A	*	12/1967	Bonk et al.	2/172
D269,304	S	*	6/1983	Schonwetter et al.	D29/102
4,662,007	A	*	5/1987	Lipkin	2/172
5,669,074	A	*	9/1997	Newman, Jr.	2/172
D384,791	S	*	10/1997	Juergens	D2/866
D385,389	S	*	10/1997	Bell	D2/886
D399,338	S	*	10/1998	Lund	D2/879
6,237,162	B1	*	5/2001	Gill	2/422
6,996,852	B1	*	2/2006	Cabrera	2/172
D518,943	S	*	4/2006	Levinson	D2/879
D524,993	S	*	7/2006	Stokes	D29/122
D603,586	S	*	11/2009	Miller et al.	D2/882
D616,633	S	*	6/2010	Lacy	D2/882
D618,446	S	*	6/2010	Clare et al.	D2/878
D696,462	S	*	12/2013	Saavedra	D29/105
2005/0246825	A1	*	11/2005	Ruhl	2/422
2013/0312156	A1	*	11/2013	Dean	2/172

* cited by examiner

Primary Examiner — Ruth McInroy

(74) *Attorney, Agent, or Firm* — Orrick, Herrington & Sutcliffe LLP

(57) **CLAIM**

The ornamental design for a helmet cover, as shown and described.

DESCRIPTION

FIG. 1 is a right side view of a helmet cover showing my new design;

FIG. 2 is a front perspective view thereof;

FIG. 3 is a left side view thereof;

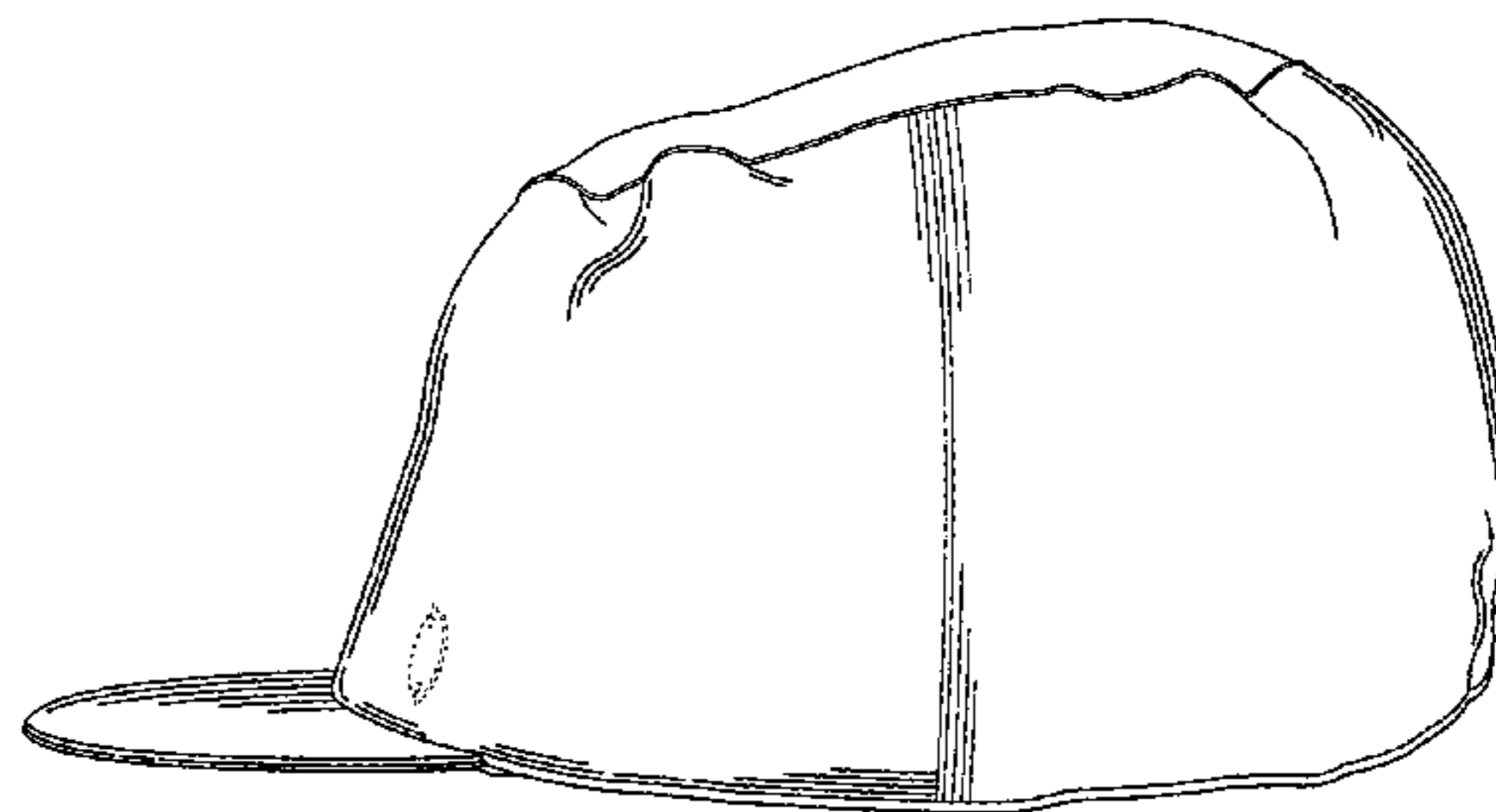

FIG. 4 is a right side view thereof;

FIG. 5 is a front view thereof;

FIG. 6 is a rear view thereof; and,

FIG. 7 is a top view thereof.

1 Claim, 5 Drawing Sheets



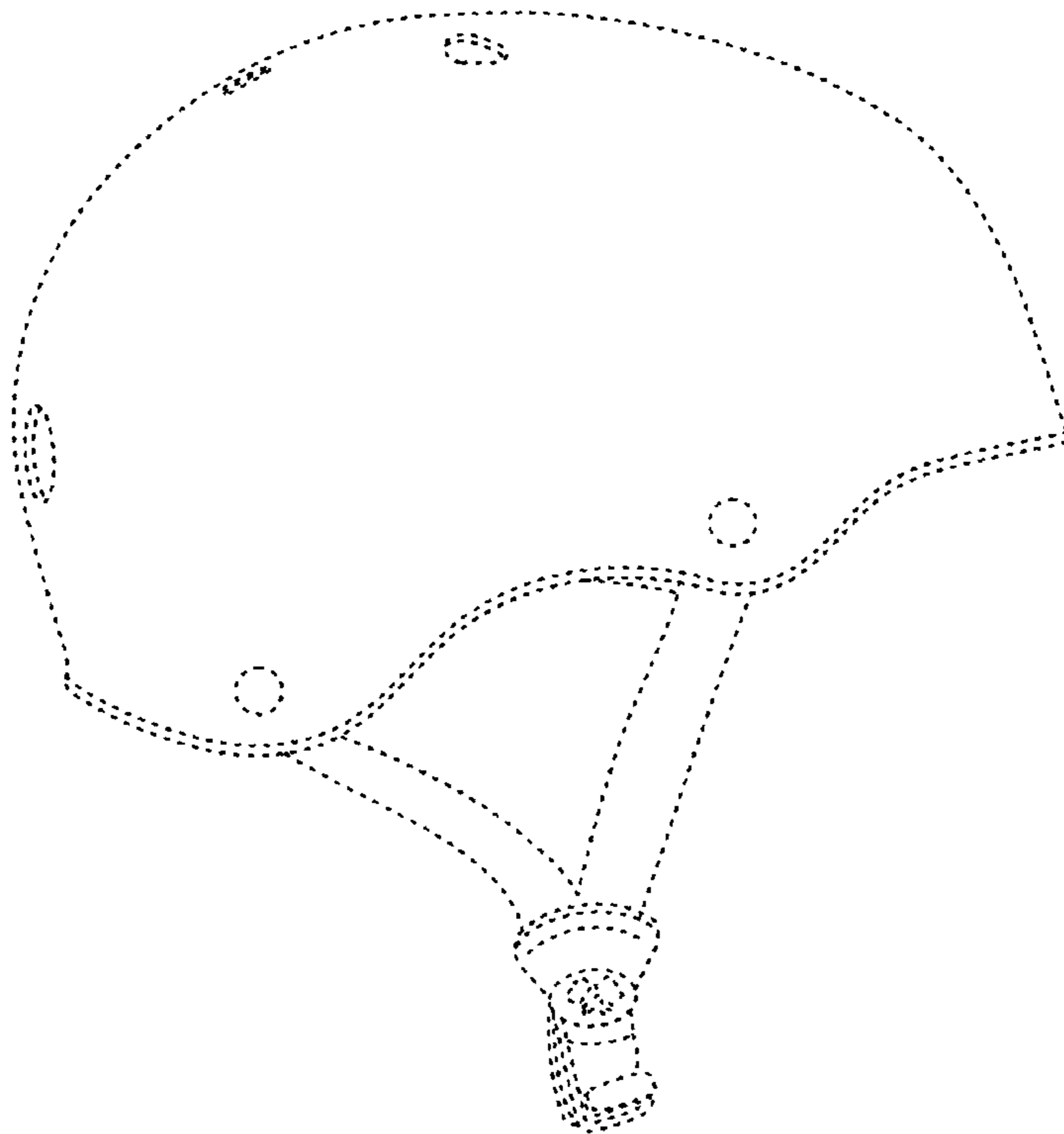
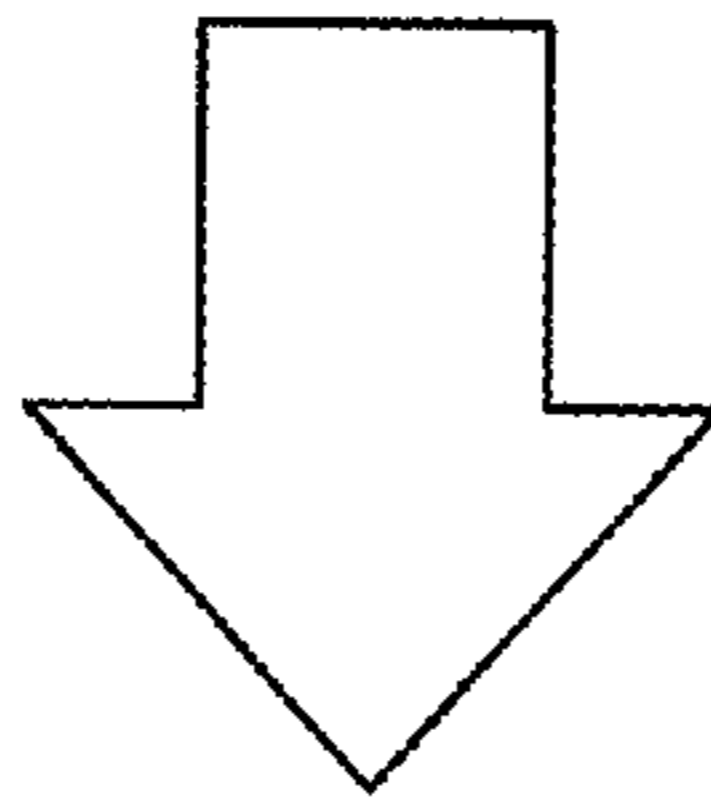
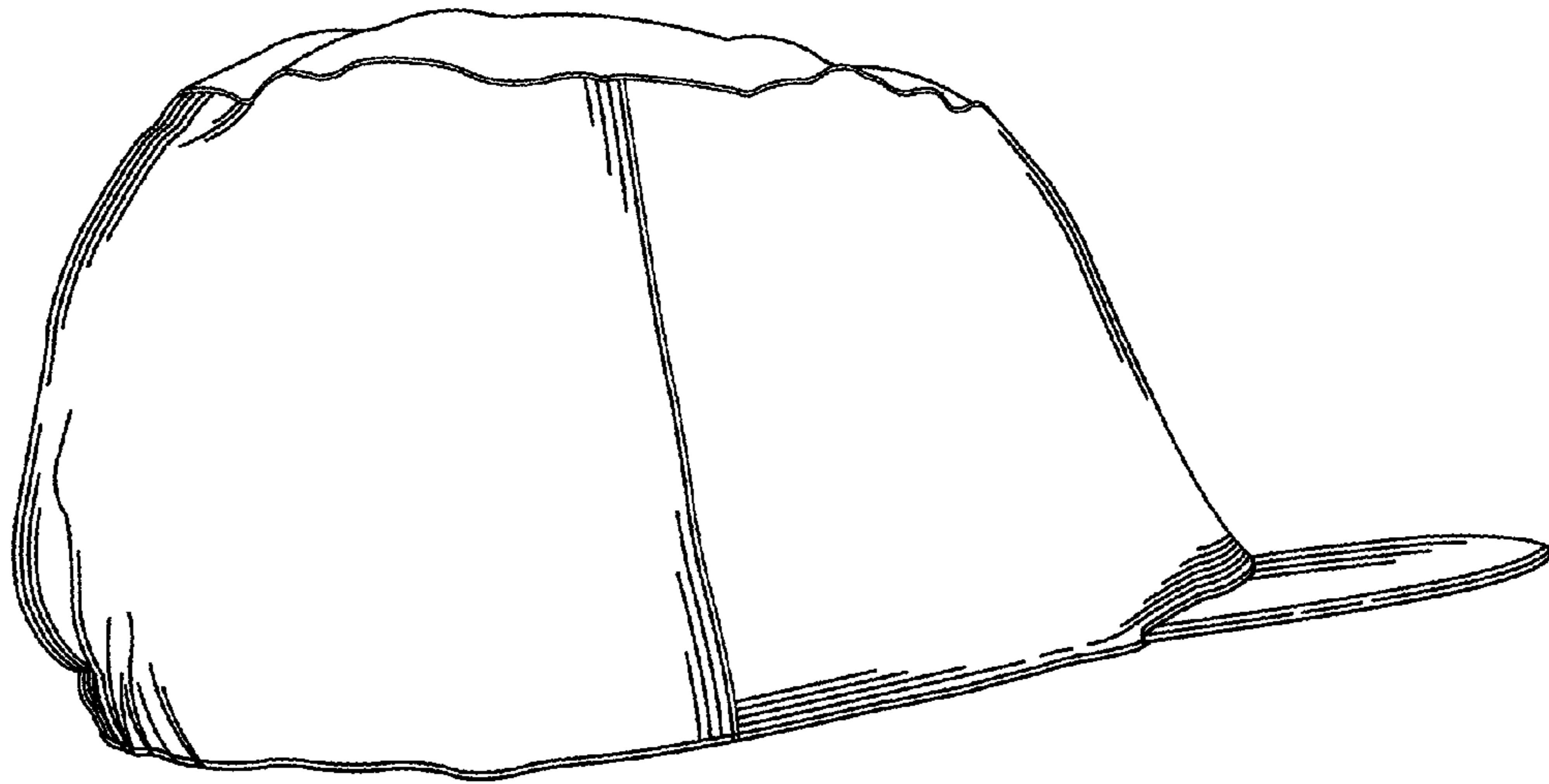


FIG. 1



FIG. 2

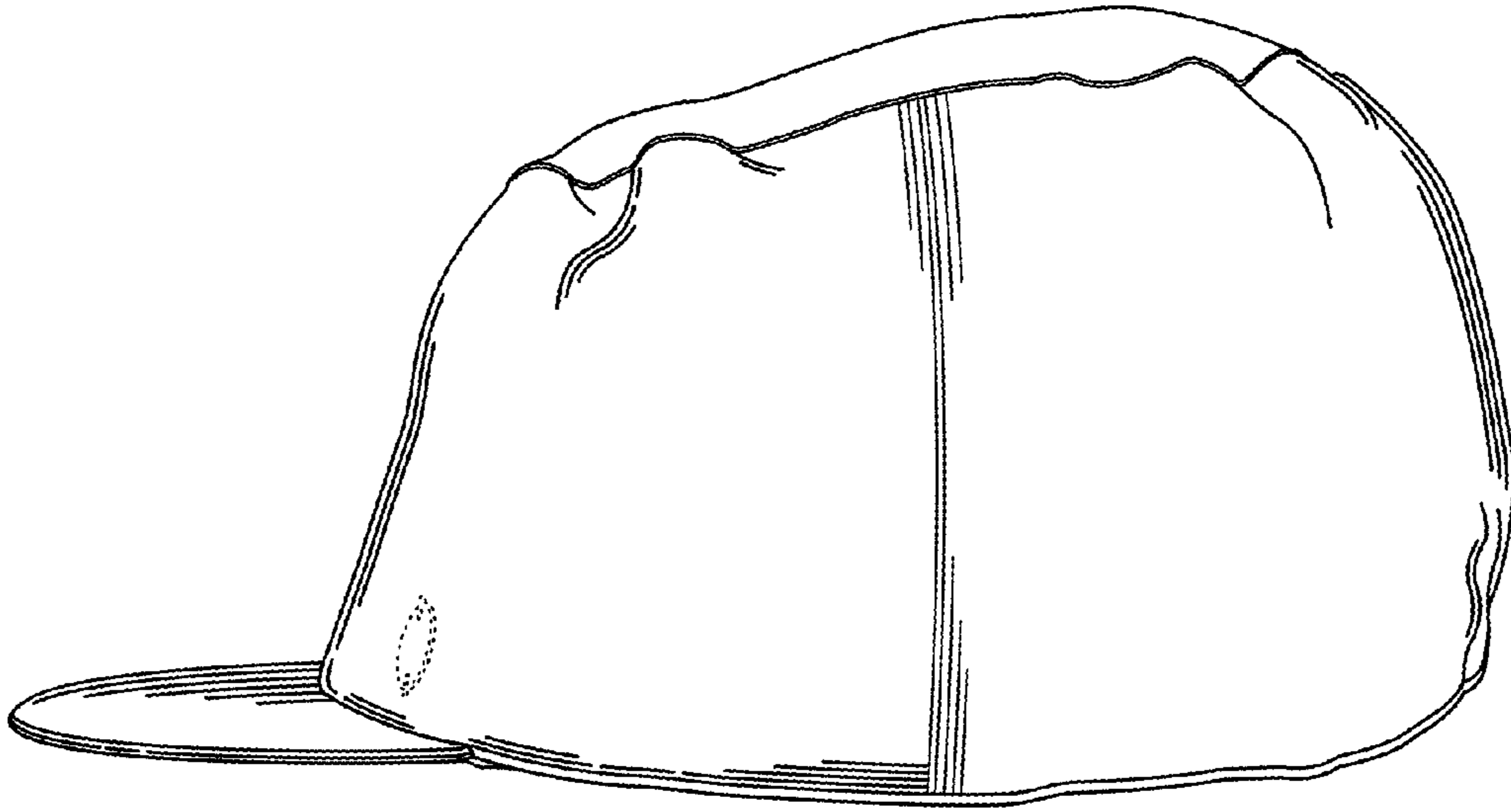


FIG. 3

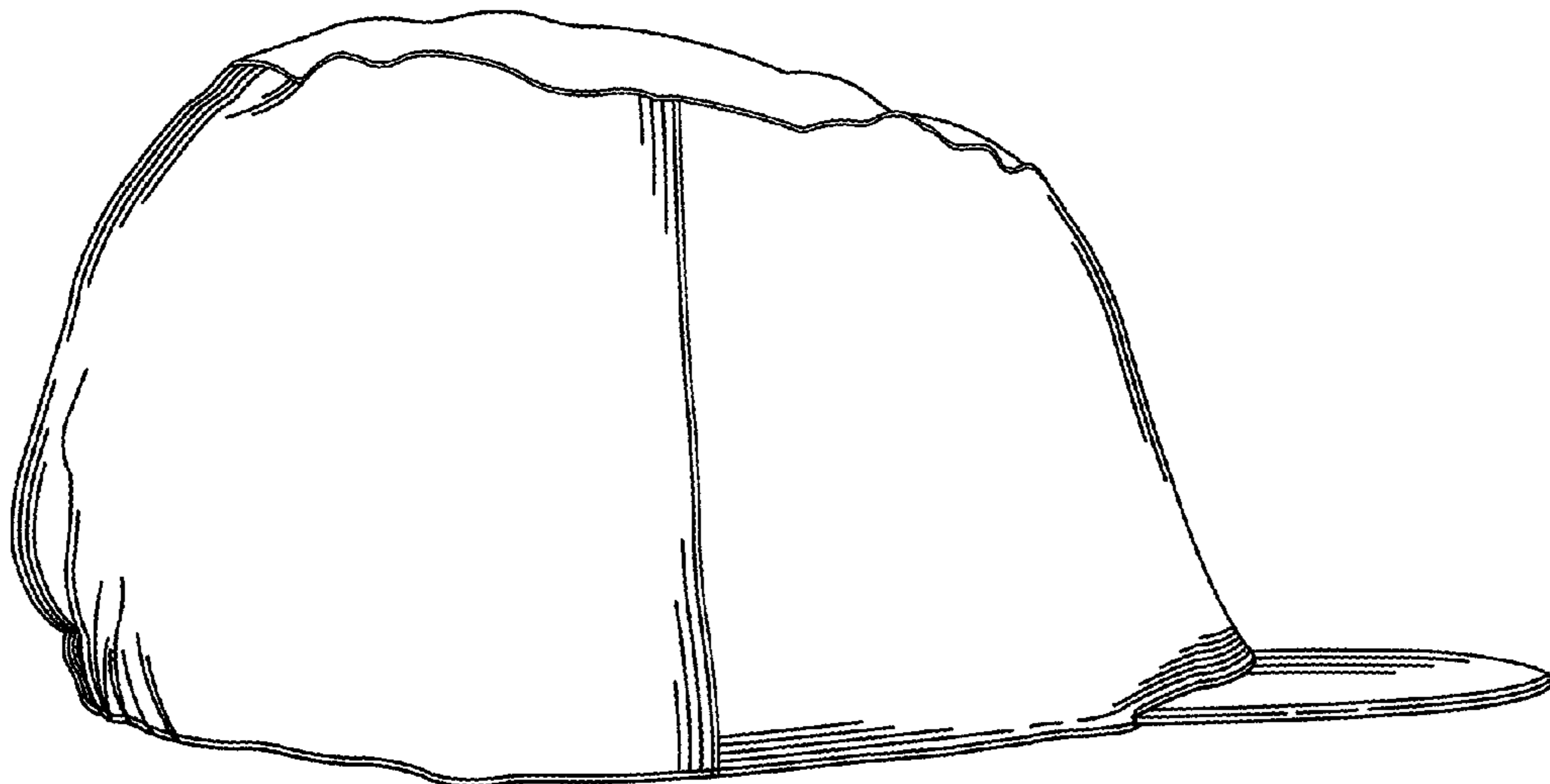


FIG. 4




FIG. 5

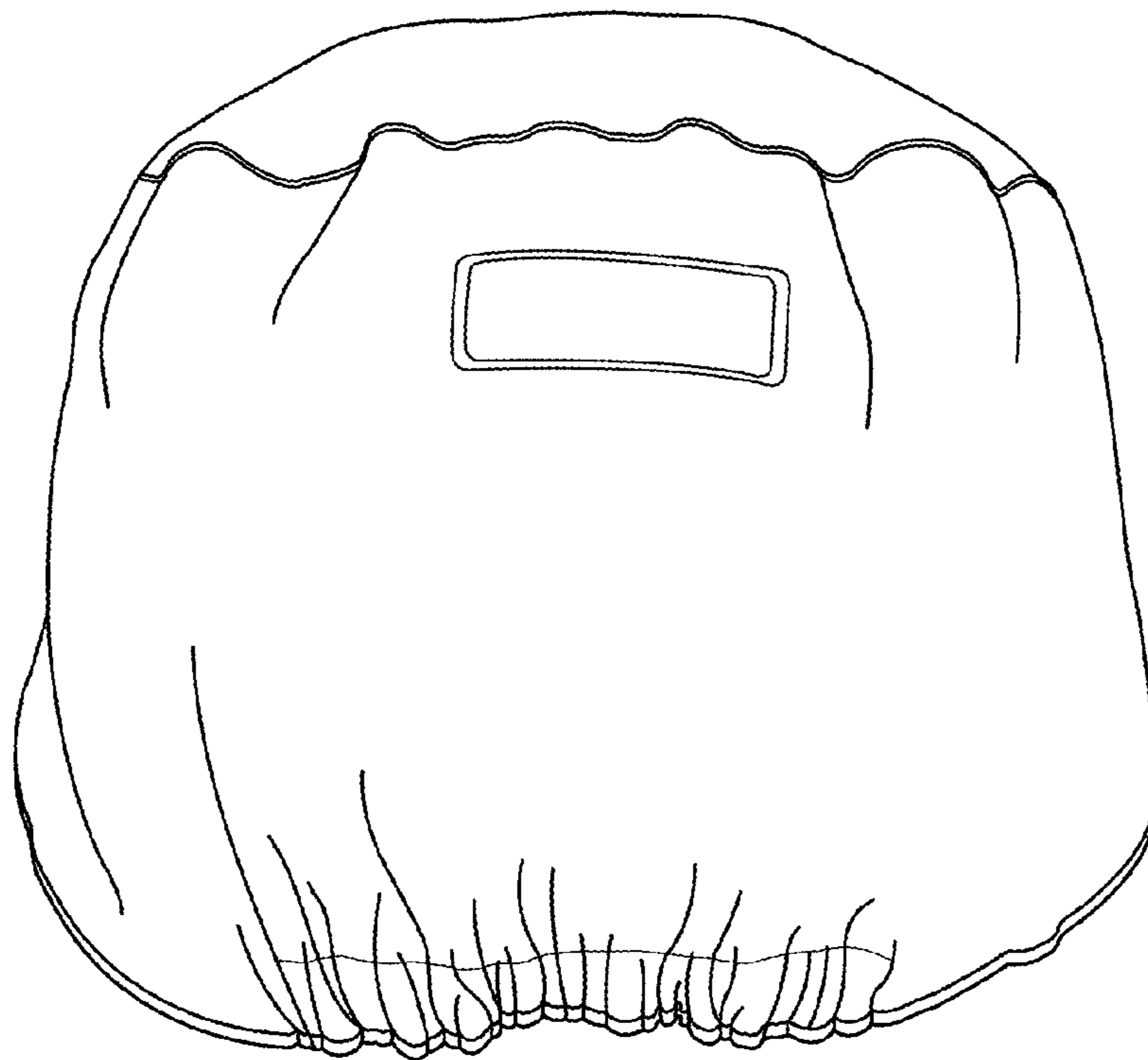


FIG. 6

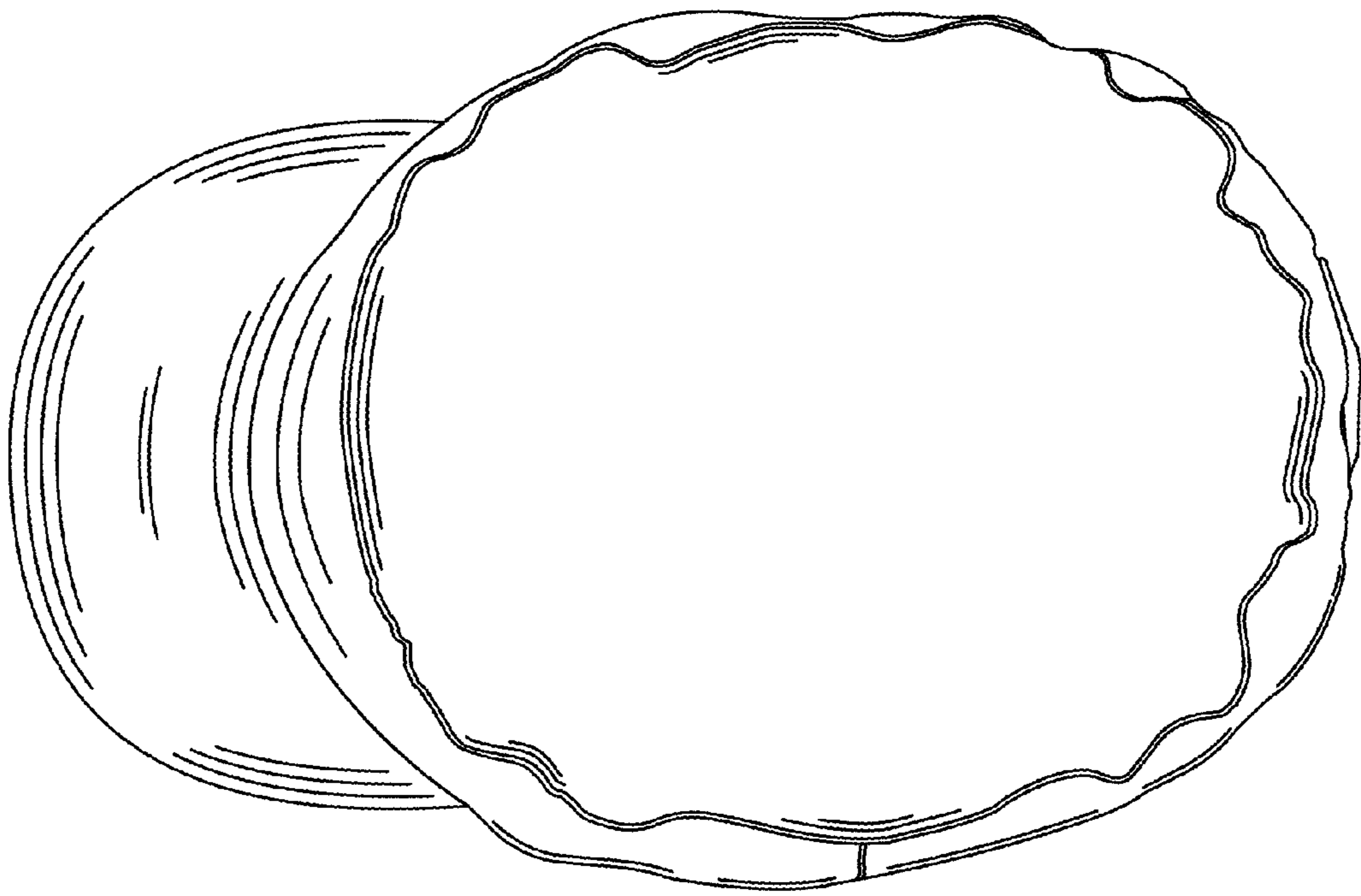


FIG. 7