



US00D752817S

(12) **United States Design Patent**
Lishnevsky et al.

(10) **Patent No.:** **US D752,817 S**
(45) **Date of Patent:** **** Mar. 29, 2016**

(54) **GLOVE**

(71) Applicant: **Medline Industries, Inc.**, Mundelein, IL (US)

(72) Inventors: **Paul Lishnevsky**, Buffalo Grove, IL (US); **Emily Somers**, Cary, IL (US); **Thomas Silkaitis**, Lake Zurich, IL (US)

(73) Assignee: **MEDLINE INDUSTRIES, INC.**, Mundelein, IL (US)

(**) Term: **14 Years**

(21) Appl. No.: **29/500,980**

(22) Filed: **Aug. 29, 2014**

(51) **LOC (10) Cl.** **02-06**

(52) **U.S. Cl.**
USPC **D29/117.2; D2/619**

(58) **Field of Classification Search**
USPC D2/610, 612, 613, 614, 615, 616, 617, D2/619, 623; D29/113, 114, 117.1, 117.2, D29/119, 122, 123

CPC ... A41D 13/08; A41D 19/00; A41D 19/0003; A41D 19/0051; A41D 19/0055; A41D 19/0058; A41D 19/0068; A41D 19/0082; A41D 19/015; A41D 19/01547; A61B 19/04
See application file for complete search history.

(56) **References Cited**

U.S. PATENT DOCUMENTS

- D54,333 S * 12/1919 Reynolds D29/117.2
- D310,739 S * 9/1990 Clevenhagen D28/44.1
- D468,870 S * 1/2003 Bufford D29/117.2
- 7,033,100 B2 * 4/2006 Barton et al. 401/7
- D536,510 S * 2/2007 Schuller et al. D2/617
- D536,857 S * 2/2007 Schuller et al. D2/617
- D544,665 S * 6/2007 Keene D32/43

(Continued)

Primary Examiner — Karen E. Eldridge Powers

Assistant Examiner — Jasmine Mlinarcik

(74) *Attorney, Agent, or Firm* — McAndrews Held & Malloy, Ltd.

(57) **CLAIM**

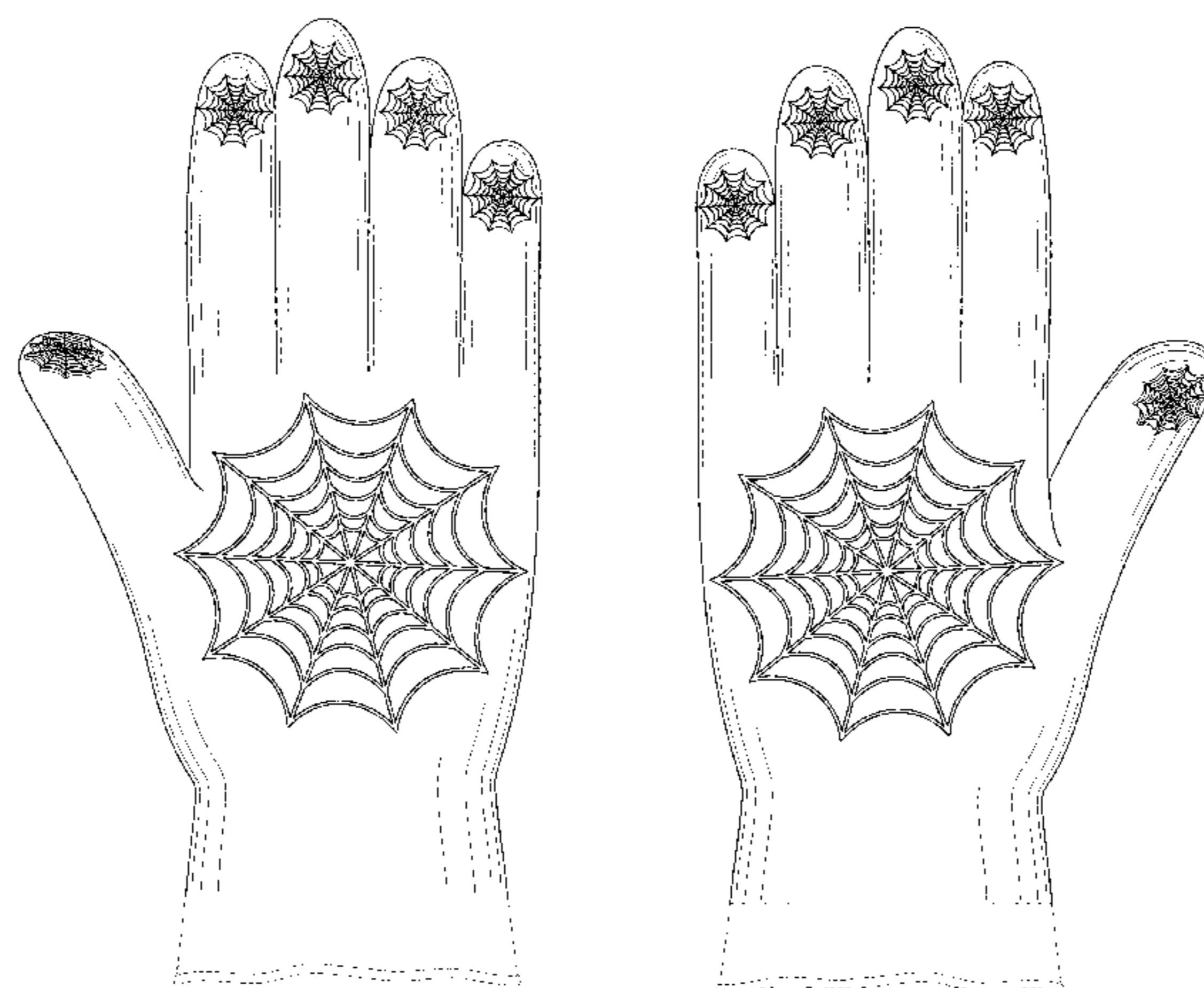
The ornamental design for a glove, as shown and described.

DESCRIPTION

FIG. 1 is a front right perspective view of a first embodiment of a glove showing our design;
 FIG. 2 is a front elevation view thereof;
 FIG. 3 is a rear elevation view thereof;
 FIG. 4 is a left side elevation view thereof;
 FIG. 5 is a right side elevation view thereof;
 FIG. 6 is a rear left perspective view thereof;
 FIG. 7 is a front right perspective view of a second embodiment of a glove showing our design;
 FIG. 8 is a front elevation view thereof;
 FIG. 9 is a rear elevation view thereof;
 FIG. 10 is a left side elevation view thereof;
 FIG. 11 is a right side elevation view thereof;
 FIG. 12 is a rear left perspective view thereof;
 FIG. 13 is a front right perspective view of a third embodiment of a GLOVE showing our design;
 FIG. 14 is a front elevation view thereof;
 FIG. 15 is a rear elevation view thereof;
 FIG. 16 is a left side elevation view thereof;
 FIG. 17 is a right side elevation view thereof;
 FIG. 18 is a rear left perspective view thereof;
 FIG. 19 is a front right perspective view of a fourth embodiment of a glove showing our design;
 FIG. 20 is a front elevation view thereof;
 FIG. 21 is a rear elevation view thereof;
 FIG. 22 is a left side elevation view thereof;
 FIG. 23 is a right side elevation view thereof; and,
 FIG. 24 is a rear left perspective view thereof.

The evenly-dashed broken lines illustrate environmental structure and form no part of the claimed design.
 The uneven length dot-dash broken lines represent an unclaimed boundary line and form no part of the claimed design.
 Views of the glove not shown in the figures form no part of the claimed design.

1 Claim, 20 Drawing Sheets



(56)

References Cited

8,863,316 B2* 10/2014 Gaskins 2/161.1
2013/0291280 A1* 11/2013 Cheng 2/160

U.S. PATENT DOCUMENTS

D589,666 S * 3/2009 Crater D32/43 * cited by examiner




FIG. 1




FIG. 2




FIG. 3

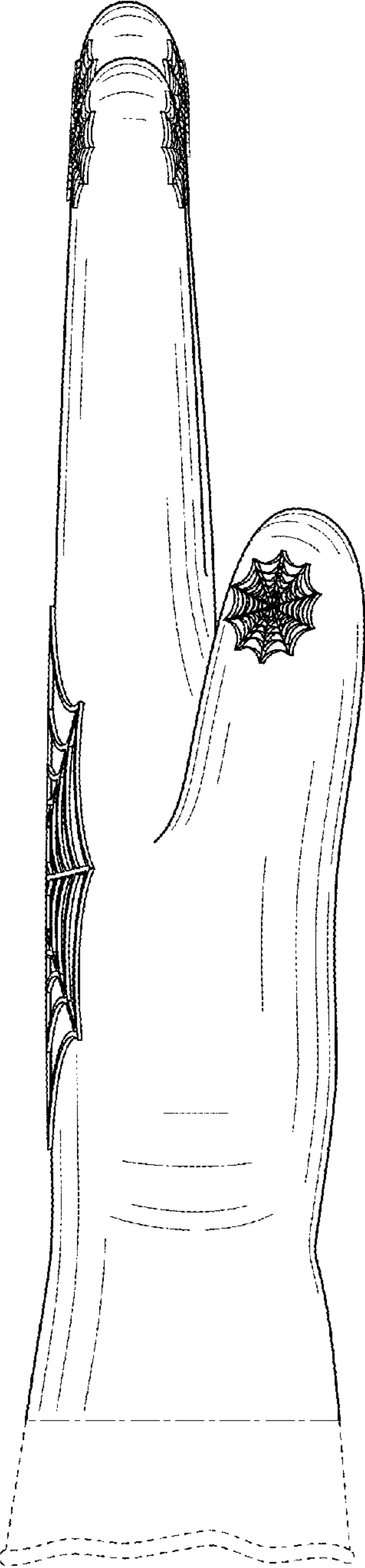


FIG. 4

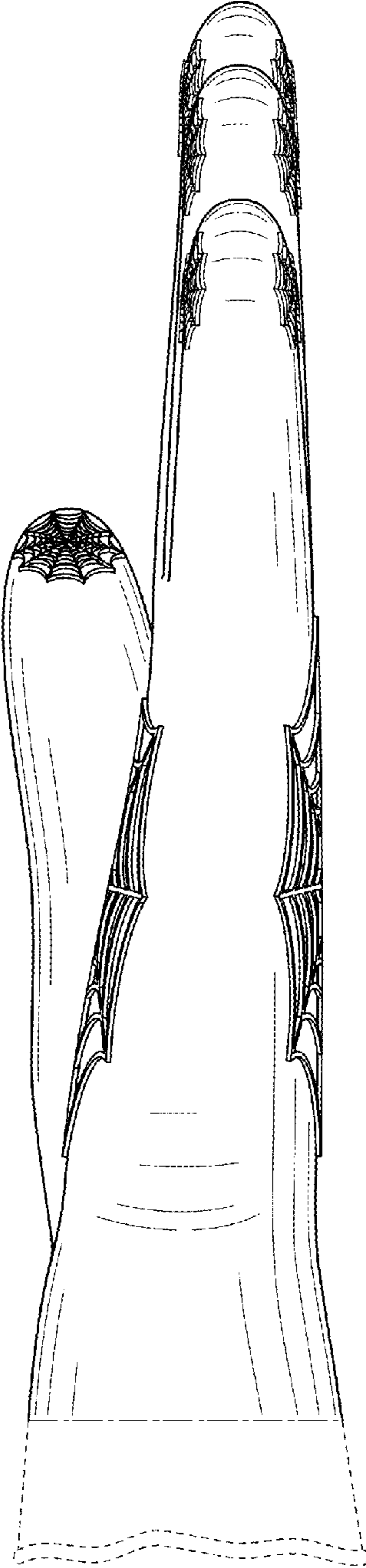


FIG. 5




FIG. 6




FIG. 7




FIG. 8




FIG. 9

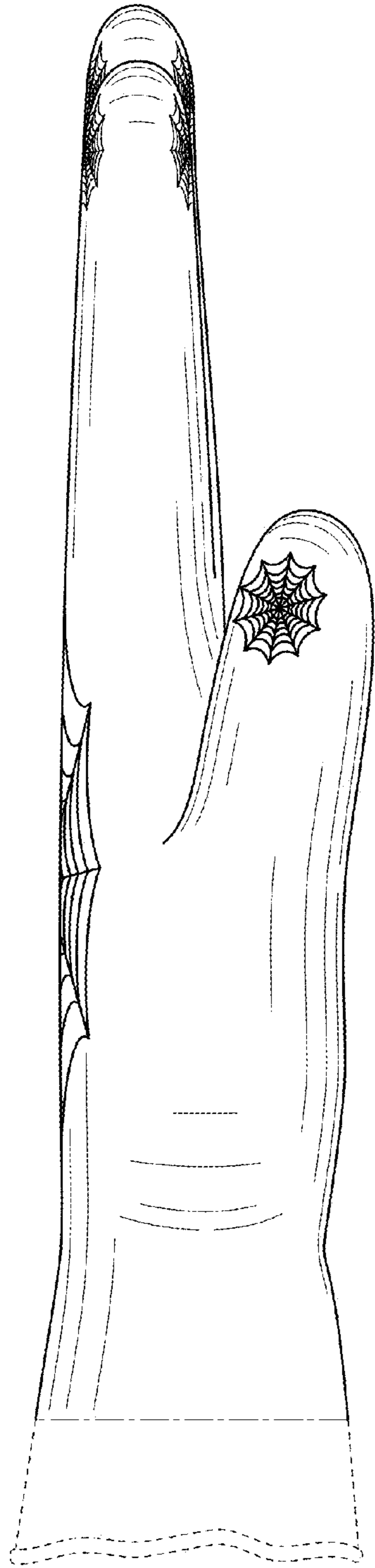


FIG. 10

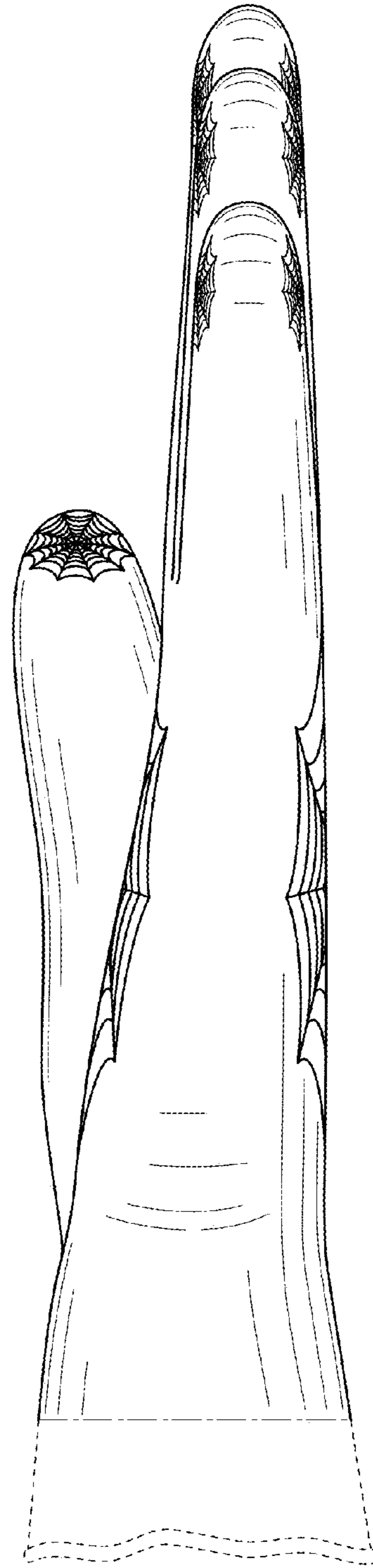


FIG. 11




FIG. 12



FIG. 13




FIG. 14




FIG. 15

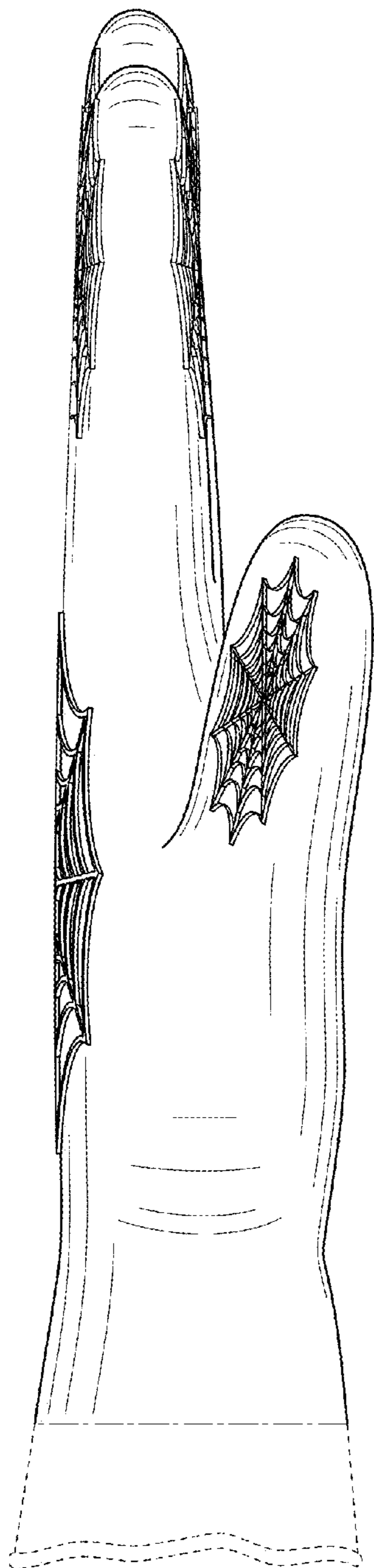


FIG. 16

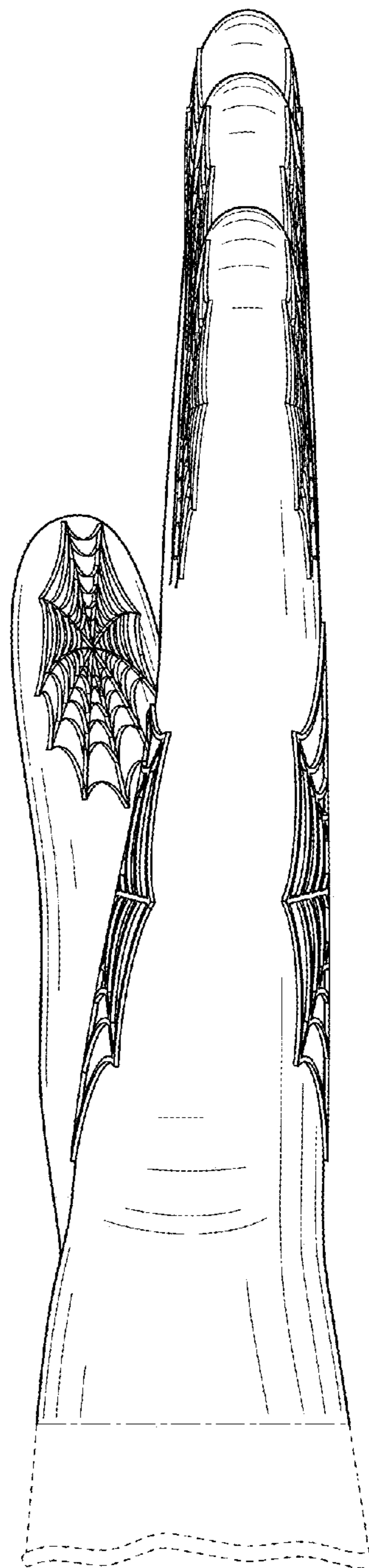


FIG. 17



FIG. 18




FIG. 19

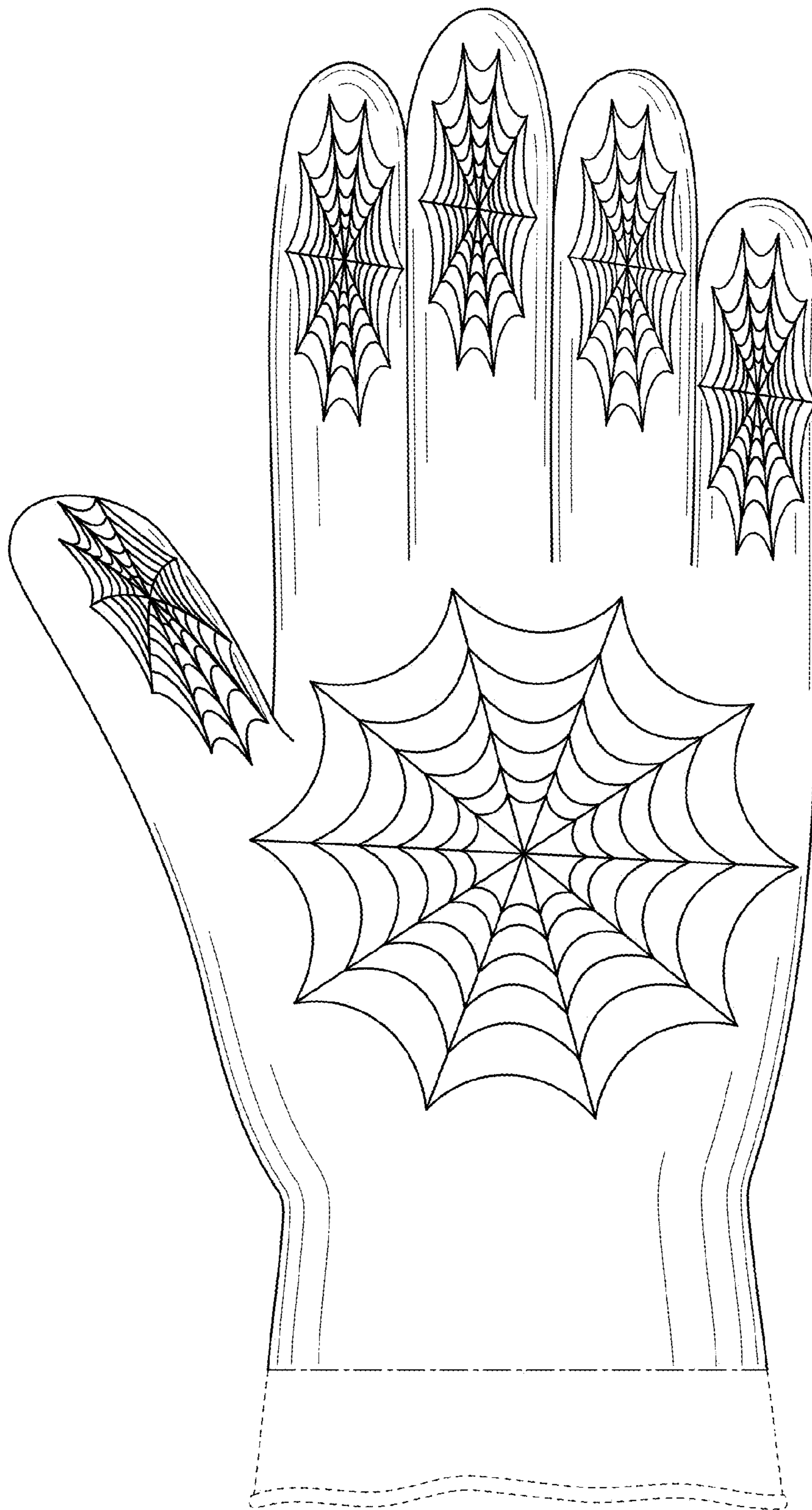


FIG. 20




FIG. 21

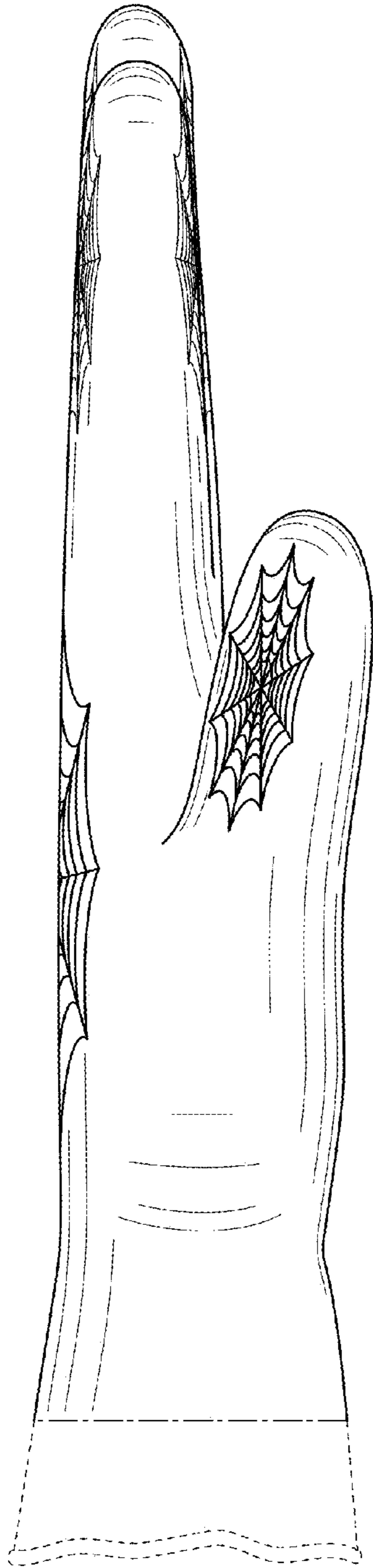


FIG. 22

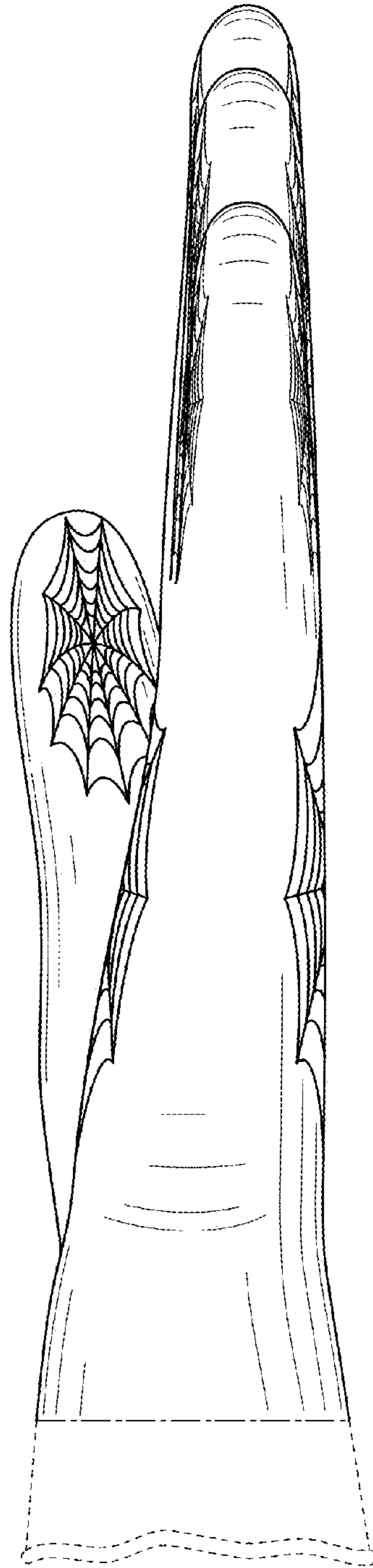


FIG. 23



FIG. 24