



US00D752806S

(12) **United States Design Patent**
Barton

(10) **Patent No.:** **US D752,806 S**
(45) **Date of Patent:** **** Mar. 29, 2016**

(54) **WIND RESISTANT LIGHTER SLEEVE**

(71) Applicant: **Rodney Lee Barton**, Bishop, CA (US)

(72) Inventor: **Rodney Lee Barton**, Bishop, CA (US)

(**) Term: **14 Years**

(21) Appl. No.: **29/442,595**

(22) Filed: **Jun. 6, 2013**

(51) **LOC (10) Cl.** **27-05**

(52) **U.S. Cl.**
USPC **D27/161**

(58) **Field of Classification Search**

USPC D27/139, 142-144, 152, 153, 155, 157,
D27/159-161; 431/132, 144-152, 277, 310,
431/350, 356

CPC F23Q 2/34; F23Q 2/36; F23Q 2/40;
F23Q 2/50; F23Q 3/01

See application file for complete search history.

(56) **References Cited**

U.S. PATENT DOCUMENTS

1,720,460	A *	7/1929	Ament	431/356
1,800,334	A *	4/1931	Aronson	431/310
2,372,238	A *	3/1945	Weston	431/119
2,494,322	A *	1/1950	Ward	431/277
2,505,047	A *	4/1950	Horning	431/310
3,344,266	A *	9/1967	Bramson	362/109
4,640,679	A *	2/1987	Perrin	431/146
4,653,999	A *	3/1987	Dennis et al.	431/146
D297,175	S *	8/1988	Nitta	D27/161
4,846,667	A *	7/1989	Lin	431/151
5,044,933	A *	9/1991	Yang	431/144
D508,295	S *	8/2005	Tadych et al.	D27/183

7,011,515	B1 *	3/2006	Hsu	431/126
D680,683	S *	4/2013	Hancock et al.	D27/161
2006/0105282	A1 *	5/2006	Lang et al.	431/132
2014/0011144	A1 *	1/2014	Hancock et al.	431/350

* cited by examiner

Primary Examiner — Susan Bennett Hattan

Assistant Examiner — Janice Hallmark

(57) **CLAIM**

The ornamental design for a wind resistant lighter sleeve, as shown and described.

DESCRIPTION

FIG. 1 is a perspective view of the bottom, front left side of a wind resistant lighter sleeve showing my new design, the opposite side being a mirror image;

FIG. 2 is a perspective view of the top, rear, left side thereof, the opposite side being a mirror image;

FIG. 3 is a perspective view of the bottom, front thereof;

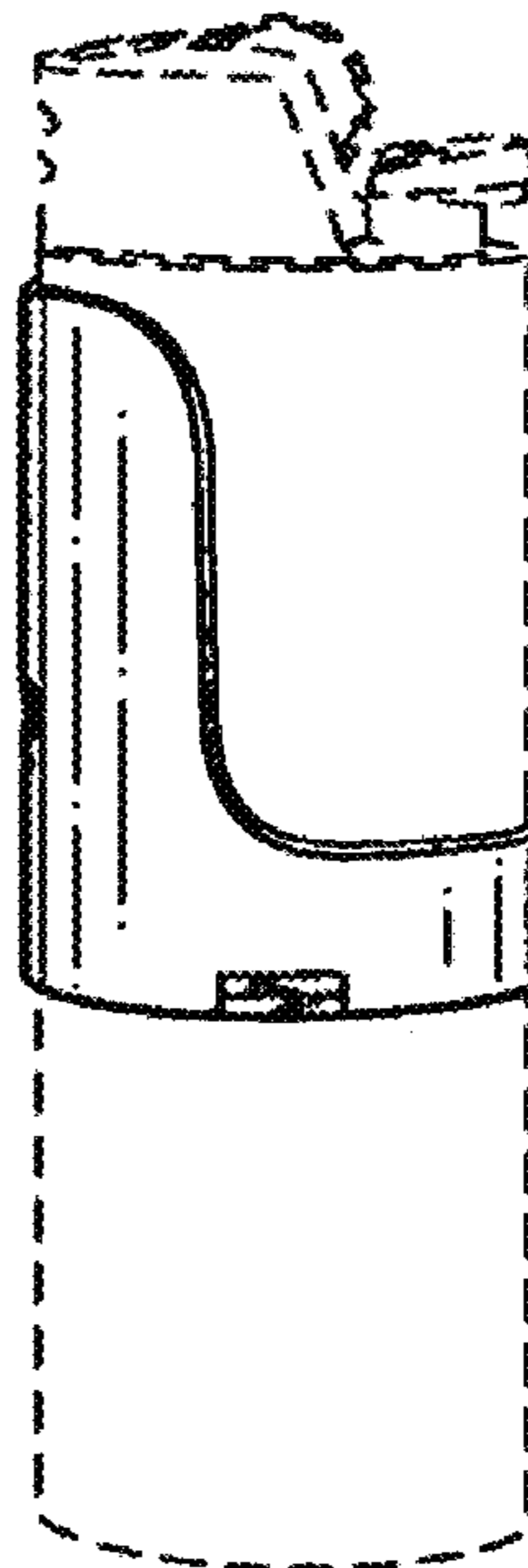
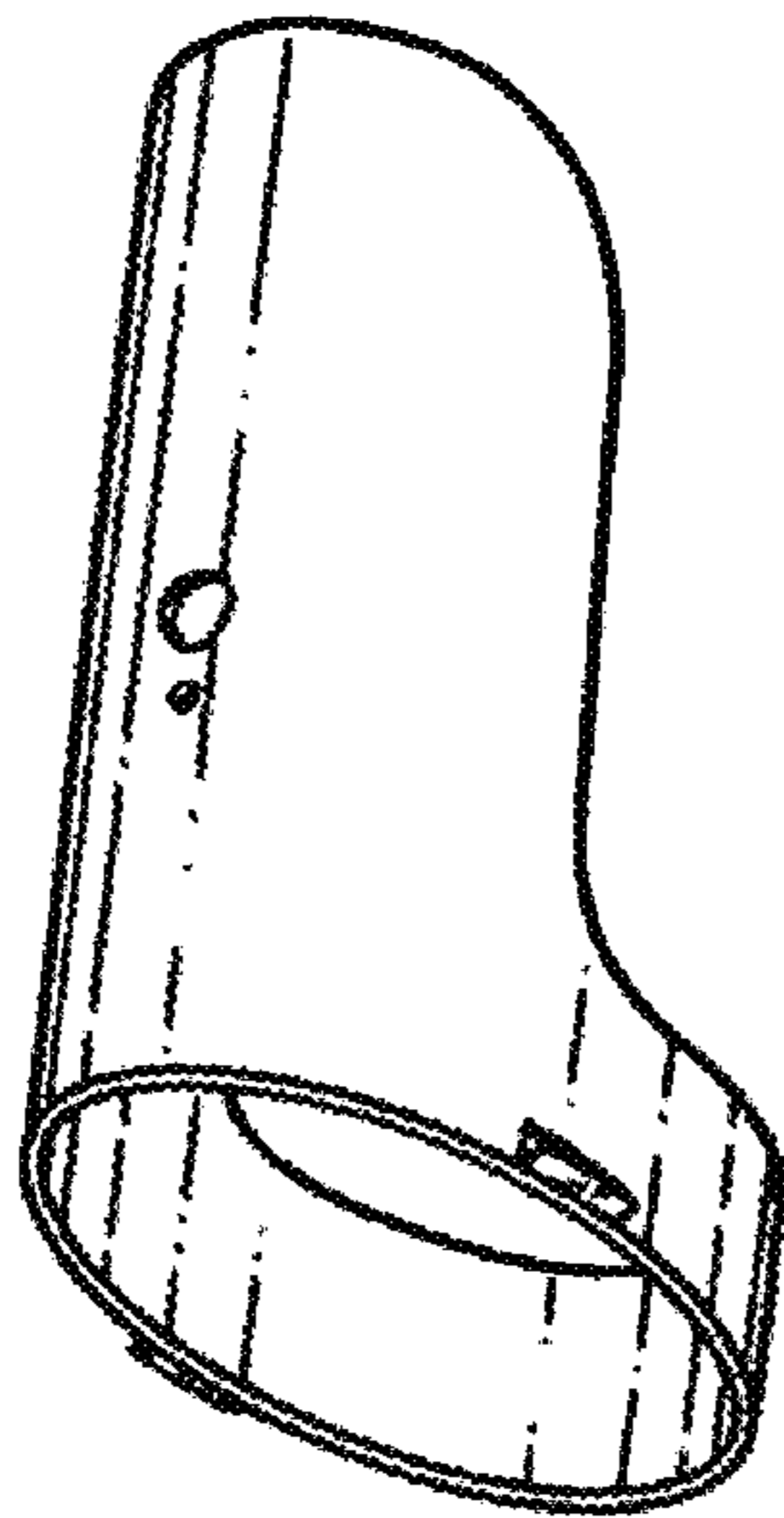
FIG. 4 is a perspective view of the bottom, rear thereof;

FIG. 5 is a left side view thereof, the opposite side being a mirror image, showing the invention in a state of use as applied to a disposable lighter in an undeployed and ready position; and,

FIG. 6 is a left side view thereof, the opposite side being a mirror image, showing the invention in a state of use as applied to a disposable lighter in a deployed position.

The broken lines in the drawings depict a disposable butane lighter that forms no part of the claimed design.

1 Claim, 1 Drawing Sheet



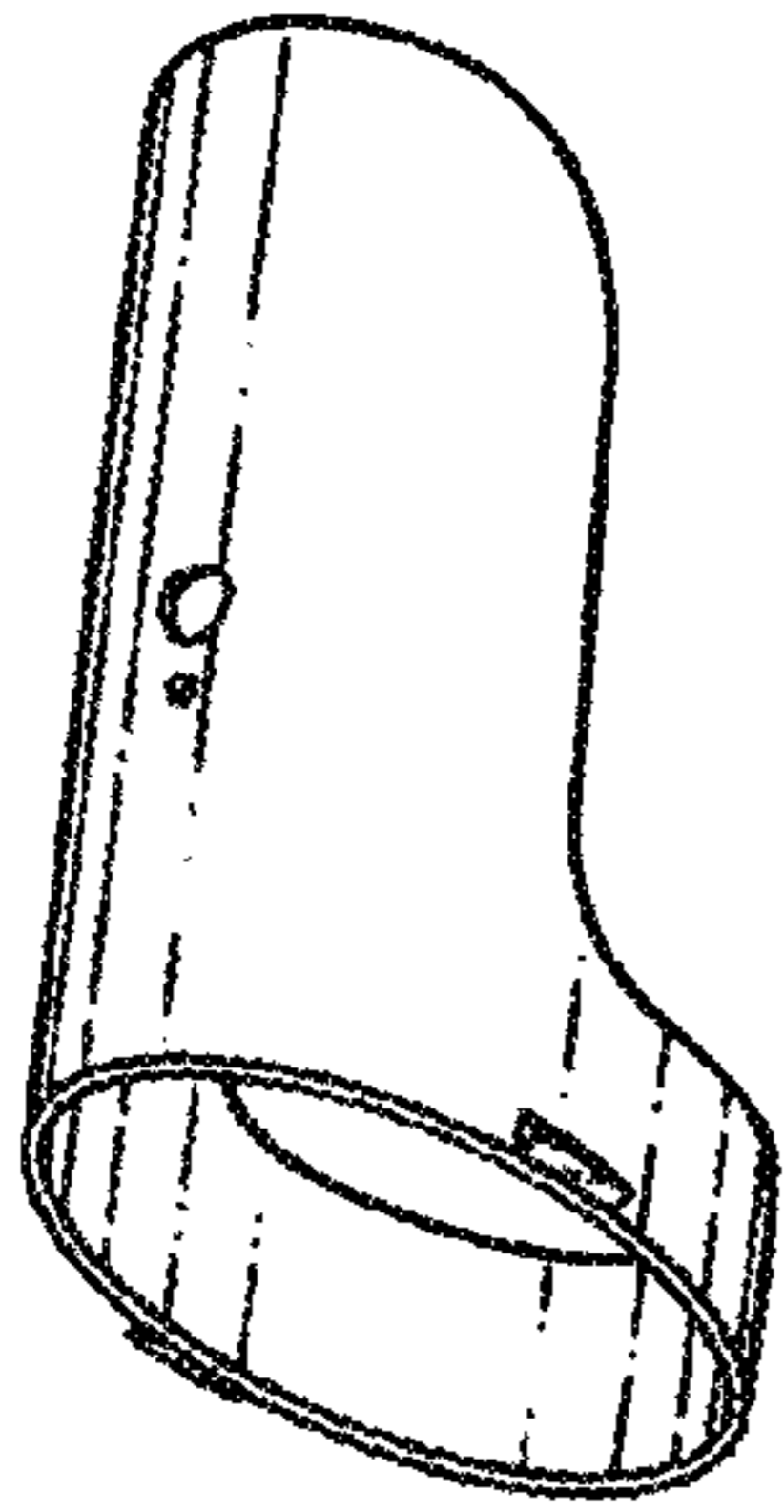


FIG. 1

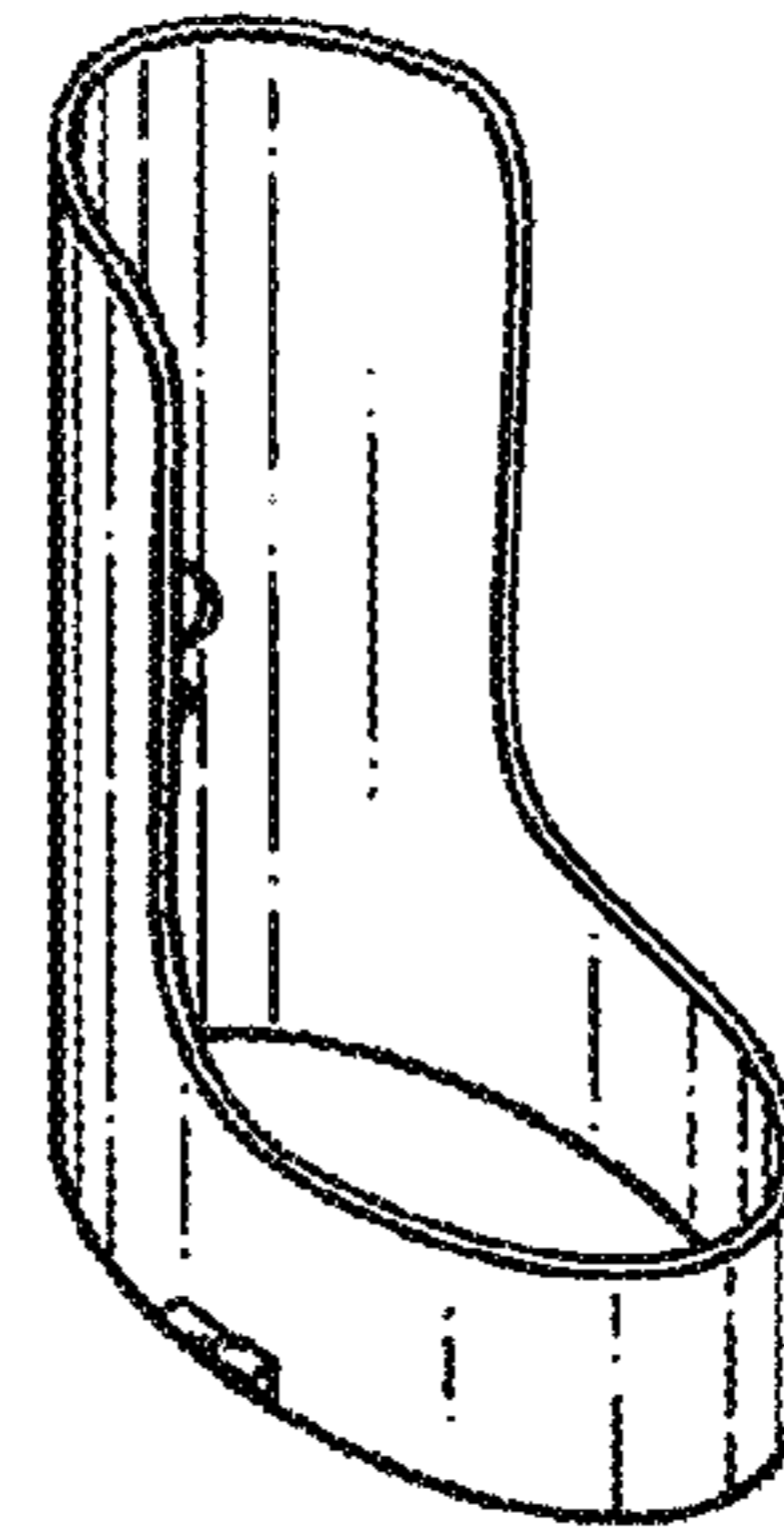


FIG. 2

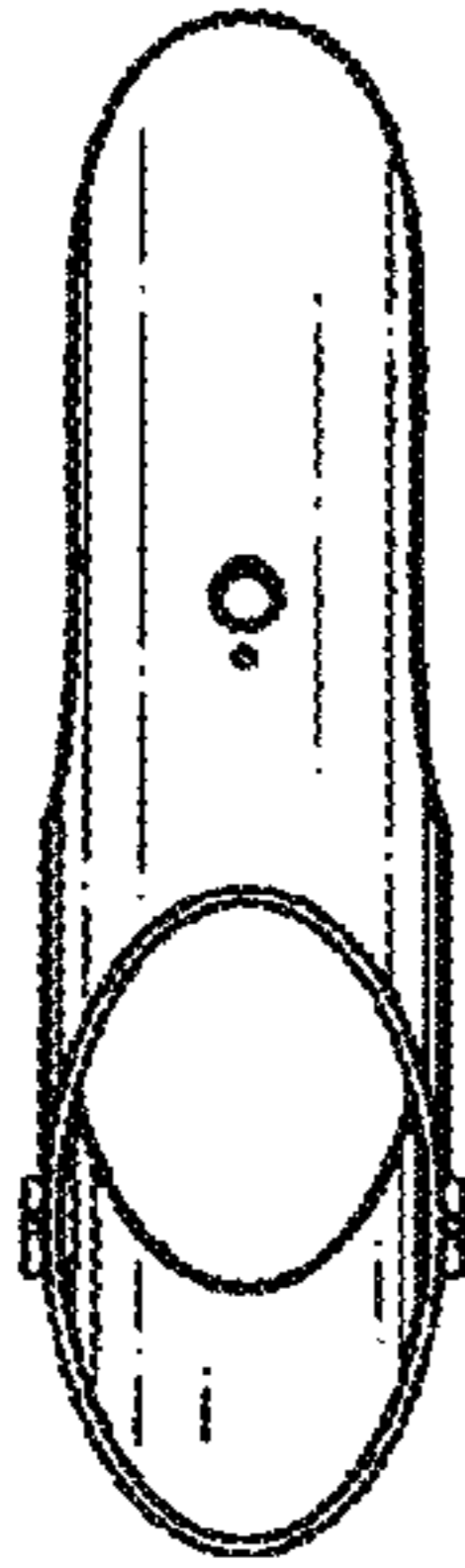


FIG. 3

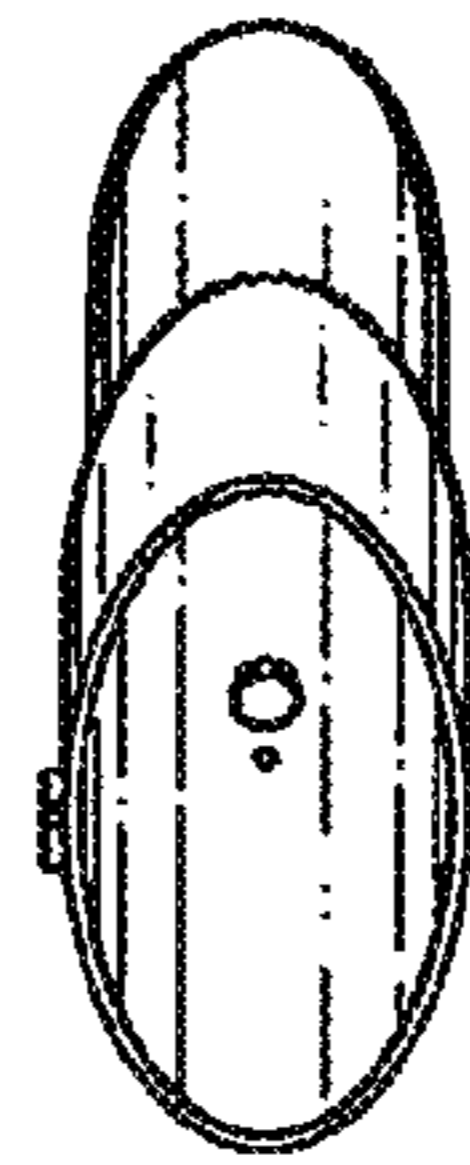


FIG. 4

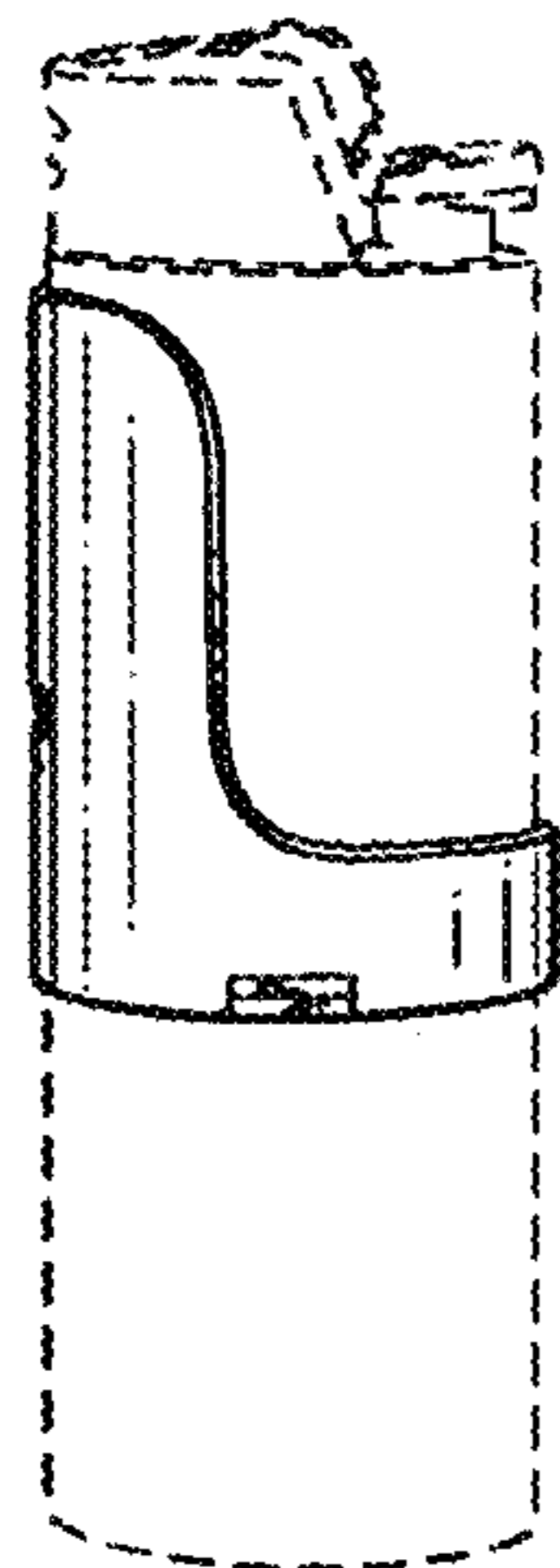


FIG. 5

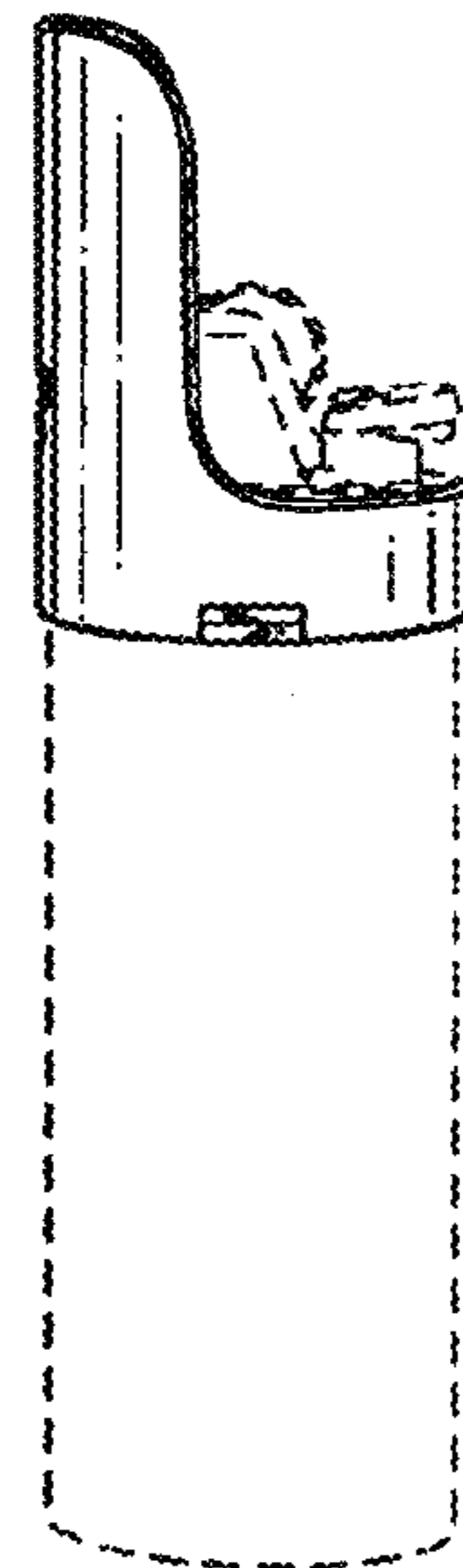


FIG. 6