



US00D752801S

(12) **United States Design Patent**
Martin

(10) **Patent No.:** **US D752,801 S**
(45) **Date of Patent:** **** Mar. 29, 2016**

(54) **LAMP**

(71) Applicant: **Hubbardton Forge LLC**, Castleton, VT
(US)

(72) Inventor: **David Martin**, Brandon, VT (US)

(73) Assignee: **Hubbardton Forge, LLC**, Castleton, VT
(US)

(**) Term: **14 Years**

(21) Appl. No.: **29/509,593**

(22) Filed: **Nov. 19, 2014**

(51) **LOC (10) Cl.** **26-03**

(52) **U.S. Cl.**
USPC **D26/88**

(58) **Field of Classification Search**
USPC D26/72, 80-84, 88-91, 118, 143, 144;
362/147, 404-408, 249.02
CPC F21S 8/028; F21S 8/036; F21S 8/04;
F21S 8/043; F21S 8/046; F21S 8/06; F21S
8/061; F21S 8/063; F21S 8/065; F21S 8/068;
F21V 21/03

See application file for complete search history.

(56) **References Cited**

U.S. PATENT DOCUMENTS

D574,545 S *	8/2008	Baldele	D26/88
D576,336 S *	9/2008	Bourotte	D26/83
D587,392 S *	2/2009	Sabernig	D26/84
D595,007 S *	6/2009	Sabernig	D26/85
D638,982 S *	5/2011	Friedman	D26/118
D648,059 S *	11/2011	Fisher	D26/118
D674,954 S *	1/2013	Sonneman	D26/88
D674,955 S *	1/2013	Sonneman	D26/88
D684,294 S *	6/2013	Goodson	D26/118
D694,943 S *	12/2013	Sonneman	D26/88
D711,038 S *	8/2014	Barovier	D26/83
D727,551 S *	4/2015	Clark	D26/88

* cited by examiner

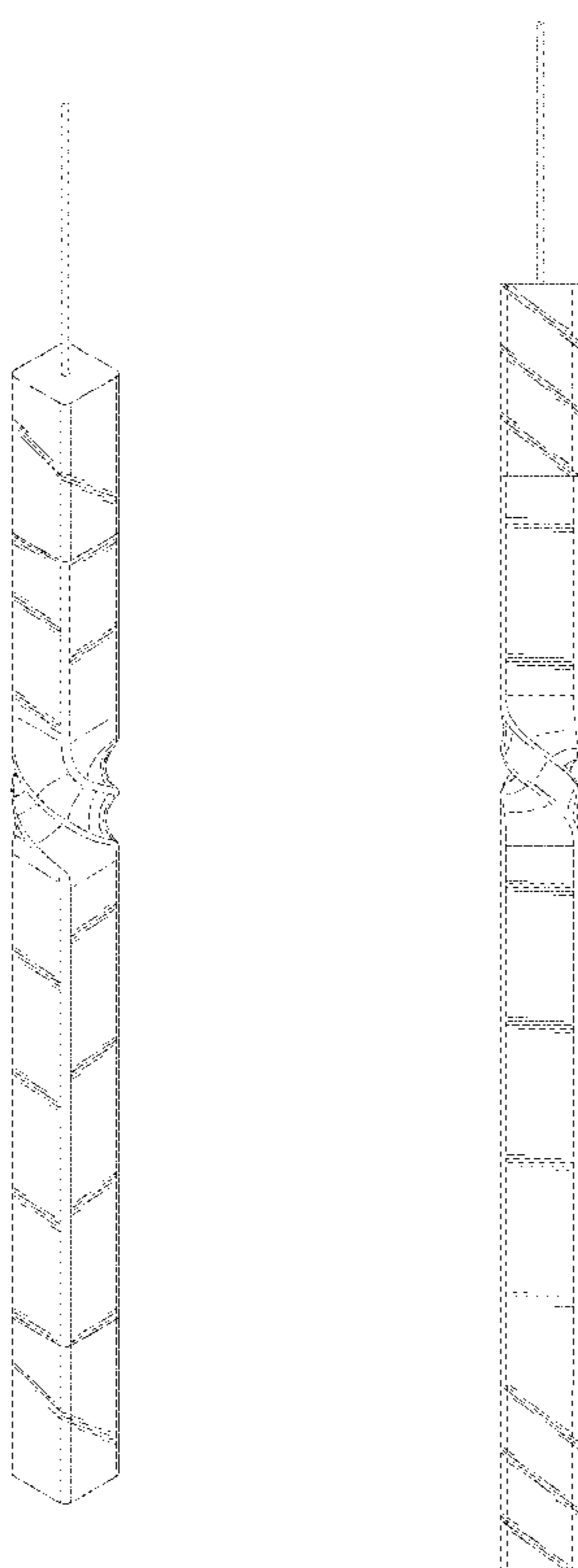
Primary Examiner — Clare E Heflin

(57) **CLAIM**
The ornamental design for a lamp, as shown.

DESCRIPTION

FIG. 1 is a perspective view of the lamp according to the present invention;
FIG. 2 is a front view of the lamp thereof;
FIG. 3 is a back view of the lamp thereof;
FIG. 4 is a left view of the lamp thereof;
FIG. 5 is a right view of the lamp thereof;
FIG. 6 is a top view of the lamp thereof; and,
FIG. 7 is a bottom view of the lamp thereof.
The broken lines shown on the drawings depict a support member for the lamp that forms no part of the claimed design.

1 Claim, 4 Drawing Sheets



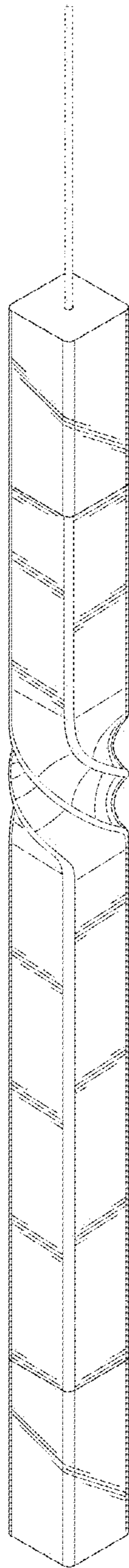


FIG. 1

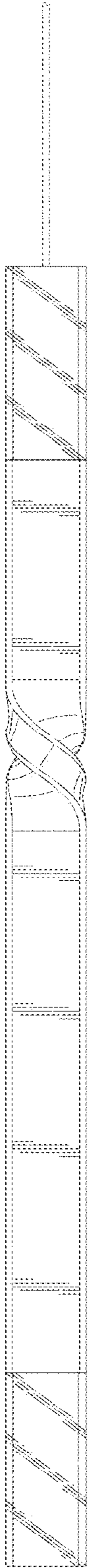


FIG. 2

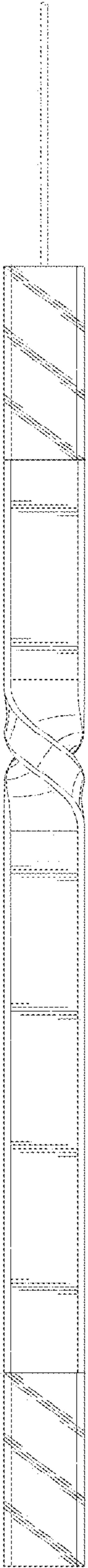


FIG. 3

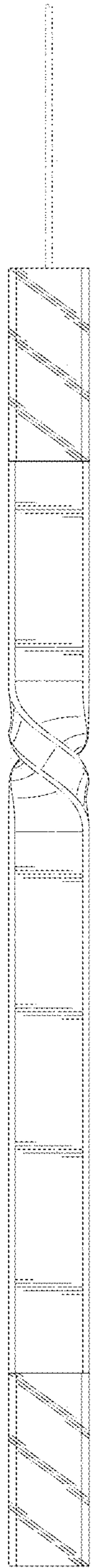


FIG. 4



FIG. 5

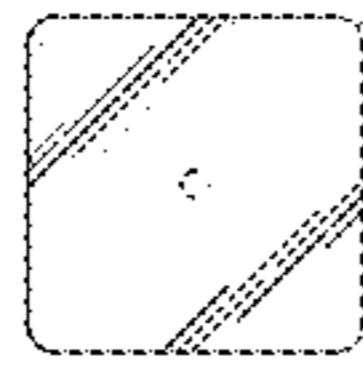


FIG. 6

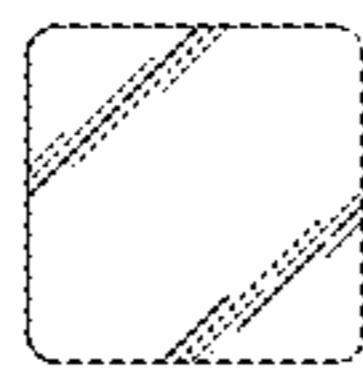


FIG. 7