



US00D752799S

(12) **United States Design Patent**  
**Righetto**

(10) **Patent No.:** **US D752,799 S**

(45) **Date of Patent:** **\*\* Mar. 29, 2016**

(54) **OUTDOOR LIGHTING FIXTURE**  
(71) Applicant: **Schreder, S.A.**, Brussels (BE)  
(72) Inventor: **Fabio Righetto**, Sao Paulo (BR)  
(73) Assignee: **Schreder, S.A.**, Brussels (BE)  
(\*\*) Term: **14 Years**

(21) Appl. No.: **29/519,001**

(22) Filed: **Mar. 2, 2015**

(30) **Foreign Application Priority Data**

Aug. 28, 2014 (EM) ..... 002526764-0002

(51) **LOC (10) Cl.** ..... **26-05**

(52) **U.S. Cl.**  
USPC ..... **D26/70; D26/67**

(58) **Field of Classification Search**  
USPC ..... D26/63, 67-70  
CPC ..... F21S 6/004; F21S 6/005; F21S 8/08;  
F21S 8/081; F21S 8/083; F21S 8/088; F21S  
9/03; F21S 9/032; F21S 9/035; F21S 9/037;  
F21W 2131/109; F21W 2111/023; F21V  
21/0824

See application file for complete search history.

(56) **References Cited**

**U.S. PATENT DOCUMENTS**

D208,719 S \* 9/1967 de Vos ..... D26/67  
D210,798 S \* 4/1968 Hewson ..... D26/67

D218,985 S \* 10/1970 Anderson ..... D26/67  
D527,133 S \* 8/2006 Hon ..... D26/67  
D571,494 S \* 6/2008 Friedman ..... D26/67  
D573,289 S \* 7/2008 Xu ..... D26/67  
D617,485 S \* 6/2010 Hamilton ..... D26/67  
D623,337 S \* 9/2010 Zheng ..... D26/67  
D634,872 S \* 3/2011 Guercio ..... D26/69  
D738,556 S \* 9/2015 Macura ..... D26/67  
D739,066 S \* 9/2015 Macura ..... D26/67  
D739,067 S \* 9/2015 Macura ..... D26/67  
D739,589 S \* 9/2015 Macura ..... D26/67

\* cited by examiner

*Primary Examiner* — Clare E Heflin

(74) *Attorney, Agent, or Firm* — Kirschstein, Israel, Schiffmiller & Pieroni, P.C.

(57) **CLAIM**

The ornamental design for an outdoor lighting fixture, as shown and described.

**DESCRIPTION**

FIG. 1 is a perspective view of an outdoor lighting fixture as seen from above according to my new design.

FIG. 2 is a top plan view thereof.

FIG. 3 is a front elevational view thereof.

FIG. 4 is a right side elevational view thereof, the left side being a mirror image.

FIG. 5 is a rear elevational view thereof.

FIG. 6 is a bottom plan view thereof; and,

FIG. 7 is a perspective view thereof as seen from below.

The broken lines shown on the drawings depict portions of the outdoor lighting fixture that form no part of the claimed design.

**1 Claim, 4 Drawing Sheets**

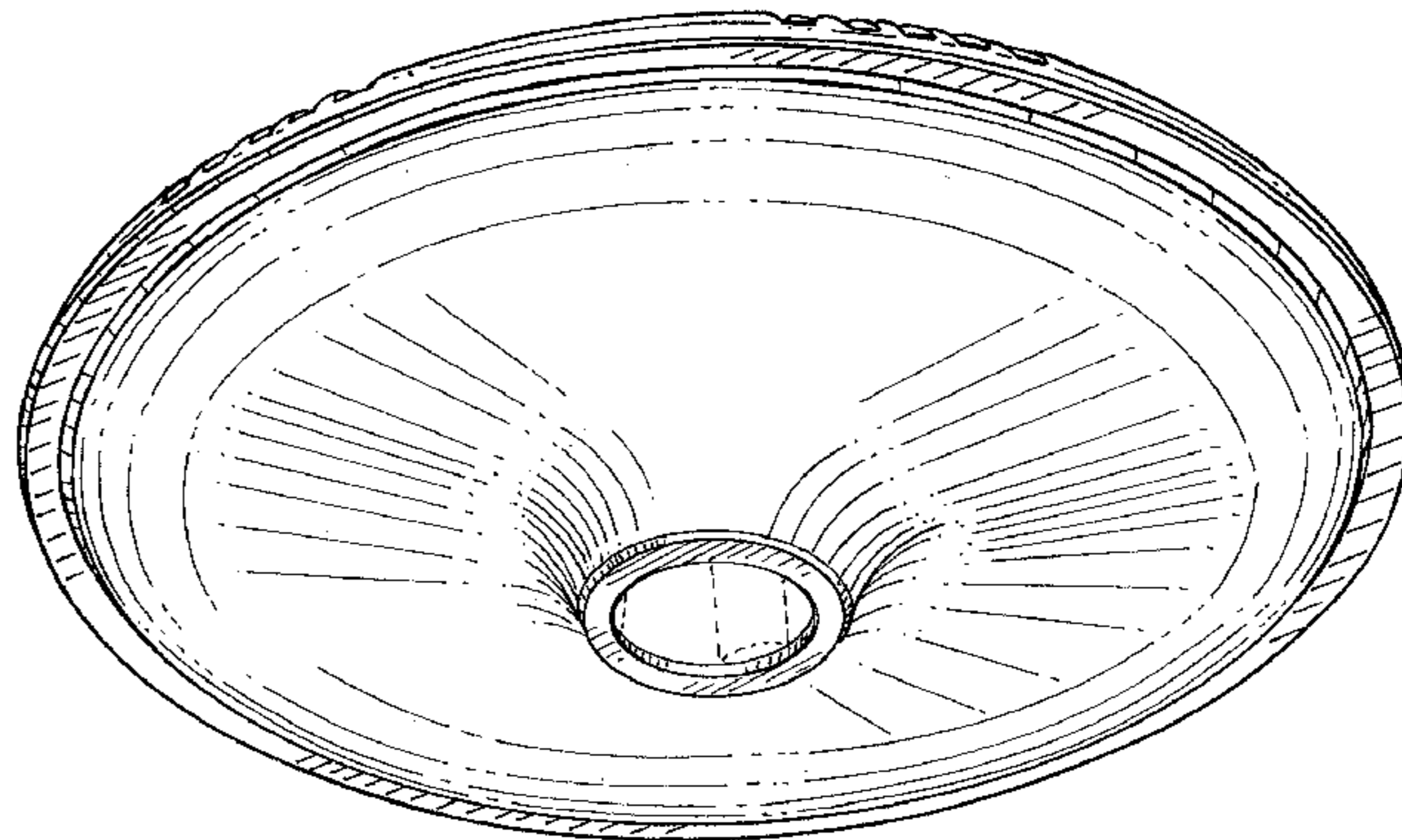
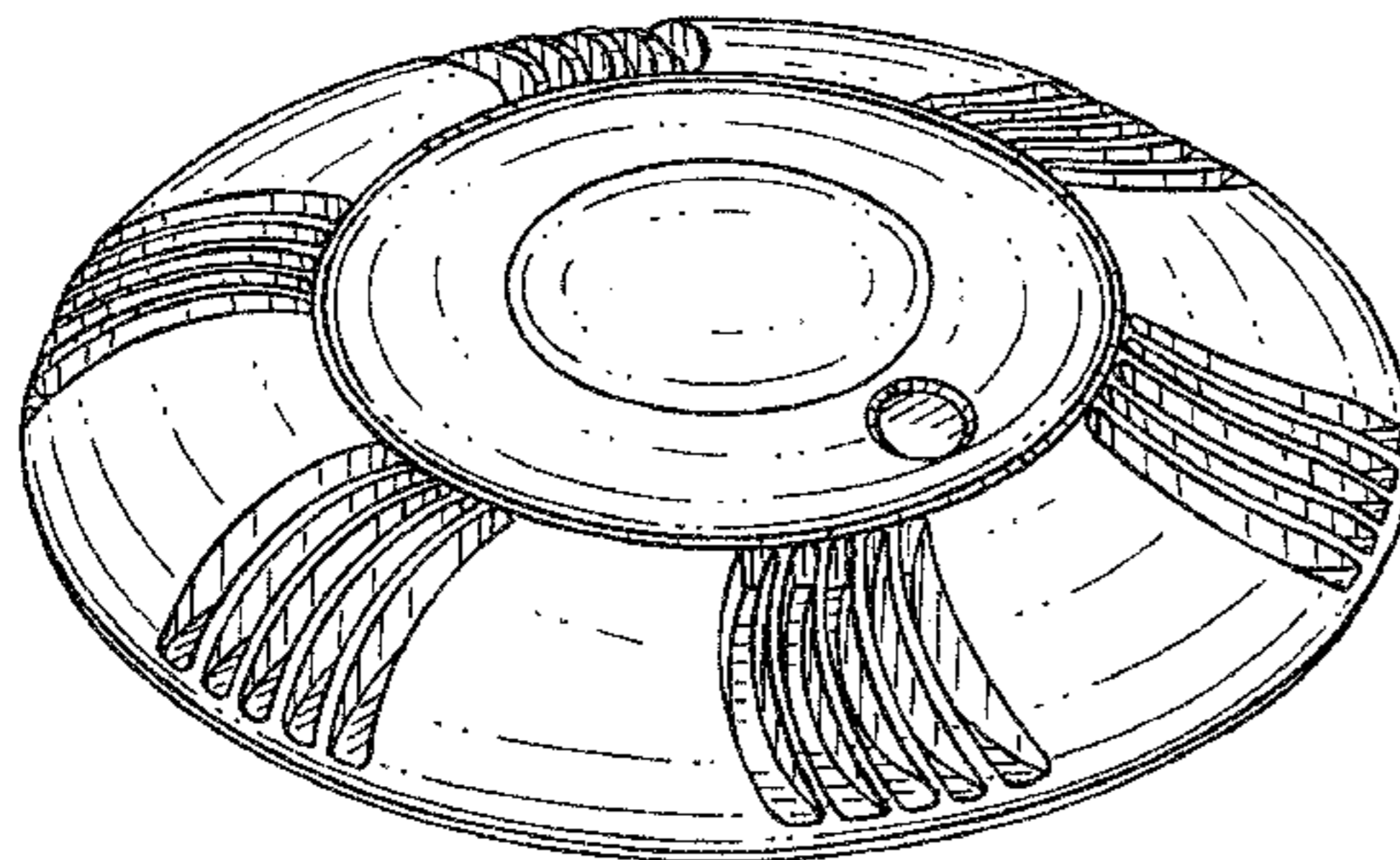


FIG. 1

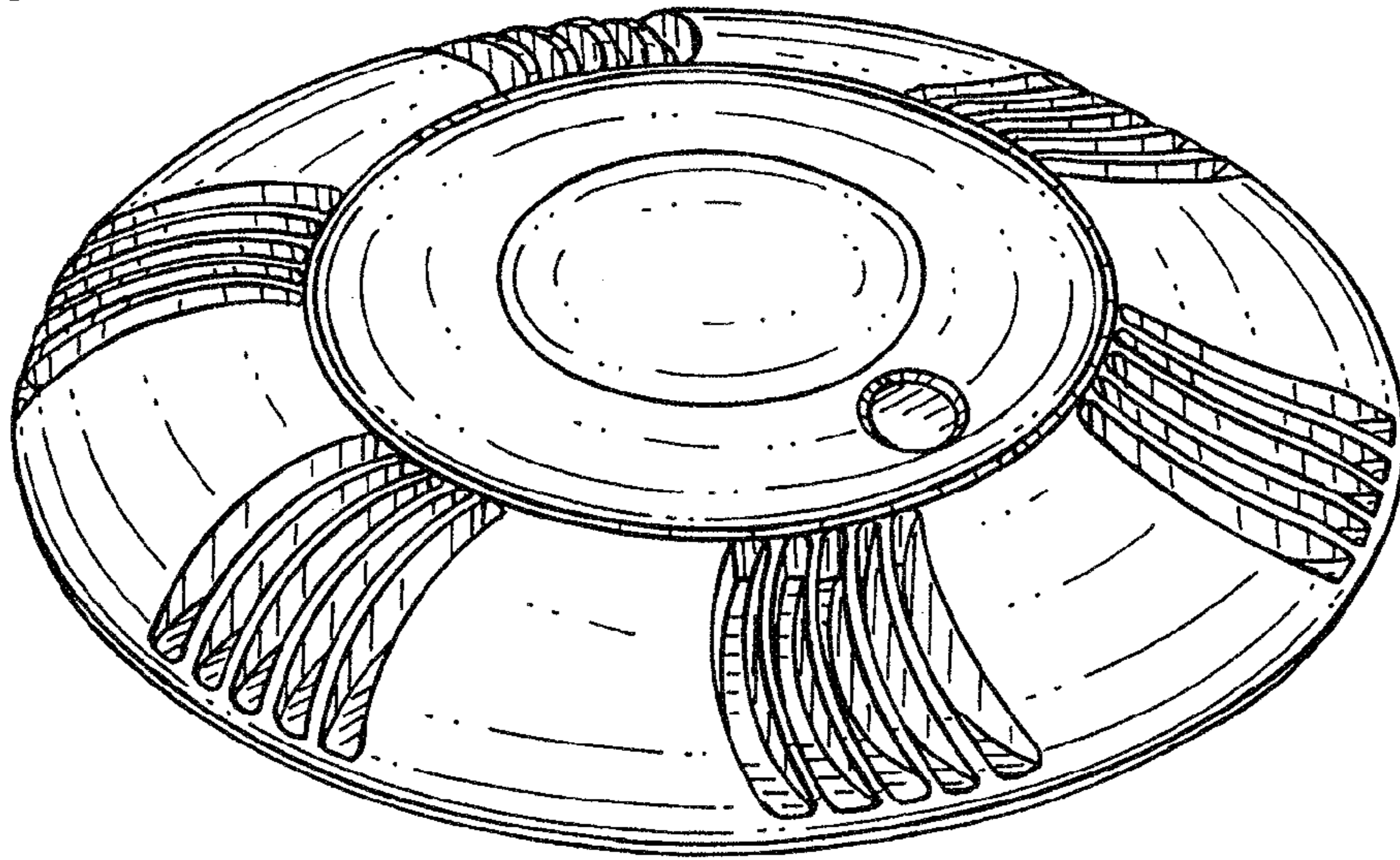


FIG. 4

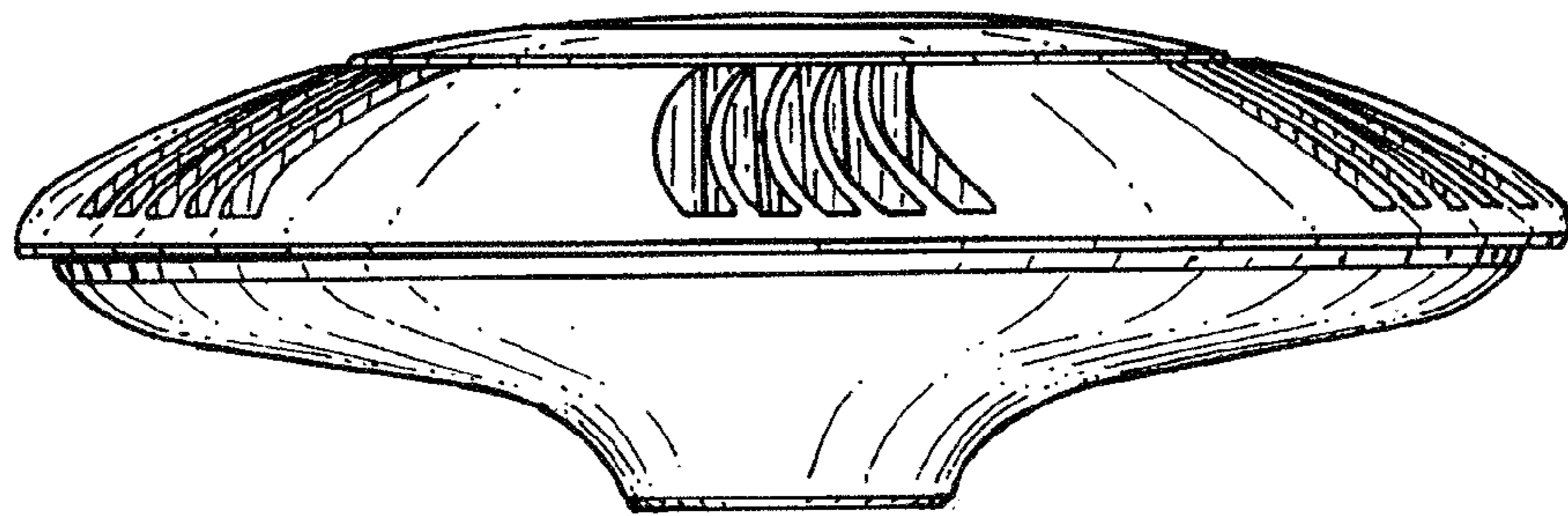




FIG. 2

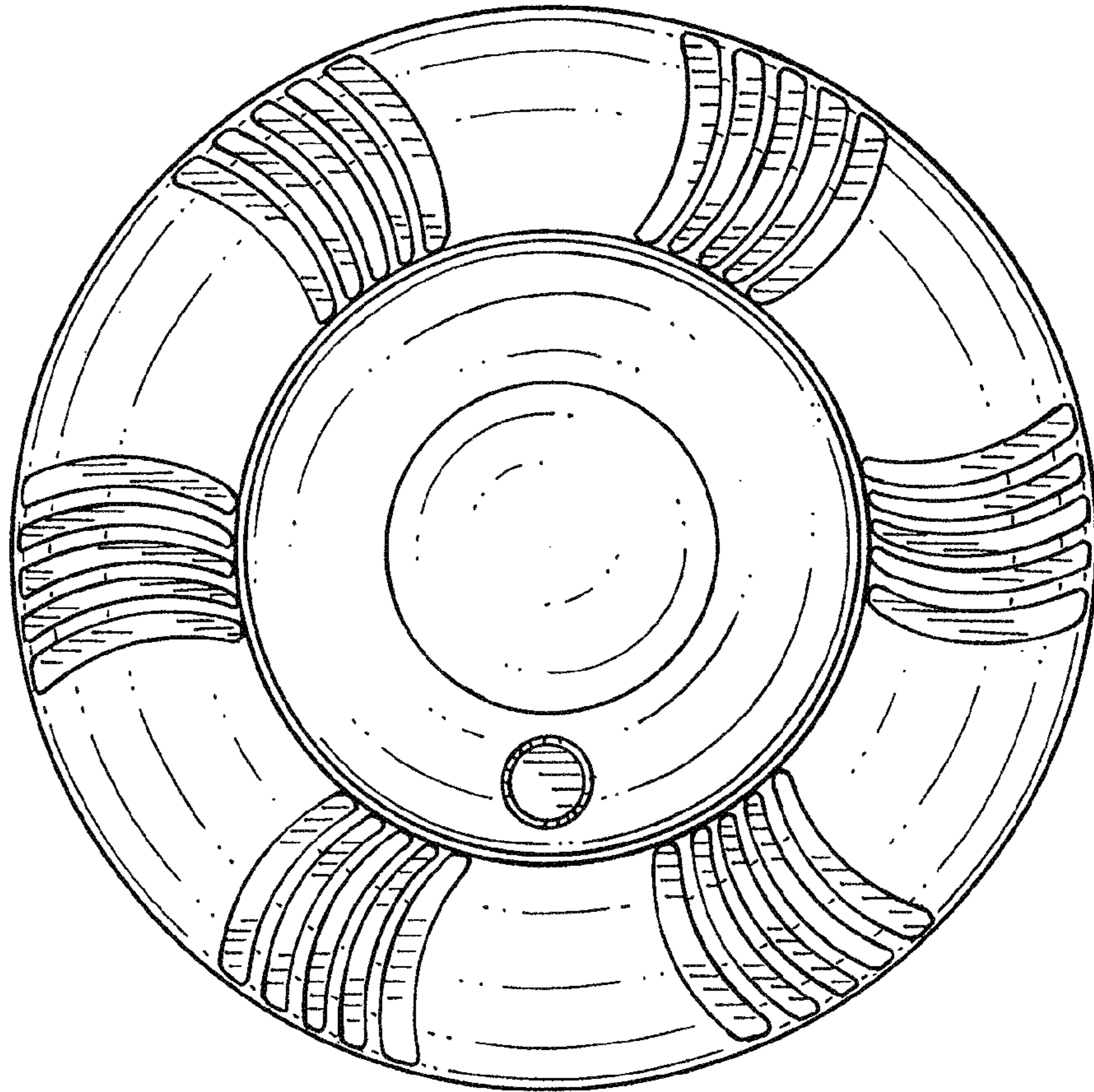


FIG. 3

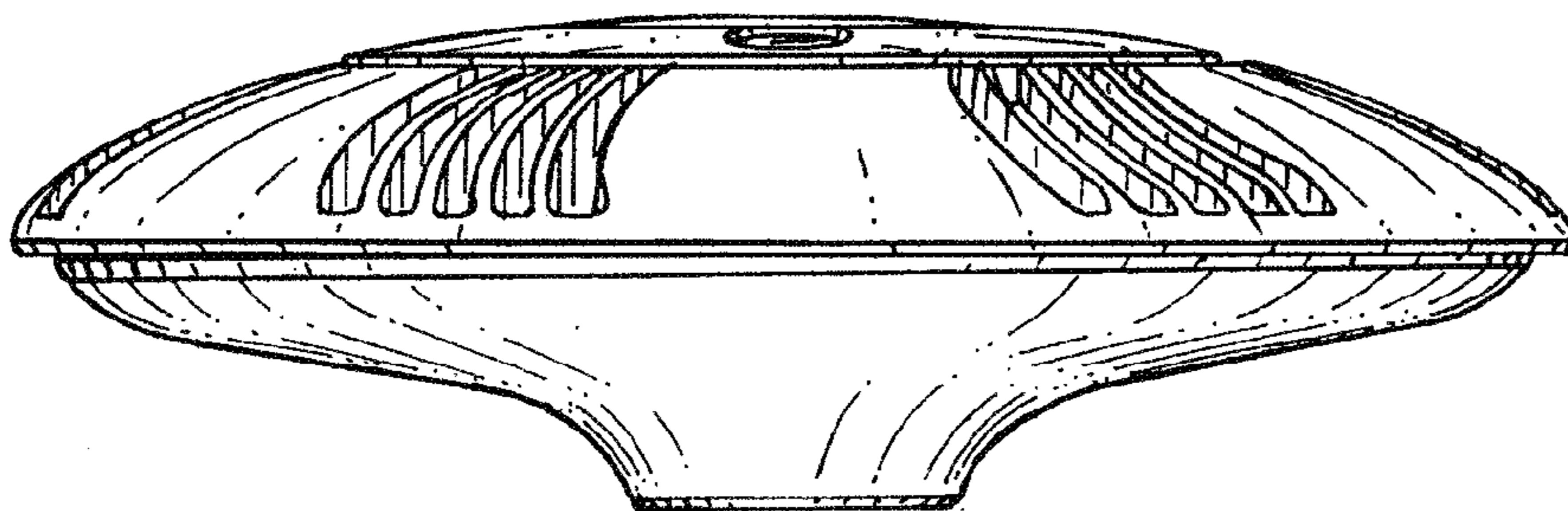


FIG. 5





FIG. 6



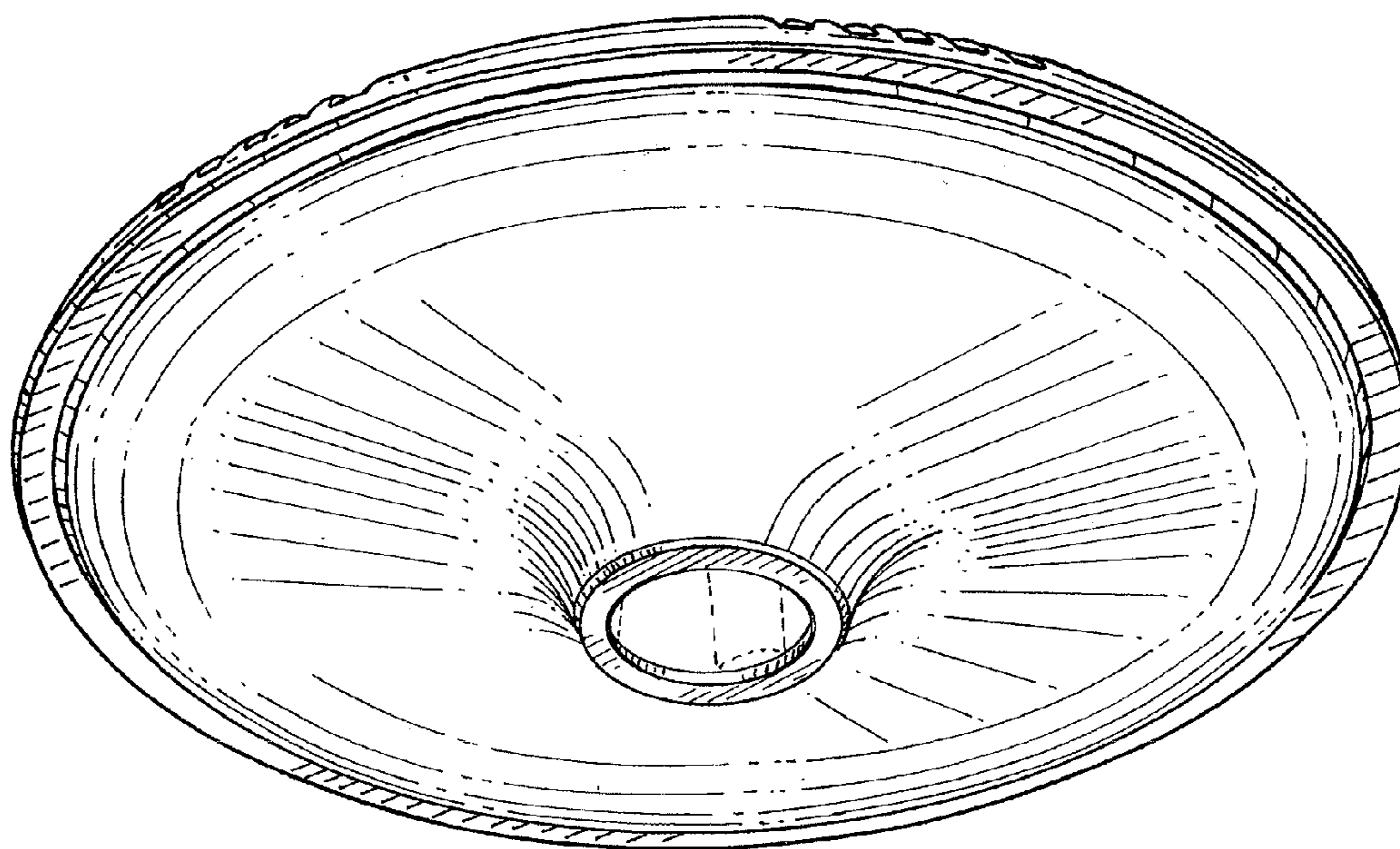


FIG. 7