



US00D752767S

(12) **United States Design Patent**  
**Stock**

(10) **Patent No.:** **US D752,767 S**  
(45) **Date of Patent:** **\*\* Mar. 29, 2016**

- (54) **FASCIAL TOOL**
- (71) Applicant: **Brant Stock**, West Valley City, UT (US)
- (72) Inventor: **Brant Stock**, West Valley City, UT (US)
- (\*\*) Term: **15 Years**
- (21) Appl. No.: **29/528,394**
- (22) Filed: **May 28, 2015**
- (51) **LOC (10) Cl.** ..... **28-03**
- (52) **U.S. Cl.**  
USPC ..... **D24/214**
- (58) **Field of Classification Search**  
USPC ..... D24/200, 206, 209, 211, 212, 214, 215;  
D4/102, 127; D19/103; D21/400;  
D8/107, 300, 303, 312, 313, 315;  
D30/156  
CPC ..... A61H 7/00; A61H 7/001; A61H 7/003;  
A61H 7/004; A61H 7/005; A61H 7/007;  
A61H 7/008; A61H 15/00; A61H 15/0078;  
A61H 15/0085; A61H 2015/0007; A61H  
2015/0042; A61H 2015/005; A61H  
2015/0071; A61H 39/002; A61H 2201/10;  
A61H 15/0092; A61H 2201/0153; A61H  
2201/1253; A61H 2205/022; A61H  
2015/0014; A61N 1/18; A61N 2007/0034;  
A61N 2005/0644; A61N 2005/0662; A61N  
5/0616; A61B 18/203; A61B 2018/00452;  
A61B 2017/00747; Y10S 601/01; Y10S  
601/03; Y10S 601/04; Y10S 601/05; Y10S  
601/14; Y10S 601/15  
See application file for complete search history.

(56) **References Cited**

**U.S. PATENT DOCUMENTS**

- D36,878 S \* 4/1904 Seeger ..... D19/903
- 4,345,757 A \* 8/1982 Lo Voi ..... A61H 15/0092  
482/132
- D322,022 S \* 12/1991 Cunningham ..... D8/303
- D347,898 S \* 6/1994 Belcher ..... D24/200
- D360,007 S \* 7/1995 Farr ..... D21/400
- 5,709,705 A \* 1/1998 Belcher ..... A61H 15/0092  
601/120
- D416,652 S \* 11/1999 Martin ..... D30/156

- D438,056 S \* 2/2001 Lai ..... D7/401.2
- D448,646 S \* 10/2001 Sargentelli ..... D8/303
- D623,310 S \* 9/2010 Cheng ..... D24/211
- D629,896 S \* 12/2010 Horton ..... D24/133
- D682,067 S \* 5/2013 Tillet ..... D8/107
- D721,440 S \* 1/2015 Pursel ..... D24/214
- D723,710 S \* 3/2015 Ishibashi ..... D24/215
- D741,485 S \* 10/2015 Gerhardt ..... D24/147
- D742,026 S \* 10/2015 Pursel ..... D24/214

(Continued)

**OTHER PUBLICATIONS**

The Big Stick Muscle Fitness Health DC-3000. Amazon.com. First review posted on Oct. 28, 2009 [retrieved on Dec. 21, 2015]. Retrieved from the Internet: URL <[http://www.amazon.com/The-Stick-Massager-Fitness-DC-3000/dp/B000BKPYUK/ref=pd\\_sim\\_200\\_6?ie=UTF8&dpID=11MG9nTM1EL&dpSrc=sims&preST=\\_AC\\_UL200\\_SR160%2C200\\_&refRID=035FM4ZAXBMZSGJKAXC9](http://www.amazon.com/The-Stick-Massager-Fitness-DC-3000/dp/B000BKPYUK/ref=pd_sim_200_6?ie=UTF8&dpID=11MG9nTM1EL&dpSrc=sims&preST=_AC_UL200_SR160%2C200_&refRID=035FM4ZAXBMZSGJKAXC9)>.\*

(Continued)

*Primary Examiner* — Catheri Oliver-Garcia  
*Assistant Examiner* — Rebekah Caruso

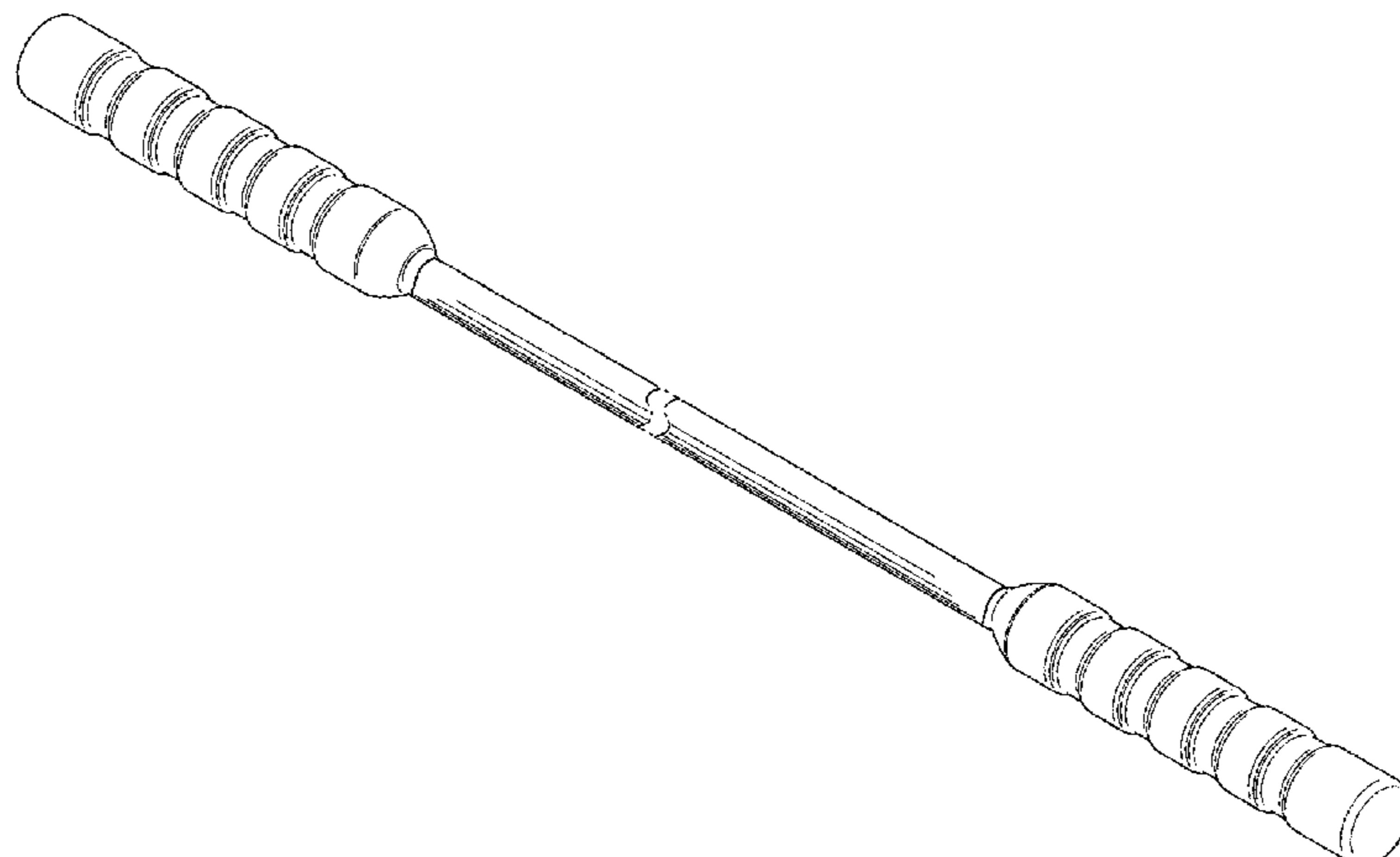
(57) **CLAIM**

The ornamental design for a fascial tool, as shown and described.

**DESCRIPTION**

FIG. 1 is a perspective view of a fascial tool; FIG. 2 is a front elevation view thereof, the rear elevation view being a mirror image thereof; FIG. 3 is a left elevation view thereof, the right elevation view being a mirror image thereof; FIG. 4 is a top plan view thereof; FIG. 5 is a bottom plan view thereof; and, FIG. 6 is a cross section view shown along line 6-6 of FIG. 2. The cutaway symbols illustrated in break lines in the drawings indicate a symbolic break in the length of the design for the fascial tool indicating no particular length. The appearance of any portion of the article between the break lines forms no part of the claimed design.

**1 Claim, 2 Drawing Sheets**



(56)

**References Cited**

2013/0296750 A1\* 11/2013 Pursel ..... A61H 99/00  
601/137

U.S. PATENT DOCUMENTS

2008/0200851 A1\* 8/2008 Faussett ..... A61H 15/0092  
601/119  
2011/0245741 A1\* 10/2011 L'Homme ..... A61H 15/0085  
601/120  
2013/0035616 A1\* 2/2013 Wu ..... A61H 7/003  
601/6

OTHER PUBLICATIONS

Facial Hair Remover. Datasheet [online]. Epicare, 2006. [retrieved on  
Dec. 21, 2015]. Retrieved from the Internet: URL <http://www.epicare.co.nz/index.htm>>.\*

\* cited by examiner

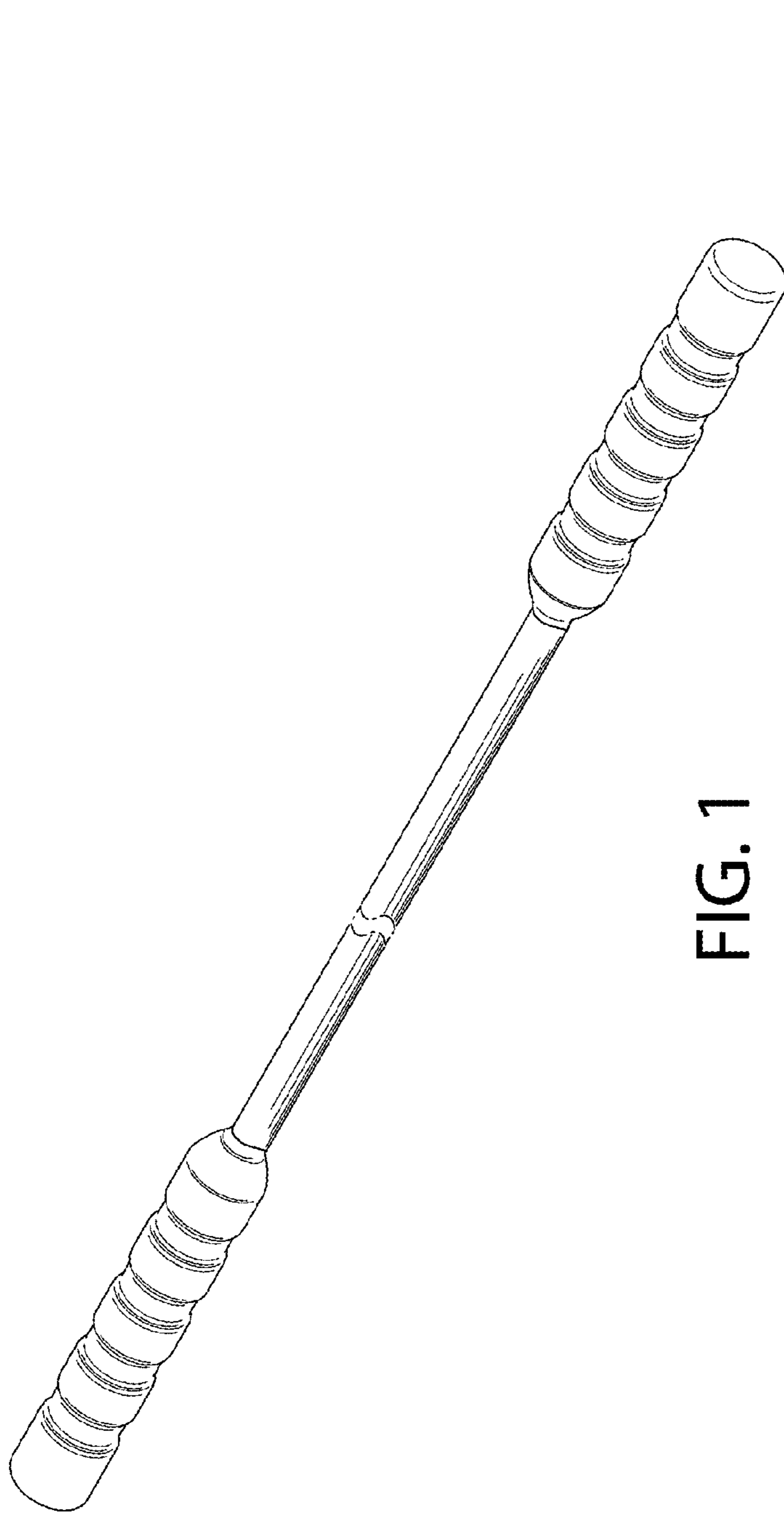


FIG. 1

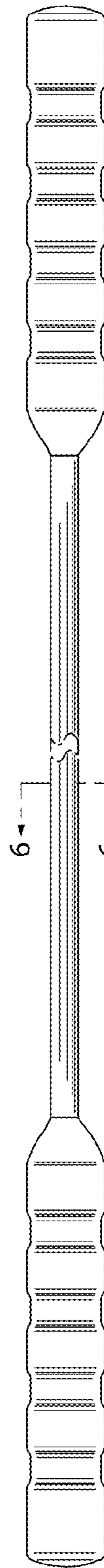


FIG. 2

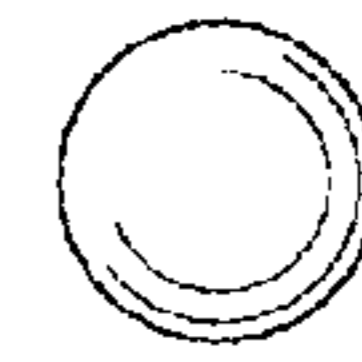


FIG. 3

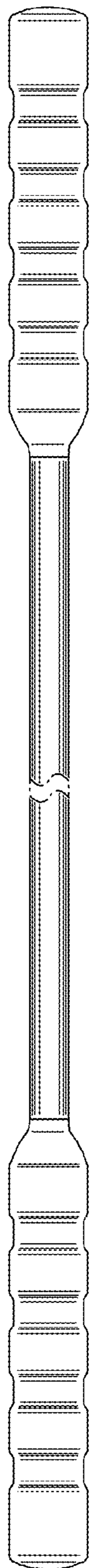


FIG. 4

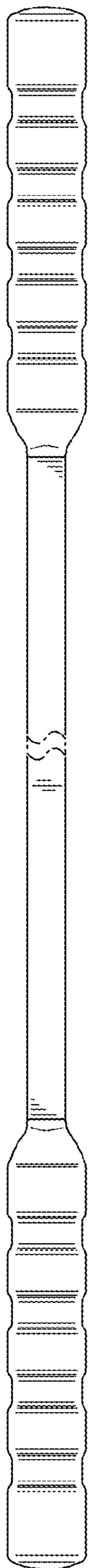


FIG. 5



FIG. 6