



US00D752758S

(12) **United States Design Patent**  
**Chung**

(10) **Patent No.:** **US D752,758 S**  
(45) **Date of Patent:** **\*\* Mar. 29, 2016**

- (54) **BLOOD GLUCOSE METER**
- (71) Applicant: **SAMSUNG ELECTRONICS CO., LTD.**, Suwon-si (KR)
- (72) Inventor: **Yeon-Moo Chung**, Seoul (KR)
- (73) Assignee: **SAMSUNG ELECTRONICS CO., LTD.** (KR)
- (\*\*) Term: **14 Years**
- (21) Appl. No.: **29/483,245**
- (22) Filed: **Feb. 26, 2014**
- (30) **Foreign Application Priority Data**

Sep. 11, 2013 (KR) ..... 30-2013-0046871

- (51) **LOC (10) Cl.** ..... **24-01**
- (52) **U.S. Cl.**

USPC ..... **D24/169**

(58) **Field of Classification Search**

USPC ..... D24/169, 186; D10/81; D14/485-495,  
D14/138 R-138 G; 715/700-867, 961-978;  
600/301, 365

CPC ... G06F 3/04817; G06F 3/0482; G06F 15/02;  
G06F 15/0283

See application file for complete search history.

(56) **References Cited**

**U.S. PATENT DOCUMENTS**

- D601,538 S \* 10/2009 Hong ..... D14/138 G
- D626,437 S \* 11/2010 Lee et al. .... D10/65
- D638,003 S \* 5/2011 Chen ..... D14/242

- D640,663 S \* 6/2011 Arnholt et al. .... D14/138 G
- D663,421 S \* 7/2012 Steiner et al. .... D24/169
- D665,762 S \* 8/2012 Fujimura et al. .... D14/138 G
- D667,400 S \* 9/2012 Van Den Nieuwenhuizen  
et al. .... D14/341
- D684,553 S \* 6/2013 Kim et al. .... D14/138 G
- D693,786 S \* 11/2013 Choi ..... D14/138 AA
- D695,251 S \* 12/2013 Lee ..... D14/138 G
- D696,405 S \* 12/2013 Koski et al. .... D24/169
- D701,851 S \* 4/2014 Bae et al. .... D14/138 G
- 8,761,941 B2 \* 6/2014 Batman et al. .... 700/266
- 2010/0249965 A1 \* 9/2010 Rao et al. .... 700/94
- 2011/0257533 A1 \* 10/2011 Nishiyama ..... 600/476
- 2012/0226117 A1 \* 9/2012 Lamego et al. .... 600/316

\* cited by examiner

*Primary Examiner* — Anhdao Doan

(74) *Attorney, Agent, or Firm* — Cantor Colburn LLP

(57) **CLAIM**

The ornamental design for a blood glucose meter, as shown and described.

**DESCRIPTION**

FIG. 1 is a front perspective view of a blood glucose meter showing my new design;

FIG. 2 is a front view thereof;

FIG. 3 is a rear view thereof;

FIG. 4 is a side view thereof;

FIG. 5 is another side view thereof;

FIG. 6 is a top view thereof; and,

FIG. 7 is a bottom view thereof.

The broken lines illustrating portions of the blood glucose meter are for environmental purposes only and form no part of the claimed design.

**1 Claim, 5 Drawing Sheets**

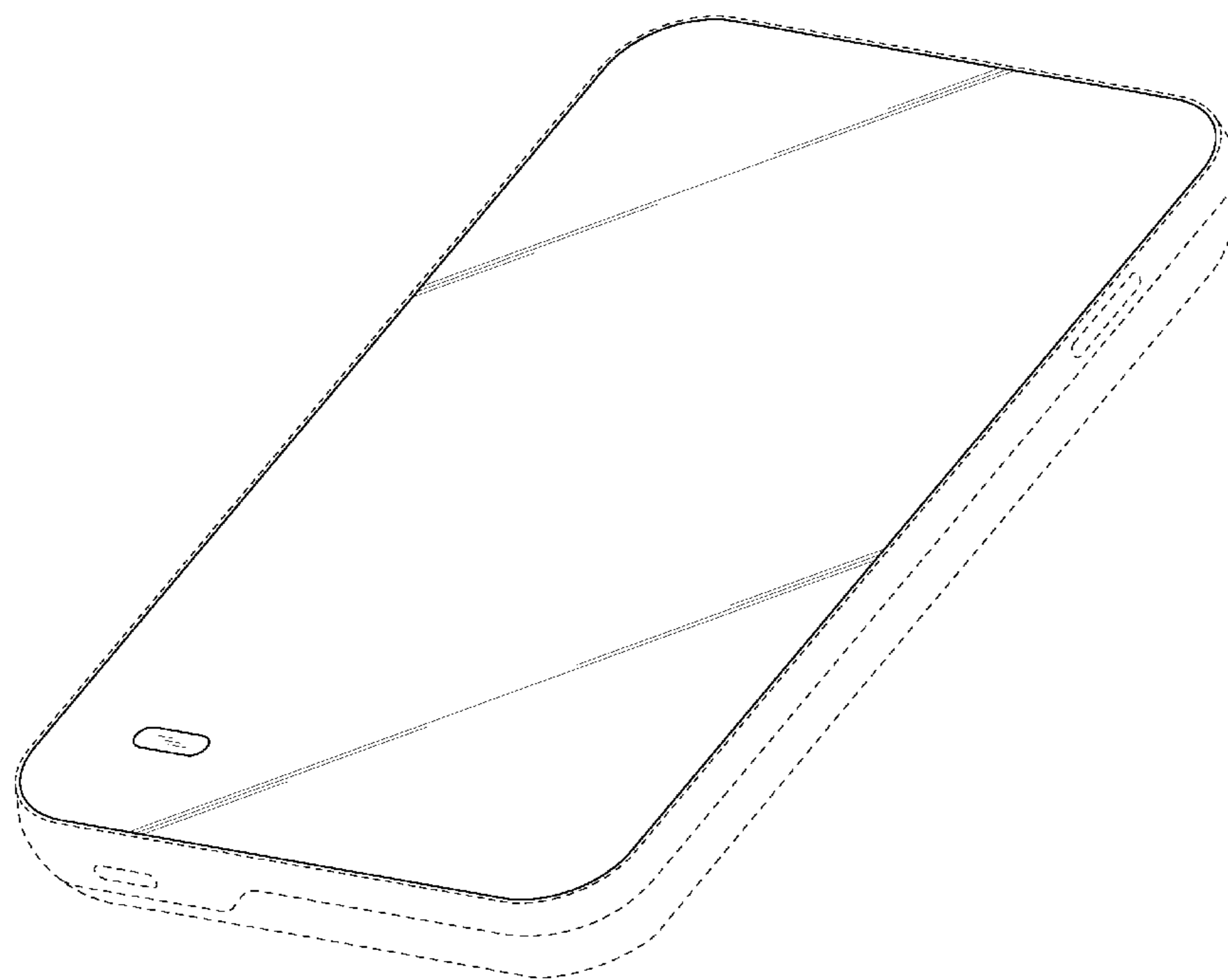


FIG.1

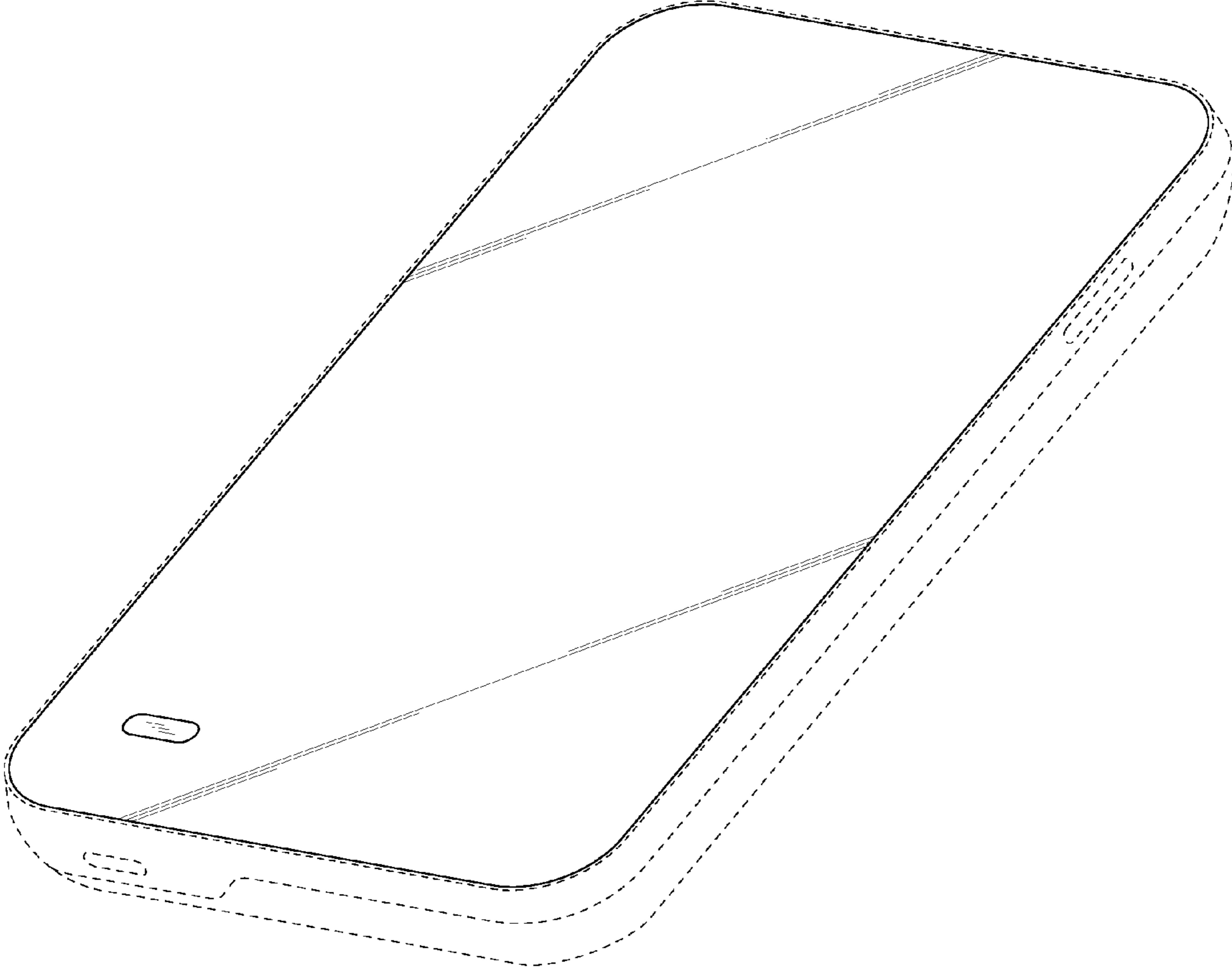


FIG.2




FIG.3



FIG.4



FIG.5




FIG.6

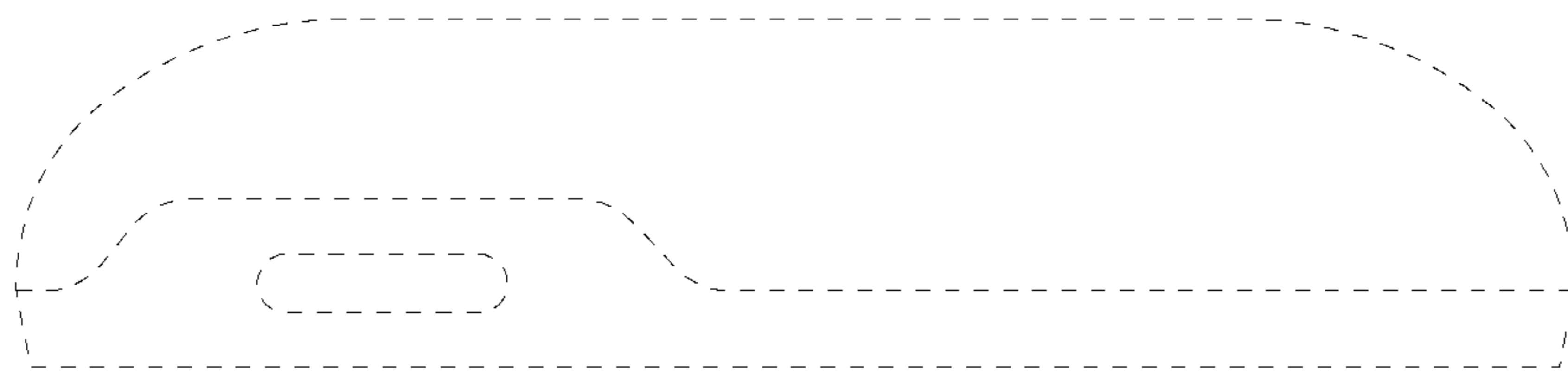


FIG.7

