



US00D752748S

(12) **United States Design Patent**
Van Dalen et al.

(10) **Patent No.:** **US D752,748 S**
(45) **Date of Patent:** **** *Mar. 29, 2016**

- (54) **ANTERIOR CAPSULOTOMY DEVICE**
- (71) Applicant: **Eye Care and Cure Asia Pte Ltd**,
Singapore (SG)
- (72) Inventors: **Johan T. W. Van Dalen**, Tucson, AZ
(US); **Dan D. Carda**, Tucson, AZ (US)
- (*) Notice: This patent is subject to a terminal disclaimer.
- (**) Term: **14 Years**
- (21) Appl. No.: **29/480,041**
- (22) Filed: **Jan. 23, 2014**
- (51) **LOC (10) Cl.** **24-02**
- (52) **U.S. Cl.**
USPC **D24/150**
- (58) **Field of Classification Search**
USPC D24/146, 147, 144, 150, 172; 606/167,
606/161, 166, 107, 4, 5, 6; 30/346; D8/20
CPC A61F 9/007; A61F 9/00709; A61F
2009/00885; A61F 2009/00887; A61F
2009/00889; A61F 9/00825; A61F
2009/00872; A61B 17/3211; A61B 17/32
See application file for complete search history.

D328,644	S	*	8/1992	Pericic	D24/150
D370,532	S	*	6/1996	Epstein et al.	D24/146
D637,720	S	*	5/2011	Folwaczny et al.	D24/144
8,052,705	B2	*	11/2011	Bar-On	606/161
8,075,578	B2	*	12/2011	Deli et al.	606/166
D686,728	S	*	7/2013	Chen et al.	D24/144
8,491,616	B2	*	7/2013	Davis	606/166
2009/0048619	A1	*	2/2009	Sobel	606/166
2011/0029005	A1	*	2/2011	Van Dalen et al.	606/166
2011/0264130	A1	*	10/2011	Glazer et al.	606/180

* cited by examiner

Primary Examiner — Ian Simmons

Assistant Examiner — Carissa C Fitts

(74) *Attorney, Agent, or Firm* — Dale F. Regelman; Quarles & Brady LLP

(57) **CLAIM**

The ornamental design for an anterior capsulotomy device, as shown and described.

DESCRIPTION

FIG. 1 is a perspective view of an anterior capsulotomy device showing my new design;
 FIG. 2 is a top view;
 FIG. 3 is a side view;
 FIG. 4 is a second side view;
 FIG. 5 is a bottom view;
 FIG. 6 is a rear view; and,
 FIG. 7 is a front view.

The anterior capsulotomy device is shown with a symbolic break in its length, with the understanding that the portions of the device not shown in the drawings form no part of the claim design. Patentability is based only on those portions of the article that are shown in solid lines.

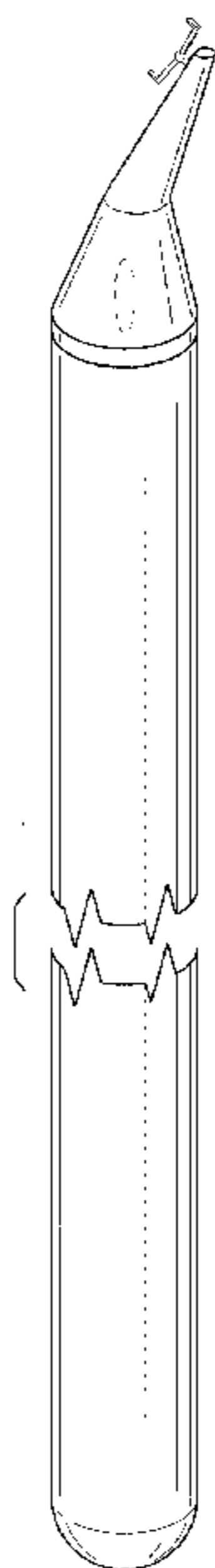
The broken line showing is for environmental purposes only and forms no part of the claim design.

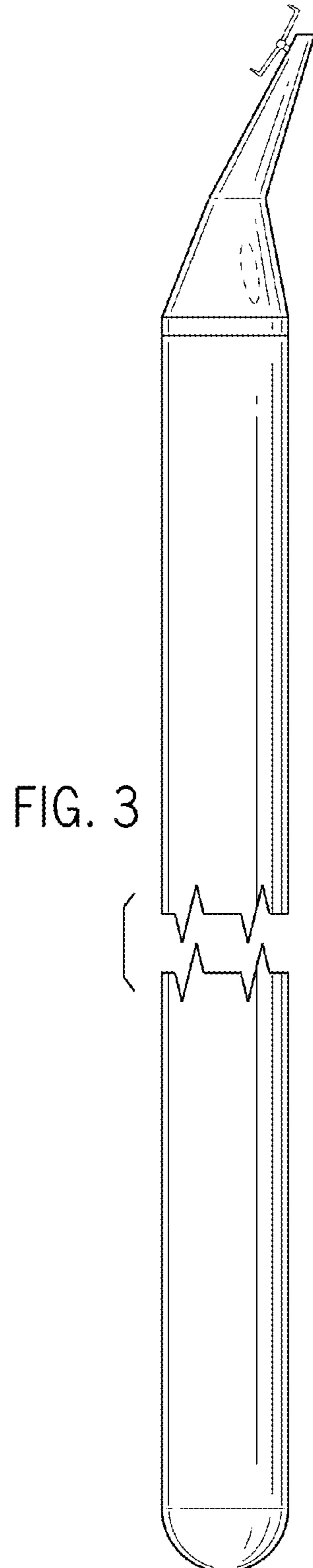
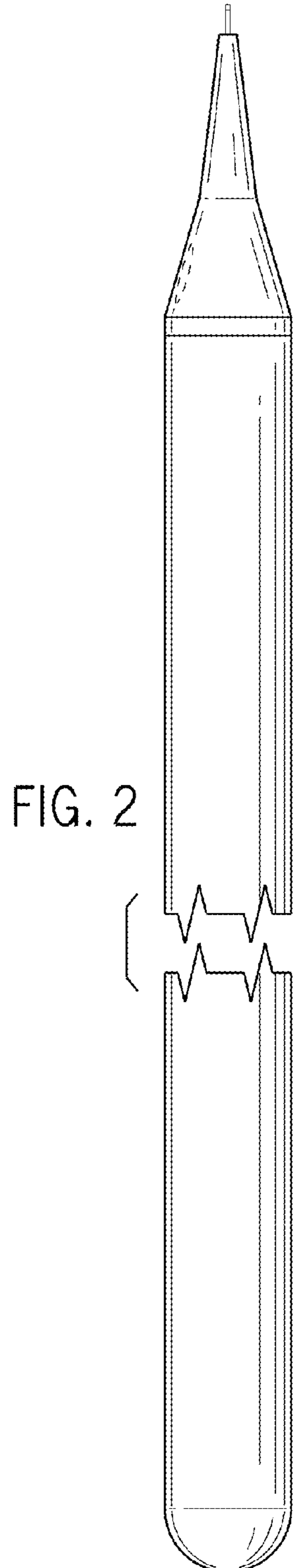
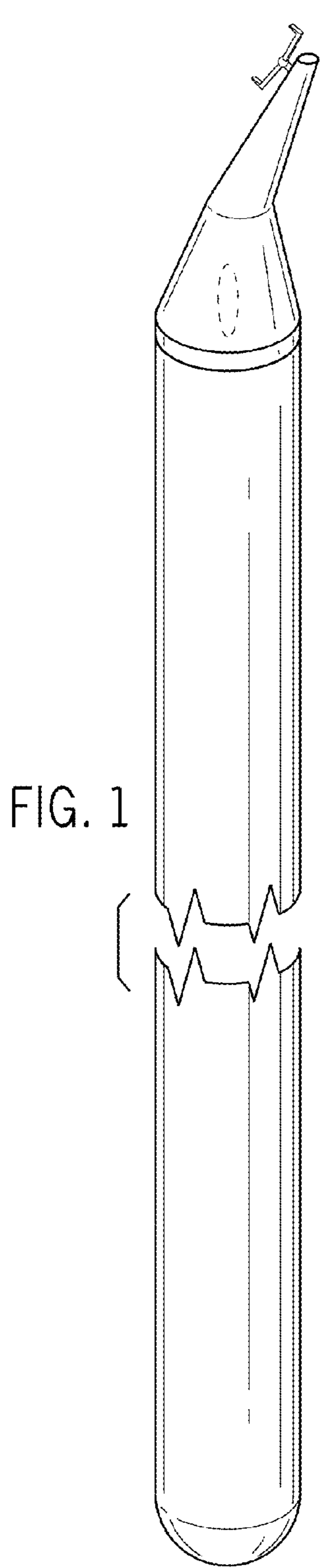
1 Claim, 2 Drawing Sheets

(56) **References Cited**

U.S. PATENT DOCUMENTS

D226,829	S	*	5/1973	Staub	D24/150
4,026,295	A	*	5/1977	Lieberman	606/167
D283,045	S	*	3/1986	Lynn	D24/146
D294,388	S	*	2/1988	Hardy et al.	D24/144
D298,856	S	*	12/1988	Feldon et al.	D24/150
4,836,201	A	*	6/1989	Patton et al.	606/107
4,898,170	A	*	2/1990	Hofmann et al.	606/166
D320,271	S	*	9/1991	Jones	D24/144





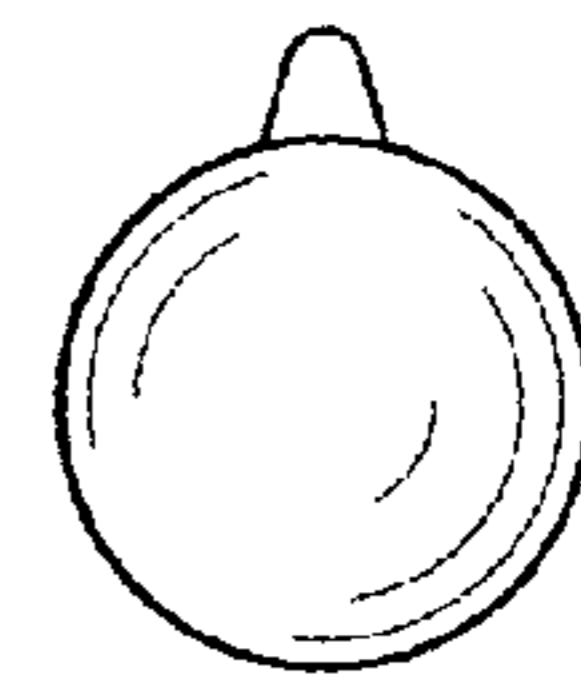
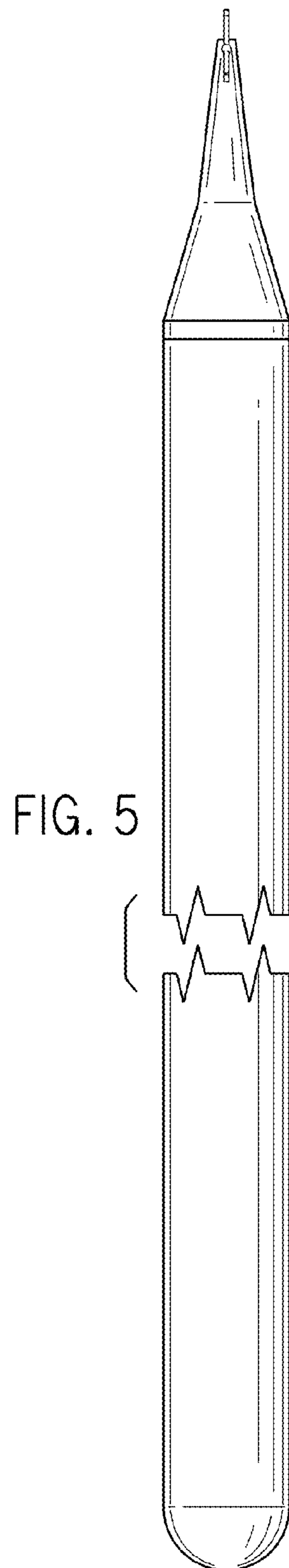
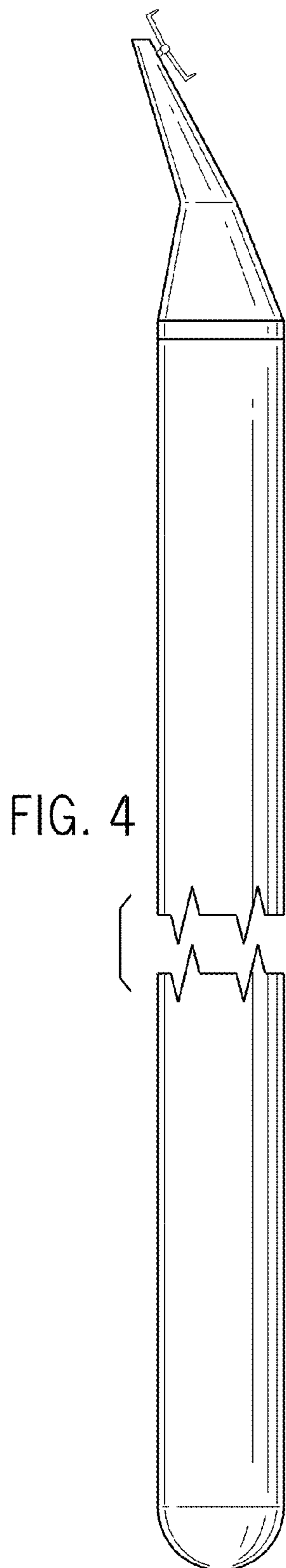


FIG. 6

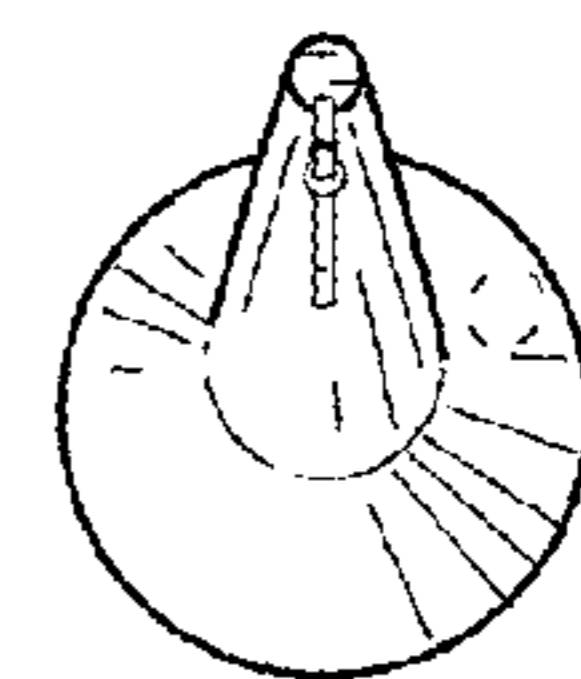


FIG. 7