



US00D752745S

(12) **United States Design Patent**  
**Ghavamzadeh**

(10) **Patent No.:** **US D752,745 S**  
(45) **Date of Patent:** **\*\* Mar. 29, 2016**

(54) **REFLECTIVE DENTAL APPARATUS**

(71) Applicant: **Giti Ghavamzadeh**, Waban, MA (US)

(72) Inventor: **Giti Ghavamzadeh**, Waban, MA (US)

(\*\*) Term: **14 Years**

(21) Appl. No.: **29/512,814**

(22) Filed: **Dec. 23, 2014**

(51) **LOC (10) Cl.** ..... **24-02**

(52) **U.S. Cl.**  
USPC ..... **D24/139**

(58) **Field of Classification Search**  
USPC ..... D24/152, 176, 133, 139; 433/30-31  
CPC ..... A61B 1/247; A61B 5/0088; A61B 5/0079  
See application file for complete search history.

(56) **References Cited**

**U.S. PATENT DOCUMENTS**

965,079 A \* 7/1910 Caswell ..... 433/30  
1,540,409 A \* 6/1925 McCray ..... 433/30

D161,478 S \* 1/1951 Lundgren ..... D24/139  
2,574,217 A \* 11/1951 Lundgren et al. .... 433/31  
3,300,859 A \* 1/1967 Sanden ..... 433/30  
D441,864 S \* 5/2001 Maijer ..... D24/139  
6,837,707 B2 \* 1/2005 Figueredo Torres ..... 433/31

\* cited by examiner

*Primary Examiner* — Wan Laymon

(74) *Attorney, Agent, or Firm* — Bay State IP, LLC

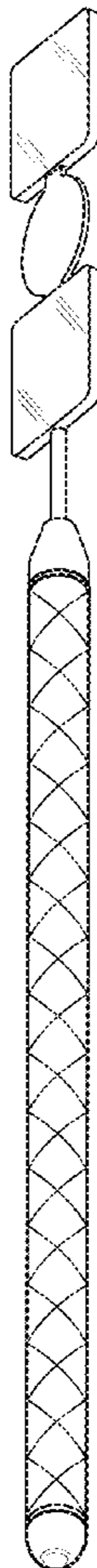
(57) **CLAIM**

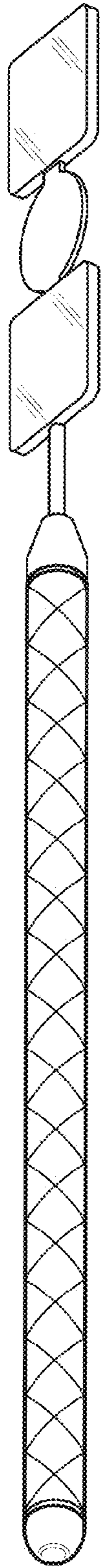
I claim the ornamental design for a reflective dental apparatus, as shown and described.

**DESCRIPTION**

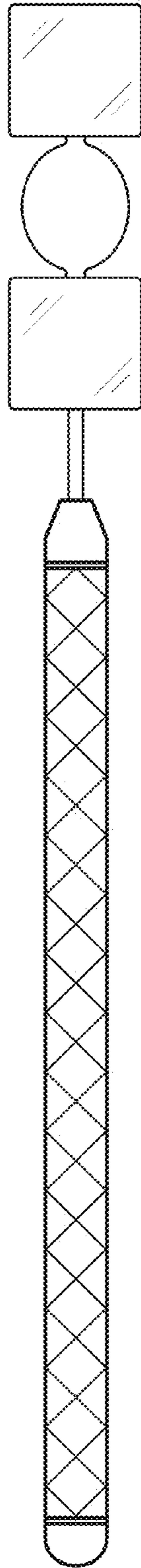
FIG. 1 is a front side perspective view of a reflective dental apparatus showing my new design;  
FIG. 2 is a front view thereof;  
FIG. 3 is a side view thereof;  
FIG. 4 is a top view thereof; and,  
FIG. 5 is a bottom view thereof.

**1 Claim, 1 Drawing Sheet**





*Fig. 1*



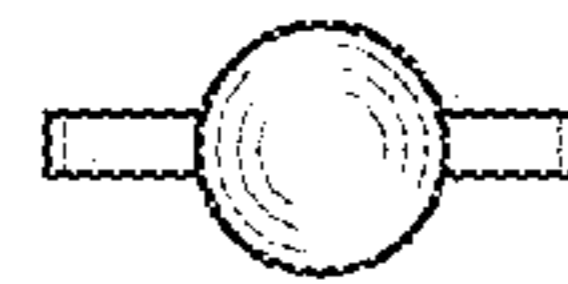
*Fig. 2*



*Fig. 3*



*Fig. 4*



*Fig. 5*