



US00D752740S

(12) **United States Design Patent**
Price et al.

(10) **Patent No.:** **US D752,740 S**
(45) **Date of Patent:** **** Mar. 29, 2016**

(54) **SURGICAL CONNECTOR**

- (71) Applicant: **Ethicon Endo-Surgery, Inc.**, Cincinnati, OH (US)
- (72) Inventors: **Daniel W. Price**, Loveland, OH (US); **William E. Clem**, Bozeman, MT (US); **Matthew C. Miller**, Cincinnati, OH (US); **Cory G. Kimball**, Cincinnati, OH (US); **Brennan G. McCabe**, Cincinnati, OH (US); **Jeffrey D. Messerly**, Cincinnati, OH (US); **Shawn C. Snyder**, Greendale, IN (US)
- (73) Assignee: **Ethicon Endo-Surgery, LLC**, Guaynabo, PR (US)
- (**) Term: **14 Years**
- (21) Appl. No.: **29/472,537**
- (22) Filed: **Nov. 13, 2013**

Related U.S. Application Data

- (63) Continuation of application No. 29/392,033, filed on May 17, 2011, now Pat. No. Des. 696,631, and a continuation of application No. 12/896,360, filed on Oct. 1, 2010, now Pat. No. 9,060,775.
- (51) **LOC (10) Cl.** **24-02**
- (52) **U.S. Cl.**
USPC **D24/129**
- (58) **Field of Classification Search**
USPC D24/127-131, 112-114, 133, 186; 606/181, 185; 604/264, 523-528, 272, 604/187, 158, 164.01-164.11, 181, 184, 604/227; 600/101, 139, 143; 128/200.24, 128/207.14, 207.15
CPC . A61M 25/065; A61M 5/42; A61M 25/0612; A61M 25/00; A61M 39/00; A61M 27/00; A61M 25/0043; A61M 25/0067; A61M 25/0097; A61F 2/958
See application file for complete search history.

(56) **References Cited**

U.S. PATENT DOCUMENTS

3,900,823	A	8/1975	Sokal et al.
3,946,738	A	3/1976	Newton et al.
4,188,927	A	2/1980	Harris

(Continued)

FOREIGN PATENT DOCUMENTS

EP	0171967	A2	2/1986
GB	2447767	A	9/2008

(Continued)

OTHER PUBLICATIONS

[http://www4-traders.com/JOHNSOPN-JOHNSON-4832/news/Johnson-Johnson-Ethicon-E..\(01/15/203\).](http://www4-traders.com/JOHNSOPN-JOHNSON-4832/news/Johnson-Johnson-Ethicon-E..(01/15/203).)

(Continued)

Primary Examiner — David Muller

(57) **CLAIM**

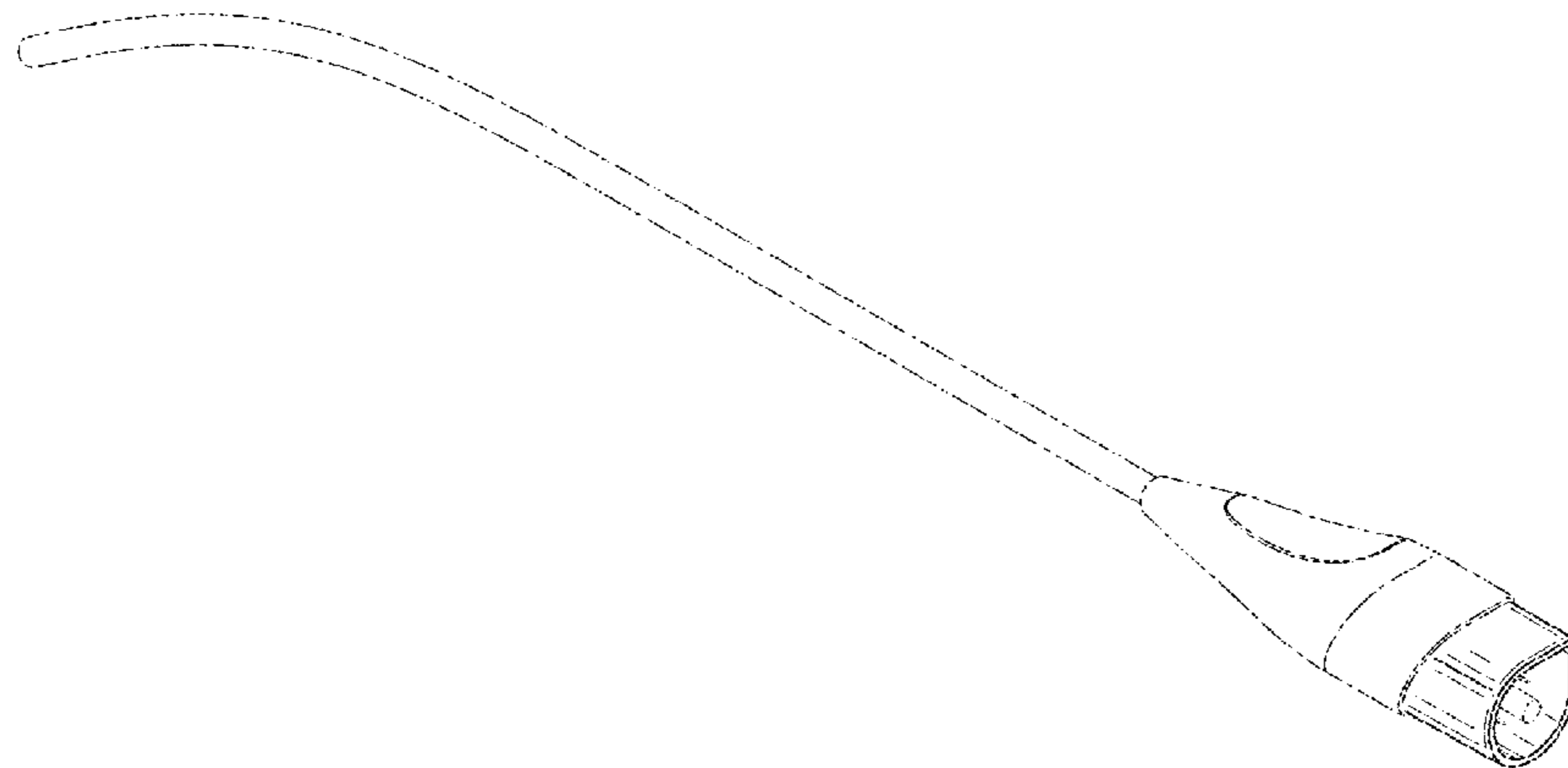
We claim the ornamental design for a surgical connector, as shown and described.

DESCRIPTION

FIG. 1 is a top, front and right side perspective view of an electrical connector showing our new design;
 FIG. 2 is a top plan view thereof;
 FIG. 3 is a right side elevation view thereof;
 FIG. 4 is a bottom plan view thereof;
 FIG. 5 is a left side elevation view thereof;
 FIG. 6 is a front elevation view thereof; and,
 FIG. 7 is rear elevation view thereof.

The broken lines showing portions of a surgical connector are for the purpose of illustrating environmental structure and form no part of the claimed design.

1 Claim, 6 Drawing Sheets



(56)

References Cited

U.S. PATENT DOCUMENTS

D265,189 S 6/1982 Eriksson et al.
 4,617,927 A 10/1986 Manes
 4,915,643 A 4/1990 Samejima et al.
 D327,872 S 7/1992 McMills et al.
 5,184,605 A 2/1993 Grzeszykowski
 D334,173 S 3/1993 Liu et al.
 5,344,420 A 9/1994 Hilal et al.
 5,520,174 A * 5/1996 Evans A61M 16/047
 128/207.14
 D381,628 S 7/1997 Ashida
 5,651,780 A 7/1997 Jackson et al.
 D412,883 S 8/1999 Nakazawa
 5,964,740 A * 10/1999 Ouchi A61M 25/0084
 604/164.01
 6,233,476 B1 5/2001 Strommer et al.
 D445,092 S 7/2001 Lee
 D445,764 S 7/2001 Lee
 D447,465 S 9/2001 Arai
 6,338,657 B1 1/2002 Harper et al.
 D490,059 S 5/2004 Conway et al.
 7,422,463 B2 9/2008 Kuo
 D628,694 S * 12/2010 Donnez D24/133
 D644,184 S 8/2011 Gilibert
 D644,609 S 9/2011 Marroquin
 D690,005 S * 9/2013 Okuda D24/130
 8,591,450 B2 * 11/2013 DeFonzo A61M 1/3653
 604/28
 D700,318 S * 2/2014 Amoah D24/112
 D708,738 S * 7/2014 Berman D24/112
 D710,495 S * 8/2014 Wu D24/112
 D711,530 S * 8/2014 Gleason, Jr. D24/112
 D719,258 S * 12/2014 Li D24/129
 D726,907 S * 4/2015 Trump D24/130

D728,781 S * 5/2015 Pierson D24/112
 2005/0043828 A1 2/2005 Tanaka et al.
 2005/0128184 A1 6/2005 McGreevy
 2007/0129716 A1 6/2007 Daw et al.
 2008/0015562 A1 1/2008 Hong et al.
 2008/0082098 A1 4/2008 Tanka et al.
 2009/0118802 A1 5/2009 Mioduski et al.
 2011/0223556 A1 * 9/2011 Abel A61C 9/00
 433/90

FOREIGN PATENT DOCUMENTS

JP 63-315049 A 12/1988
 JP 2008-212679 A 9/2008
 WO 2008/130793 A1 10/2008

OTHER PUBLICATIONS

Ethicon Endo-Surgery, Inc., Advancing Smooth Surgery, Harmonic, Nov. 2004, pp. 1-2, DSL #04-11041 Brochure.
http://megadyne.com/es_generator.php (Jan. 15, 2013).
<http://www.apicalinstr.com/generators.htm> (Jan. 15, 2013).
<http://www.dotmed.com/listing/electrosurgical-unit/ethicon/ultracision-g110-/1466724> (May 30, 2013).
<http://www.ethicon.com/gb-en/healthcare-professionals/products/energy-devices/capital/ge...> (May 30, 2013).
<http://www.medicalexpo.com/medicai-manufacturer/electrosurgical-generator-6951.html> (Jan. 15, 2013).
<http://www.valleylab.com/product/es/generators/index.html> (Jan. 15, 2013).
 U.S. Appl. No. 29/472,538, filed Nov. 13, 2013.
 U.S. Appl. No. 29/472,539, filed Nov. 13, 2013.
 International Search Report dated Aug. 26, 2011, International Application No. PCT/US2010/051787.

* cited by examiner

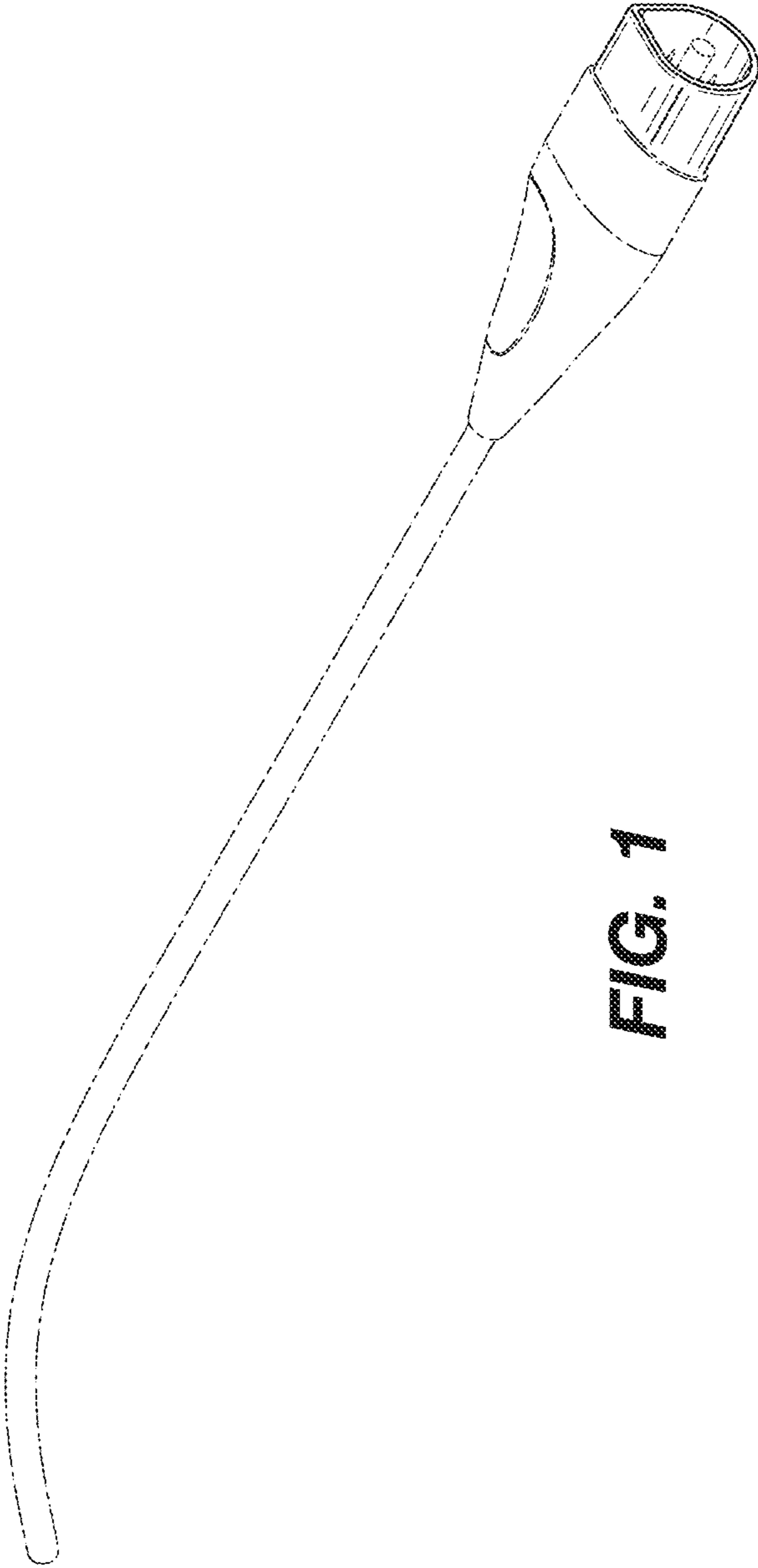


FIG. 1

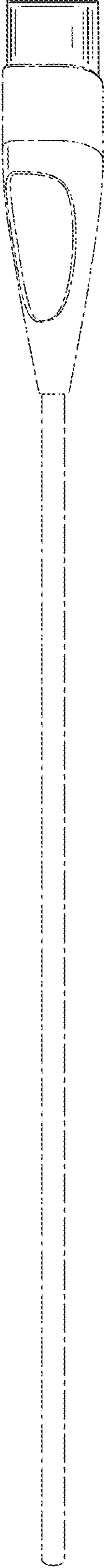



FIG. 2

FIG. 3



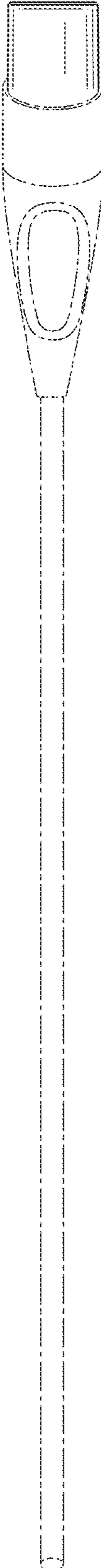


FIG. 4

FIG. 5




FIG. 6

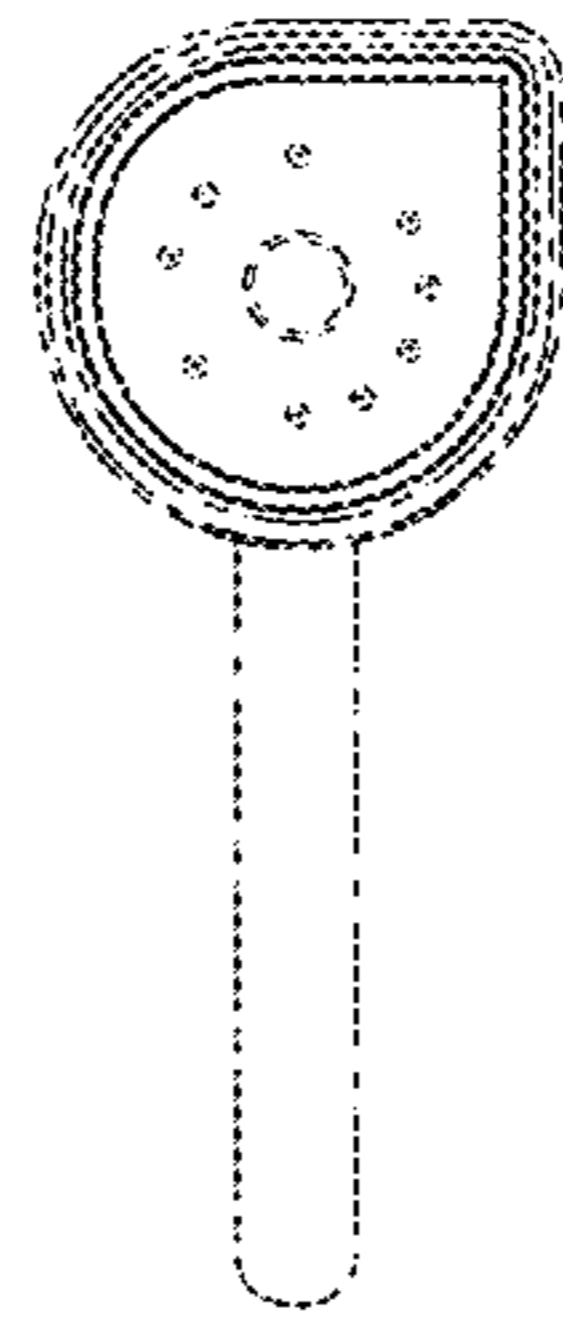


FIG. 7

