



US00D752738S

(12) **United States Design Patent**
Riess et al.

(10) **Patent No.:** **US D752,738 S**
(45) **Date of Patent:** **** Mar. 29, 2016**

- (54) **INJECTION DEVICE**
- (71) Applicant: **SANOFI-AVENTIS DEUTSCHLAND GMBH**, Frankfurt am Main (DE)
- (72) Inventors: **Henrik Riess**, Berlin (DE); **Agnès Magnen**, Paris (FR); **Joachim Keitel**, Stuttgart (DE)
- (73) Assignee: **SANOFI-AVENTIS DEUTSCHLAND GMBH**, Frankfurt am Main (DE)
- (**) Term: **15 Years**
- (21) Appl. No.: **29/533,234**
- (22) Filed: **Jul. 15, 2015**

Related U.S. Application Data

- (62) Division of application No. 29/485,588, filed on Mar. 20, 2014.

(30) **Foreign Application Priority Data**

- Sep. 20, 2013 (EM) 002 313 197
- (51) **LOC. (10) Cl.** **24-02**
- (52) **U.S. Cl.** **D24/113**
- USPC **D24/113**

(58) **Field of Classification Search**

USPC D24/112–114, 133, 186, 127–131;
606/181, 185; 604/264, 272, 115, 232,
604/187, 158, 164.08, 192, 263, 163, 181,
604/184, 198, 227; 600/101, 139, 143;
128/200.24, 207.14, 207.15;
D19/115–123, 177, 193

CPC A61M 5/3156; A61M 5/31591; A61M
5/3155; A61M 5/3157; A61M 5/24; A61M
5/31501; A61M 5/31551; A61M 5/31585;
A61M 2005/2407; A61M 2005/2492; A61M
2205/581; A61M 2205/582

See application file for complete search history.

(56) **References Cited**

U.S. PATENT DOCUMENTS

- 5,279,586 A * 1/1994 Balkwill A61M 5/3158
222/309
- 5,921,966 A * 7/1999 Bendek A61M 5/24
604/207

(Continued)

Primary Examiner — David Muller
Assistant Examiner — Nathan Johnston
(74) *Attorney, Agent, or Firm* — Scully Scott Murphy and Presser

(57) **CLAIM**


The ornamental design for an injection device, as shown and described.

DESCRIPTION

The patent or application file contains at least one drawing executed in color. Copies of this patent or patent application publication with color drawing(s) will be provided by the Office upon request and payment of the necessary fee.

FIG. 1 is a perspective view of an injection device, showing a first embodiment of our new design;
FIG. 2 is a front elevation view thereof;
FIG. 3 is a rear elevation view thereof;
FIG. 4 is a side elevation view thereof;
FIG. 5 is an opposite side elevation view thereof;
FIG. 6 is a top plan view thereof;
FIG. 7 is a bottom plan view thereof;
FIG. 8 is a perspective view of an injection device, showing a second embodiment of our new design;
FIG. 9 is a front elevation view thereof;
FIG. 10 is a rear elevation view thereof;
FIG. 11 is a side elevation view thereof;
FIG. 12 is an opposite side elevation view thereof;
FIG. 13 is a top plan view thereof; and
FIG. 14 is a bottom plan view thereof;
FIG. 15 is a perspective view of an injection device, showing a third embodiment of our new design;
FIG. 16 is a front elevation view thereof;
FIG. 17 is a rear elevation view thereof;
FIG. 18 is a side elevation view thereof;
FIG. 19 is an opposite side elevation view thereof;
FIG. 20 is a top plan view thereof; and,
FIG. 21 is a bottom plan view thereof.

1 Claim, 21 Drawing Sheets
(21 of 21 Drawing Sheet(s) Filed in Color)



(56)

References Cited

U.S. PATENT DOCUMENTS

D479,601 S * 9/2003 Tyce D19/164
 D492,405 S * 6/2004 Bainton D19/167
 D499,485 S * 12/2004 Tyce D19/164
 D503,797 S * 4/2005 Tyce D24/114
 D551,341 S * 9/2007 Galbraith D24/114
 D598,539 S * 8/2009 Tyce D24/113
 D599,008 S * 8/2009 Tyce D24/113
 D599,010 S * 8/2009 Tyce D24/113
 D623,732 S * 9/2010 Brady D24/113
 D652,136 S * 1/2012 Hawley D24/113
 D703,809 S * 4/2014 Sanders D24/113
 8,771,237 B2 * 7/2014 Markussen A61M 5/3156
 604/187
 D717,428 S * 11/2014 Sendatzki D24/113
 D719,257 S * 12/2014 Magome D24/113
 D722,158 S * 2/2015 Magome D24/113
 D734,450 S * 7/2015 Geert-Jensen D24/113
 2011/0015576 A1 * 1/2011 Plumptre A61M 5/31551
 604/189
 2012/0283696 A1 * 11/2012 Cronenberg A61M 5/3213
 604/506
 2012/0302965 A1 * 11/2012 Cronenberg A61M 5/3202
 604/198
 2013/0018323 A1 * 1/2013 Boyd A61M 5/2448
 604/191
 2013/0041321 A1 * 2/2013 Cross A61M 5/2448
 604/189

2013/0237922 A1 * 9/2013 Davies A61M 5/2425
 604/205
 2013/0245563 A1 * 9/2013 Mercer A61M 5/3294
 604/191
 2013/0253432 A1 * 9/2013 Avery A61J 1/1475
 604/187
 2013/0253433 A1 * 9/2013 Senior A61M 5/24
 604/187
 2014/0012205 A1 * 1/2014 Jugl A61M 5/24
 604/192
 2014/0031759 A1 * 1/2014 Kouyoumjian A61M 5/2448
 604/191
 2014/0094757 A1 * 4/2014 Mercer A61M 5/2448
 604/191
 2014/0163478 A1 * 6/2014 Hoppe A61M 5/24
 604/208
 2015/0018770 A1 * 1/2015 Baran F16B 21/088
 604/187
 2015/0025470 A1 * 1/2015 Baran A61M 5/003
 604/187
 2015/0057619 A1 * 2/2015 Osman A61M 5/24
 604/189
 2015/0080807 A1 * 3/2015 Schneider A61M 5/20
 604/189
 2015/0080811 A1 * 3/2015 Wieselblad A61M 5/3155
 604/207
 2015/0112274 A1 * 4/2015 Quinn A61M 5/31501
 604/207
 2015/0265771 A1 * 9/2015 Holtwick A61M 5/3155
 604/209
 2015/0297835 A1 * 10/2015 Hoeholt A61M 5/31551
 604/191

* cited by examiner



FIG. 1




FIG. 2




FIG. 3




FIG. 4




FIG. 5




FIG. 6




FIG. 7



FIG. 8




FIG. 9




FIG. 10




FIG. 11




FIG. 12




FIG. 13



FIG. 14



FIG. 15




FIG. 16




FIG. 17




FIG. 18




FIG. 19




FIG. 20



FIG. 21