



US00D752729S

(12) **United States Design Patent**
Servaire

(10) **Patent No.:** **US D752,729 S**
(45) **Date of Patent:** **** Mar. 29, 2016**

- (54) **SCENT DIFFUSER REFILL**
- (71) Applicant: **Diptyque S.A.S.**, Paris (FR)
- (72) Inventor: **Sebastien Servaire**, Paris (FR)
- (73) Assignee: **Diptyque S.A.S.**, Paris (FR)
- (**) Term: **14 Years**
- (21) Appl. No.: **29/465,676**
- (22) Filed: **Aug. 30, 2013**
- (51) **LOC (10) Cl.** **28-99**
- (52) **U.S. Cl.**
USPC **D23/366**
- (58) **Field of Classification Search**
USPC D23/355–369; D28/5, 6; 261/DIG. 17,
261/DIG. 42, DIG. 47, DIG. 55, DIG. 65,
261/DIG. 70, DIG. 88, DIG. 89; 392/386,
392/390, 392, 394, 395; 239/34, 44, 53, 56,
239/60, 308, 326
See application file for complete search history.

D550,345 S *	9/2007	Weggelaar	D23/366
D591,415 S *	4/2009	Wu	D23/366
D631,954 S *	2/2011	Bertassi et al.	D23/366
D633,610 S *	3/2011	Wu	D23/366
D653,744 S *	2/2012	Li	D23/366
D663,400 S *	7/2012	Hewson-Hyde et al.	D23/366
D663,401 S *	7/2012	Hewson-Hyde et al.	D23/366
D664,246 S *	7/2012	Irvin et al.	D23/356

* cited by examiner

Primary Examiner — Sandra Snapp
(74) *Attorney, Agent, or Firm* — Bryan Cave LLP

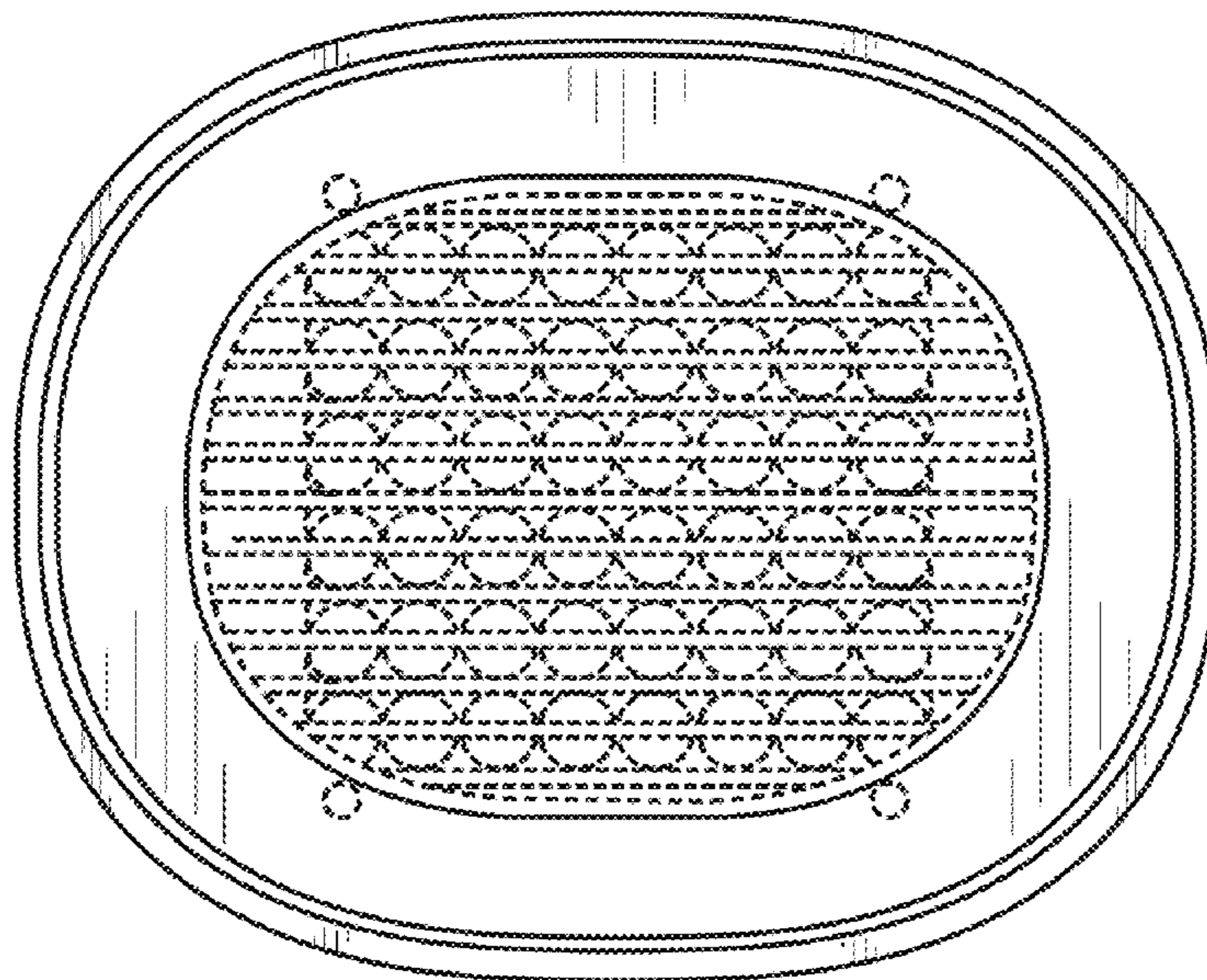
(57) **CLAIM**
The ornamental design for a scent diffuser refill, as shown and described.

DESCRIPTION

FIG. 1 is a top view of the scent diffuser refill showing my new design. The bottom view is identical to FIG. 1.
 FIG. 2 is a front view of the scent diffuser refill of FIG. 1. The back view is identical to FIG. 2; and,
 FIG. 3 is a left hand side view of the scent diffuser refill of FIG. 1. The right hand side view is a mirror image of FIG. 3.
 The position of the screws on the scent diffuser refill are for illustrative purposes only and forms no part of the claimed design.
 The broken-line disclosure in the views is for illustrative purposes only and forms no part of the claimed design.
 Also, in reference to “front,” “back,” “side,” and “top” in the Figure Descriptions are not necessarily meant to require any specific orientation of the article as viewed.

1 Claim, 2 Drawing Sheets

- (56) **References Cited**
U.S. PATENT DOCUMENTS
- | | | | |
|--------------|---------|---------------------|---------|
| D212,753 S * | 11/1968 | Tughan | D23/369 |
| D255,263 S * | 6/1980 | Mandon et al. | D23/369 |
| D255,265 S * | 6/1980 | Butcher et al. | D23/367 |
| D270,468 S * | 9/1983 | Hoyt | D23/369 |
| D275,222 S * | 8/1984 | Hoyt | D23/369 |
| D373,626 S * | 9/1996 | Dente et al. | D23/366 |
| D404,459 S * | 1/1999 | Furner et al. | D22/122 |



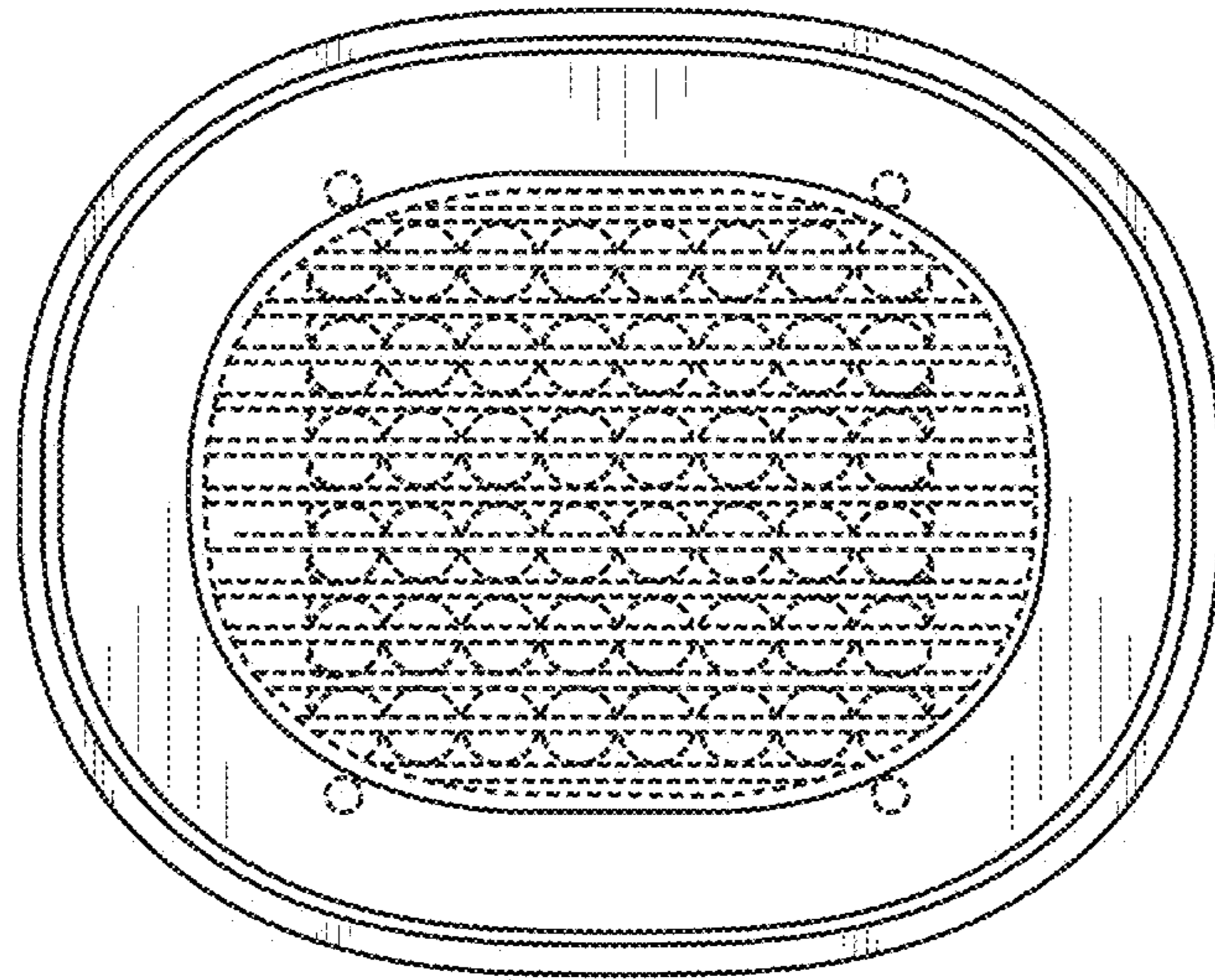


FIG. 1



FIG. 2




FIG. 3