



US00D752724S

(12) **United States Design Patent**
Coats

(10) **Patent No.:** **US D752,724 S**
(45) **Date of Patent:** **** Mar. 29, 2016**

(54) **COMBINED PORTABLE SHOWER AND
WASH STATION**

6,745,414 B2 * 6/2004 Zhou A47K 3/325
4/599

(71) Applicant: **Charles Coats**, Joliet, IL (US)

* cited by examiner

(72) Inventor: **Charles Coats**, Joliet, IL (US)

Primary Examiner — Robert Delehanty

(**) Term: **14 Years**

(74) *Attorney, Agent, or Firm* — Fraline J. Allgaier

(21) Appl. No.: **29/523,709**

(57) **CLAIM**

The ornamental design for a combined portable shower and wash station, as shown and described.

(22) Filed: **Apr. 13, 2015**

DESCRIPTION

(51) **LOC (10) Cl.** **23-02**

(52) **U.S. Cl.**

USPC **D23/283**; D25/16

(58) **Field of Classification Search**

USPC D23/283, 275, 303–305, 290; D25/16;
D21/838

CPC A47K 3/18; A47K 3/30; A47K 3/32;
A47K 3/285; A47K 3/286

See application file for complete search history.

(56) **References Cited**

U.S. PATENT DOCUMENTS

3,208,083 A * 9/1965 Witczak A47K 3/325
4/558
D221,771 S * 9/1971 Le Blanc 4/608
3,681,788 A * 8/1972 Le Blanc A47K 3/325
4/602
D259,137 S * 5/1981 Knox D23/290
4,975,992 A * 12/1990 Patterson A47K 3/325
4/599
5,564,138 A * 10/1996 Simpson A47K 3/325
4/599
5,790,992 A * 8/1998 Ray A47K 3/325
4/599
5,920,927 A * 7/1999 Thomas A47K 3/325
4/449
6,000,074 A * 12/1999 Glover A47K 3/325
4/599
D444,215 S * 6/2001 Schanz D23/283

FIG. 1 is a perspective view of the portable shower.

FIG. 2 is a perspective view of the portable shower and the enclosing curtain and curtain hooks being removed.

FIG. 3 is a side view of the portable shower and the enclosing curtain and curtain hooks being removed.

FIG. 4 is a perspective view of the portable shower and connectors being removed from the shower base frame; and, FIG. 5 is a perspective view of the water source being removed from the portable wash station and ready for reuse. This new design for a combined portable shower and wash station includes a collapsible shower base frame, a collapsible wash station frame, an enclosing curtain and a portable water source. The station can be used for showering and general hygiene procedures. In the portable shower mode, connectors are used to connect the top and bottom portions of the shower base frame. The wash station can be attached to the top portion of the shower base frame and suspended using hooks. The water supply area is equipped with two compartments for holding water, supply pipes and drainage holes. The supply pipes would be suspended below the water supply to direct water onto the user. The enclosing curtain provides privacy and can be mounted on top of the collapsible shower base structure with curtain hooks. After use, the shower frame can be dismantled by removing the connectors. In the wash station mode, the wash station can be unhooked from the shower frame and lowered onto the wash station frame.

1 Claim, 5 Drawing Sheets

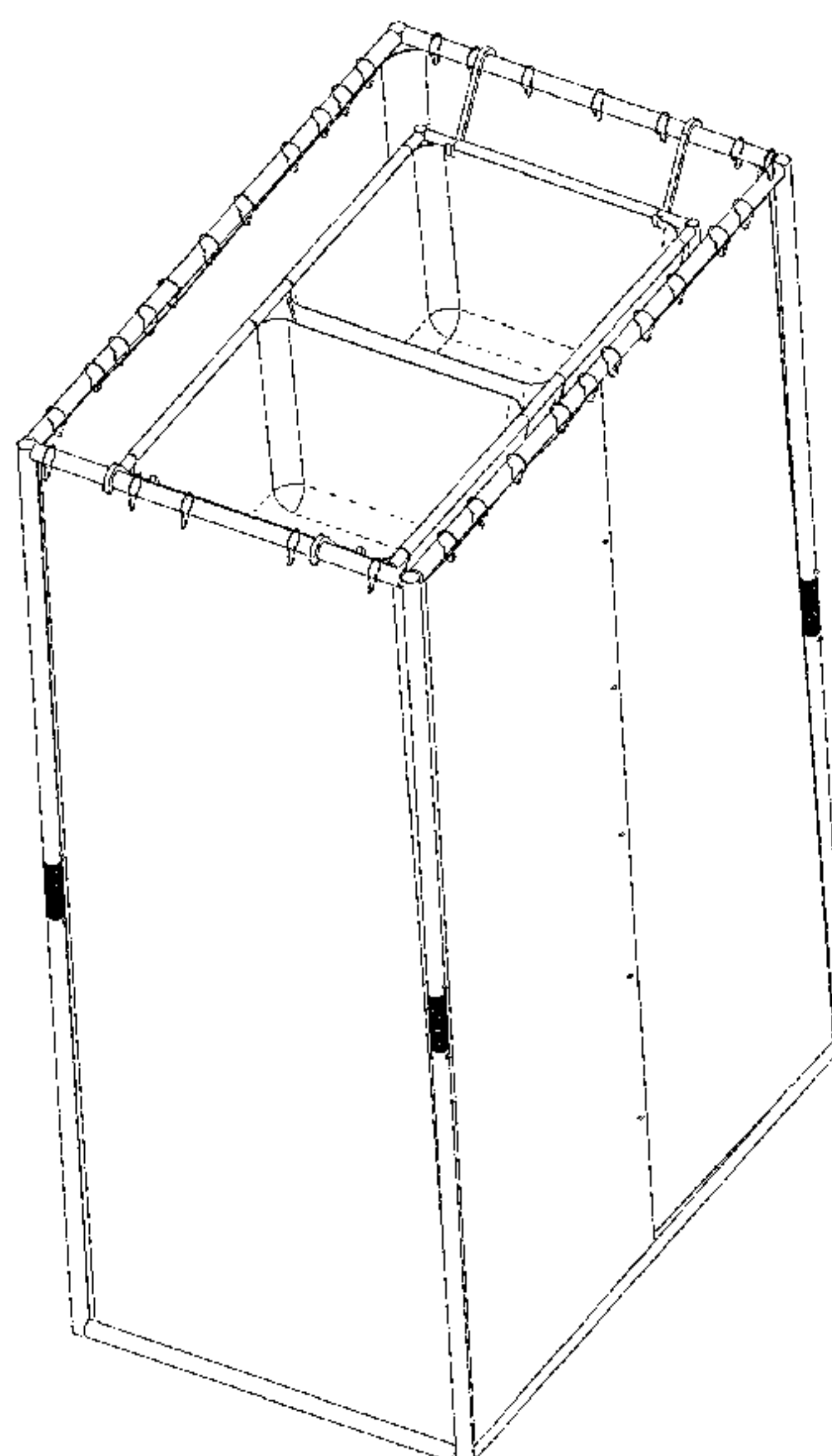


FIG. 1

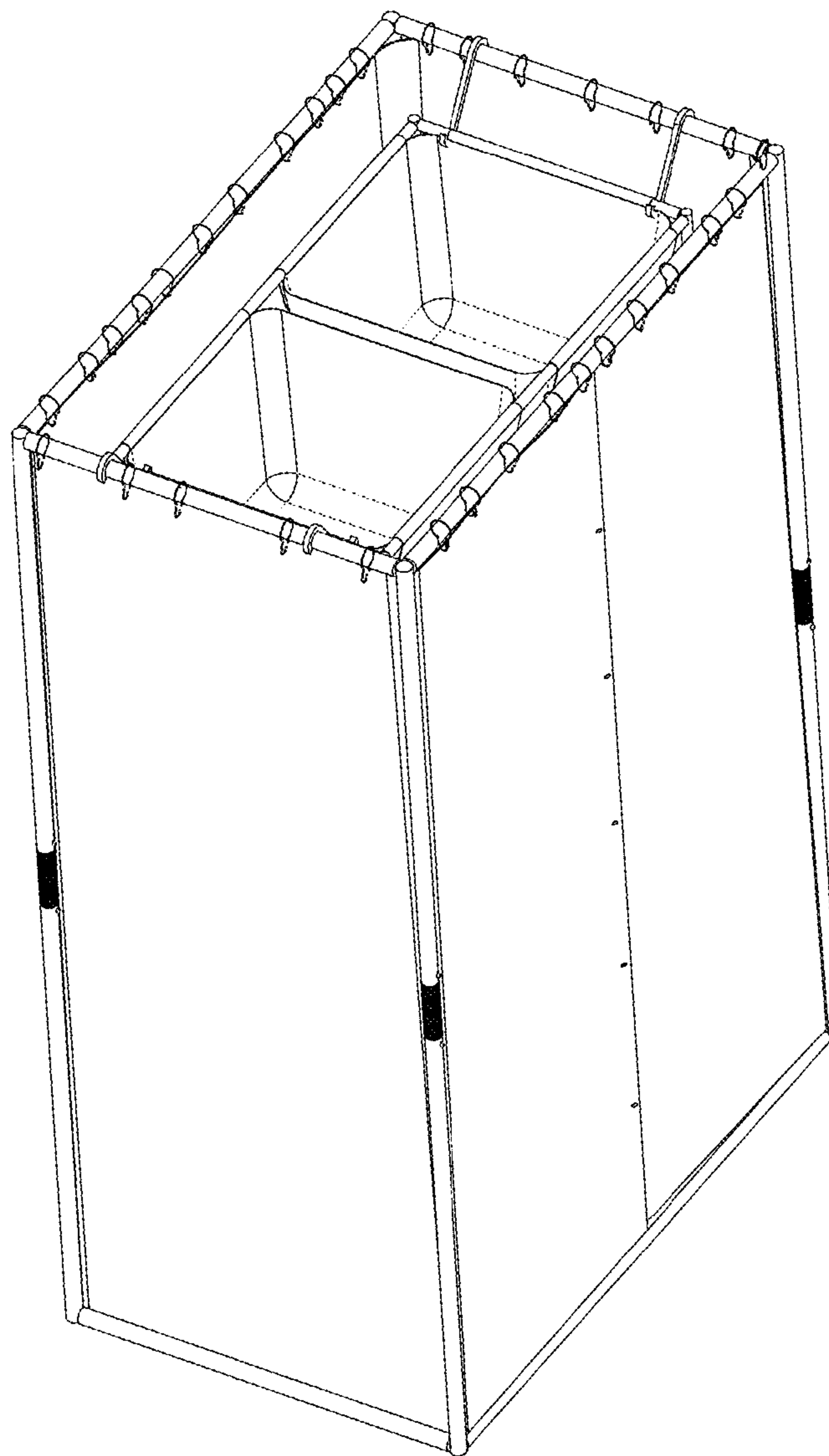


FIG. 2

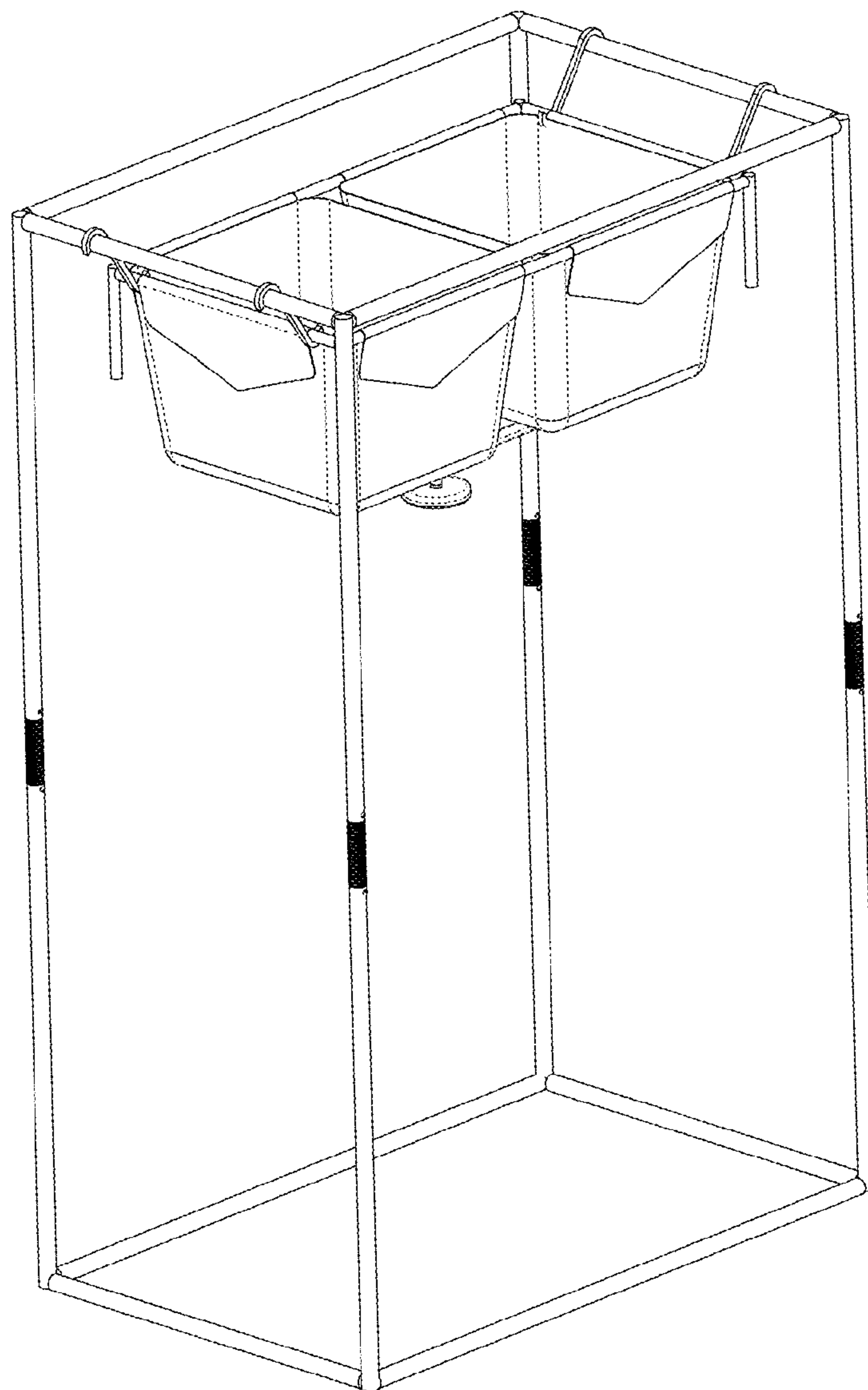


FIG. 3

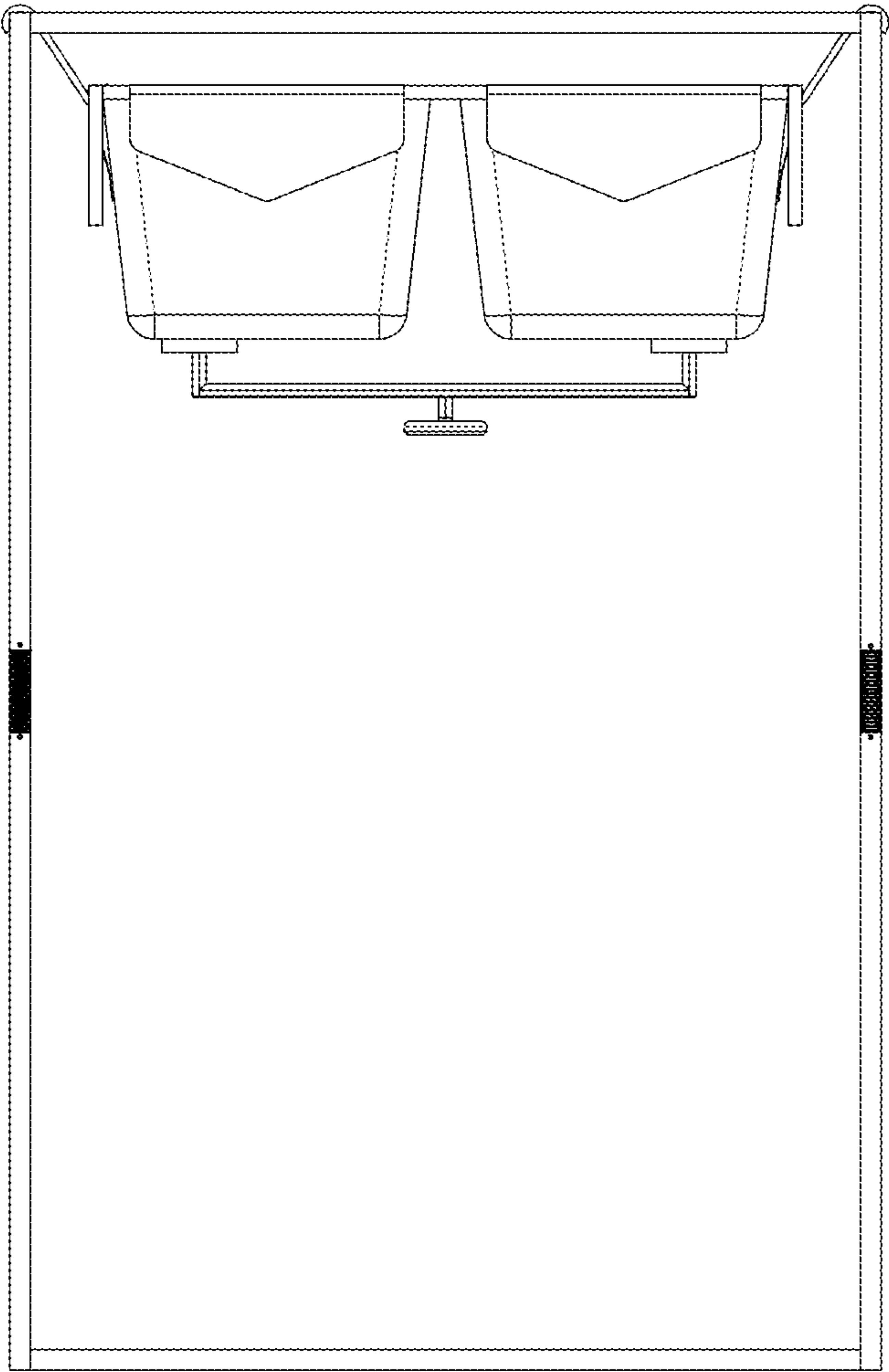


FIG. 4

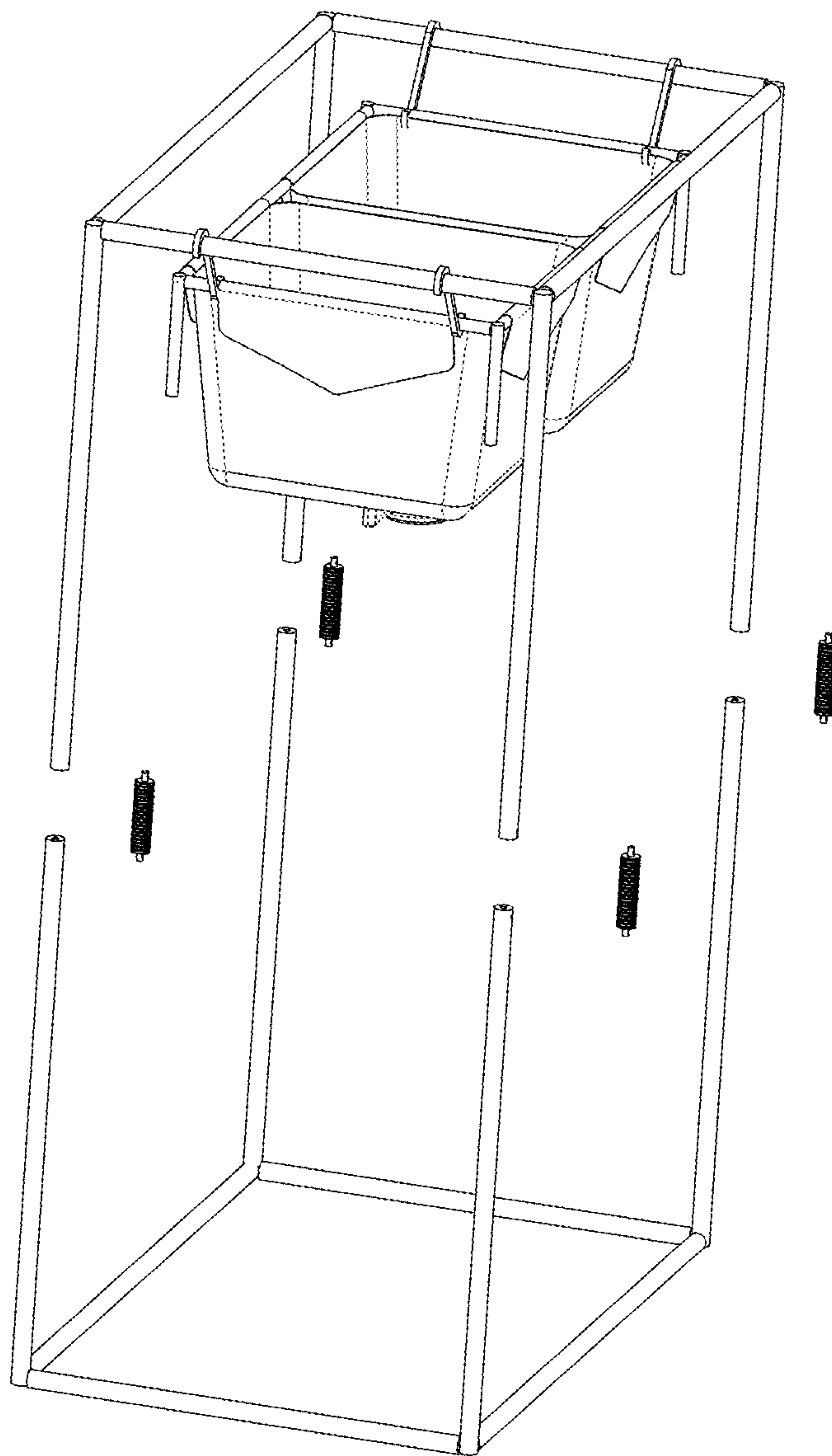


FIG. 5

