



US00D752693S

(12) **United States Design Patent**  
**Arias Segui**

(10) **Patent No.:** **US D752,693 S**  
(45) **Date of Patent:** **\*\* Mar. 29, 2016**

(54) **TOY**

(71) Applicant: **IMC TOYS, S.A.**, Terrassa (ES)

(72) Inventor: **Jan Arias Segui**, Barcelona (ES)

(73) Assignee: **IMC TOYS, S.A.**, Terrassa (ES)

(\*\*) Term: **14 Years**

(21) Appl. No.: **29/497,044**

(22) Filed: **Jul. 21, 2014**

(30) **Foreign Application Priority Data**

Jan. 22, 2014 (EM) ..... 002389163-0007

(51) **LOC (10) Cl.** ..... **21-01**

(52) **U.S. Cl.**  
USPC ..... **D21/652; D21/576**

(58) **Field of Classification Search**  
USPC ..... D6/598; D11/158; D21/576-585,  
D21/587-588, 604, 611-613, 617, 623, 630,  
D21/652; 446/368-369, 376, 487  
CPC ..... A63H 3/00; A63H 3/02; A63H 3/06;  
A63H 3/14; A63H 3/28; A63H 33/00; A63H  
33/003; A63H 33/004

See application file for complete search history.

(56) **References Cited**

U.S. PATENT DOCUMENTS

D77,051 S *	12/1928	Blow	.....	D11/158
D271,598 S *	11/1983	Helein	.....	D21/630
D284,683 S *	7/1986	Fabricant	.....	D21/652
D284,880 S *	7/1986	McCoy	.....	D21/630
D298,444 S *	11/1988	Albert	.....	D21/652
D304,478 S *	11/1989	Fiust	.....	D21/630
D380,023 S *	6/1997	Sisler	.....	D21/617
6,609,944 B1 *	8/2003	Viola	.....	A63H 3/06 446/409
6,773,330 B1 *	8/2004	Cohen	.....	A63H 3/06 446/369
D496,077 S *	9/2004	Rutherford	.....	D21/623
D582,311 S *	12/2008	Tal	.....	D11/158
D596,244 S *	7/2009	Levy	.....	D21/630
D621,887 S *	8/2010	Rappaport-Rowan	.....	D21/630

\* cited by examiner

*Primary Examiner* — Sandra Morris

(74) *Attorney, Agent, or Firm* — Rothwell, Figg, Ernst & Manbeck, P.C.


(57) **CLAIM**

The ornamental design for a toy, as shown and described.

**DESCRIPTION**

FIG. 1 shows a front elevation view of the toy;  
FIG. 2 shows a rear elevation view thereof;  
FIG. 3 shows a side elevation view thereof;  
FIG. 4 shows a another side elevation view thereof;  
FIG. 5 shows a top plan view thereof;  
FIG. 6 shows a bottom plan view thereof; and,  
FIG. 7 shows a perspective view thereof.

**1 Claim, 7 Drawing Sheets**






Fig. 1

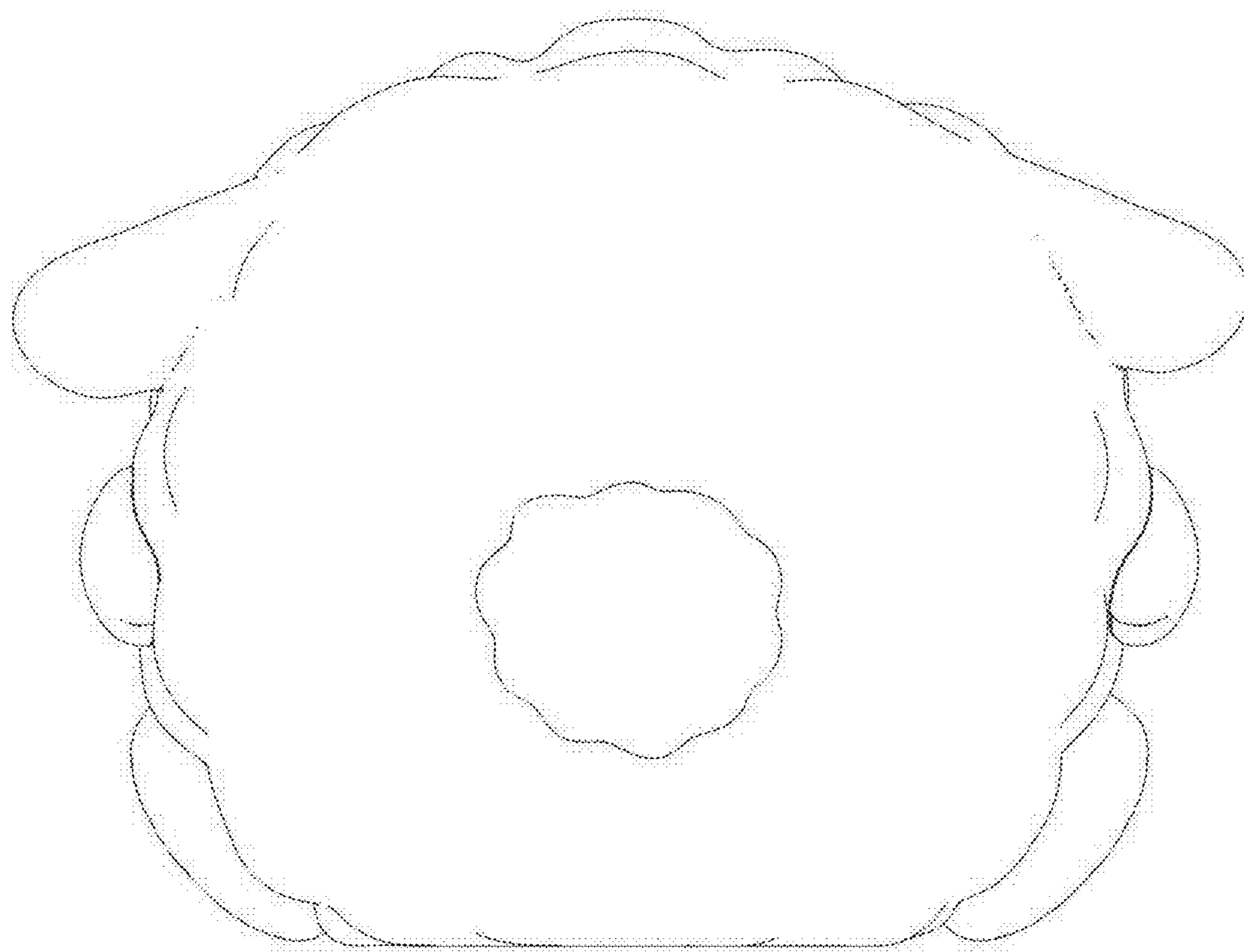


Fig. 2




Fig. 3




Fig. 4

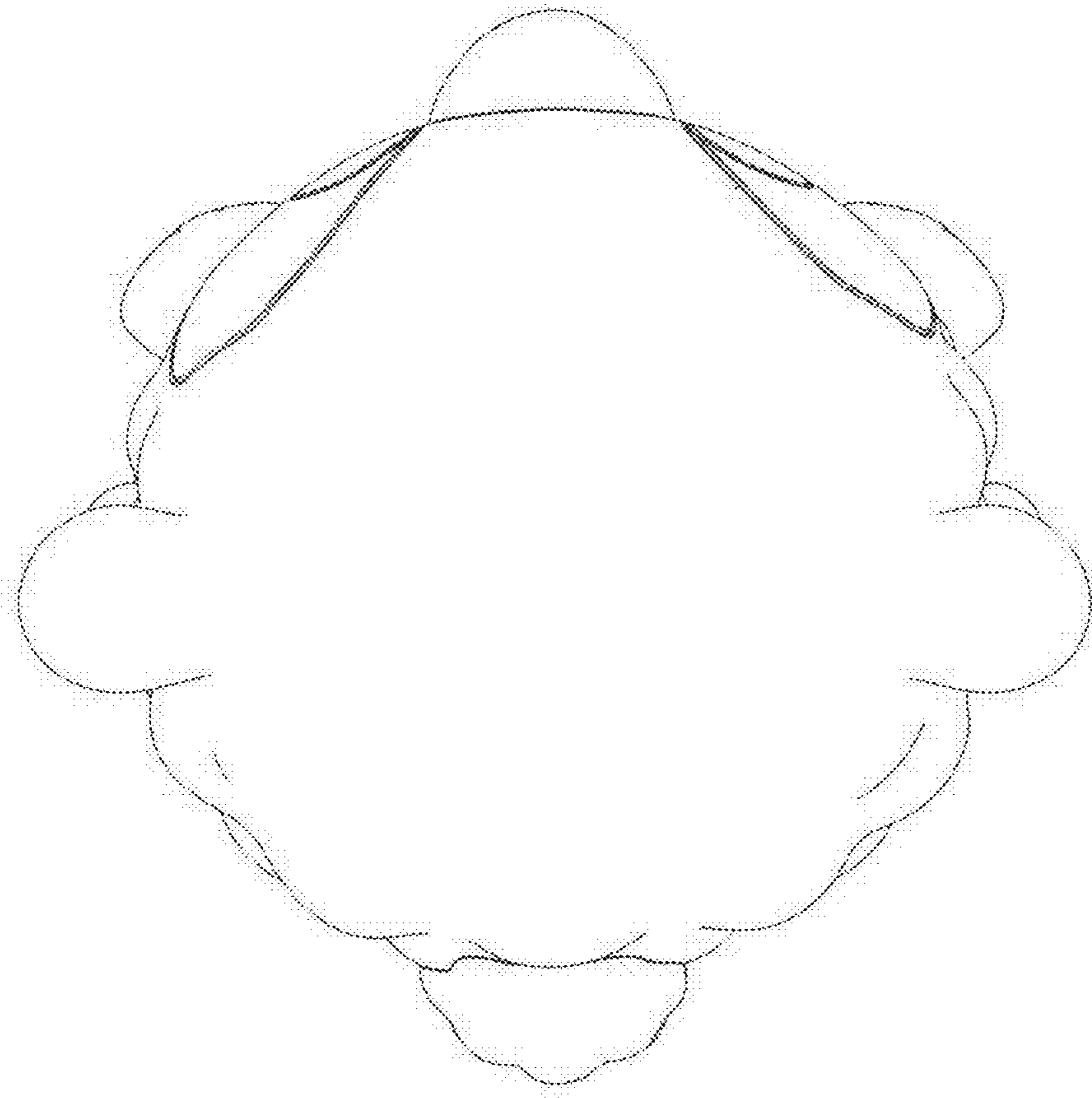


Fig. 5

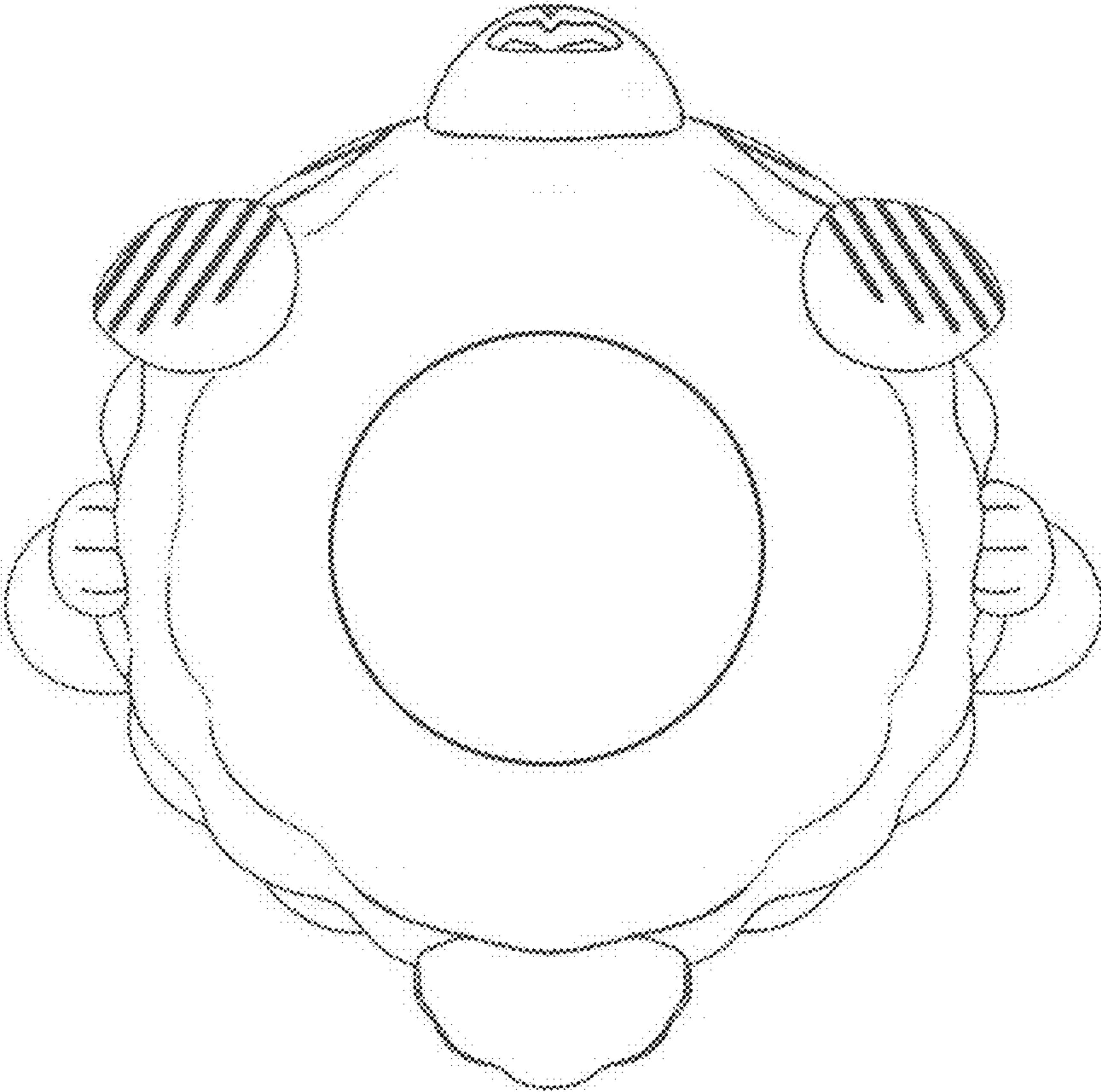


Fig. 6



Fig. 7