



US00D752687S

(12) **United States Design Patent**
Canon

(10) **Patent No.:** **US D752,687 S**
(45) **Date of Patent:** **** Mar. 29, 2016**

(54) **INSTRUCTIONAL AND FIGURATIVE SIGN**

(71) Applicant: **Craig Canon**, Denver, CO (US)

(72) Inventor: **Craig Canon**, Denver, CO (US)

(**) Term: **14 Years**

(21) Appl. No.: **29/489,108**

(22) Filed: **Apr. 25, 2014**

(51) **LOC (10) Cl.** **20-03**

(52) **U.S. Cl.**
USPC **D20/31**

(58) **Field of Classification Search**
USPC D20/10, 19, 29-33, 41, 99; D10/109.1,
D10/113.4; D11/160; D19/59, 62; D21/621,
D21/627, 649
CPC A41H 5/00; A41H 5/01; A41H 5/02;
A45D 44/14; A47F 8/00; A63H 3/00; A63H
3/04; G09B 23/00; G09B 23/34; G09F 19/00;
G09F 19/08; G09F 7/00
See application file for complete search history.

(56) **References Cited**

U.S. PATENT DOCUMENTS

1,422,840 A * 7/1922 De Grasse 446/374
D187,177 S * 2/1960 Lawson D20/31
3,357,610 A * 12/1967 Quinby, Jr. 223/68
4,630,762 A * 12/1986 Stringer 223/66
D307,606 S * 5/1990 Jervis, Sr. D20/31

D308,229 S * 5/1990 Jervis, Sr. D20/31
5,255,457 A * 10/1993 Lipson 40/744
D388,724 S * 1/1998 Victor et al. D10/109.1
D419,309 S * 1/2000 Leon D6/305
6,601,326 B1 * 8/2003 Bublitz et al. 40/418
7,077,301 B2 * 7/2006 Dudley 223/120
D553,196 S * 10/2007 Canon D20/31
D589,092 S * 3/2009 Glover D20/19
D671,602 S * 11/2012 Bradford D21/621
2003/0046840 A1 * 3/2003 Evans et al. 40/538
2007/0277414 A1 * 12/2007 Canon 40/612

* cited by examiner

Primary Examiner — Mary Ann Calabrese

(74) *Attorney, Agent, or Firm* — Dorsey & Whitney LLP

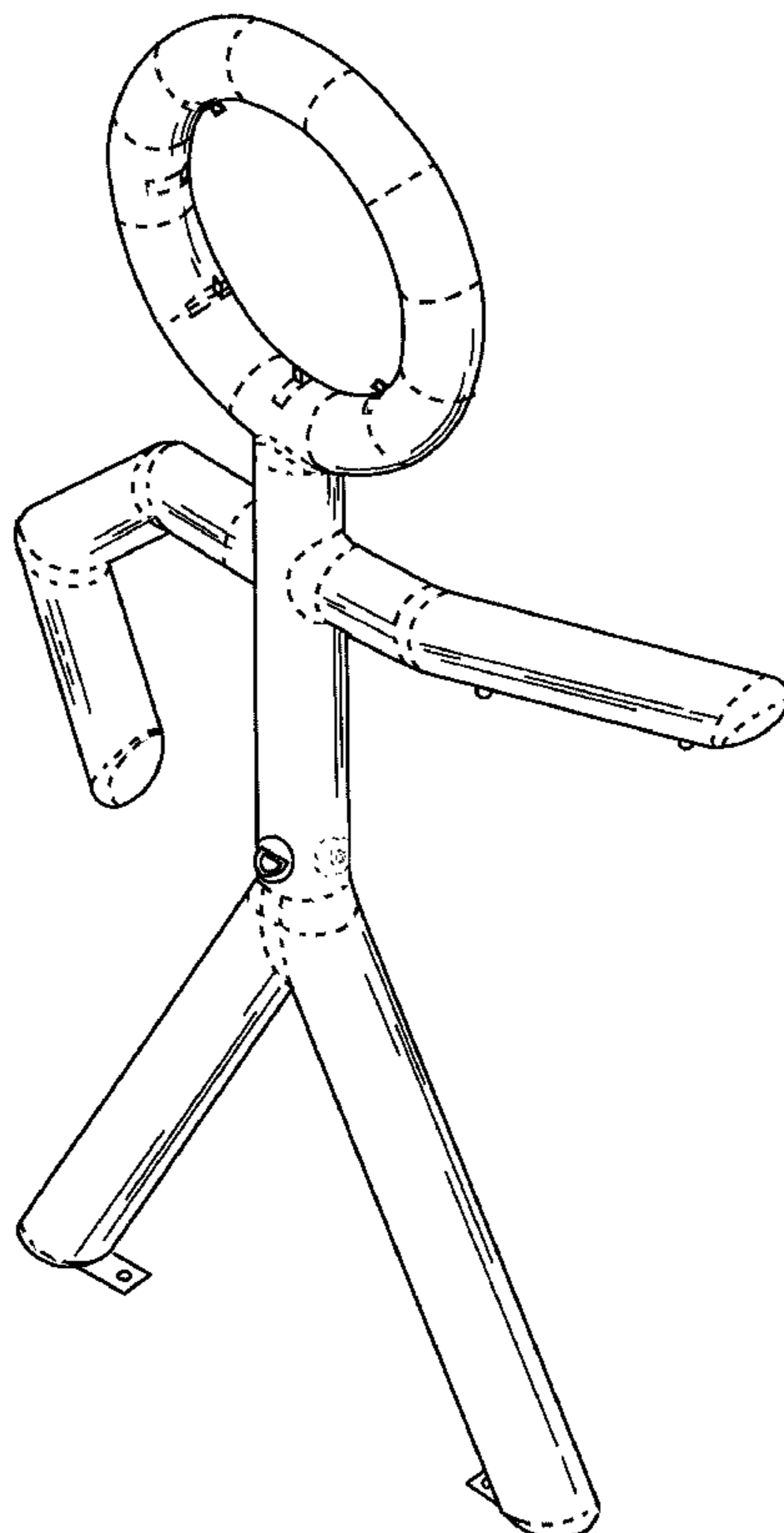
(57) **CLAIM**

The ornamental design for an instructional and figurative sign, as shown and described.

DESCRIPTION

FIG. 1 is an isometric view of an instructional and figurative sign showing my design;
FIG. 2 is a front view of FIG. 1;
FIG. 3 is a rear view of FIG. 1;
FIG. 4 is a right side view of FIG. 1;
FIG. 5 is a left side view of FIG. 1;
FIG. 6 is a top view of FIG. 1; and,
FIG. 7 is a bottom view of FIG. 1.
The broken lines in FIGS. 1-7 illustrate portions of the sign and form no part of the claimed design.

1 Claim, 5 Drawing Sheets



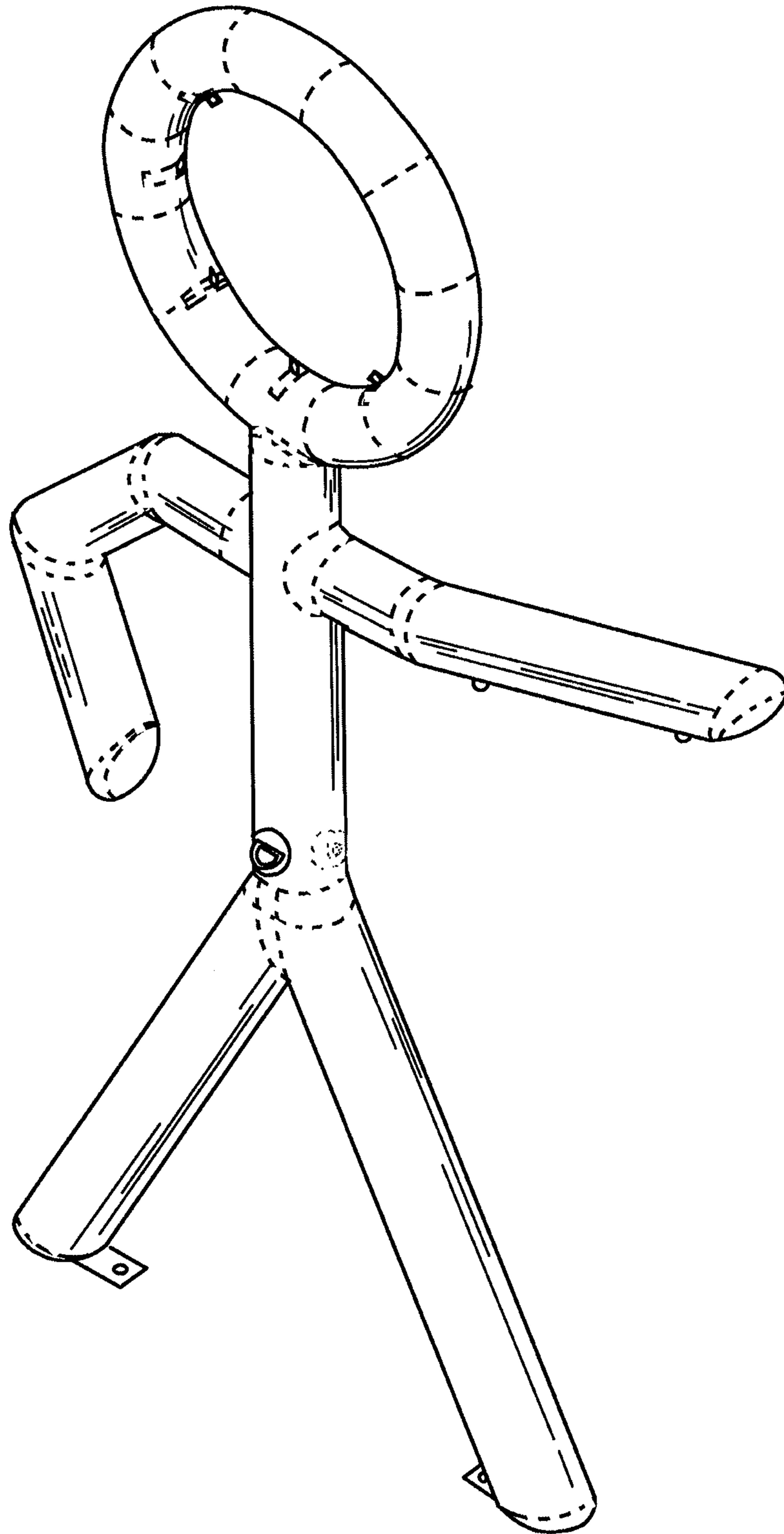


FIG. 1

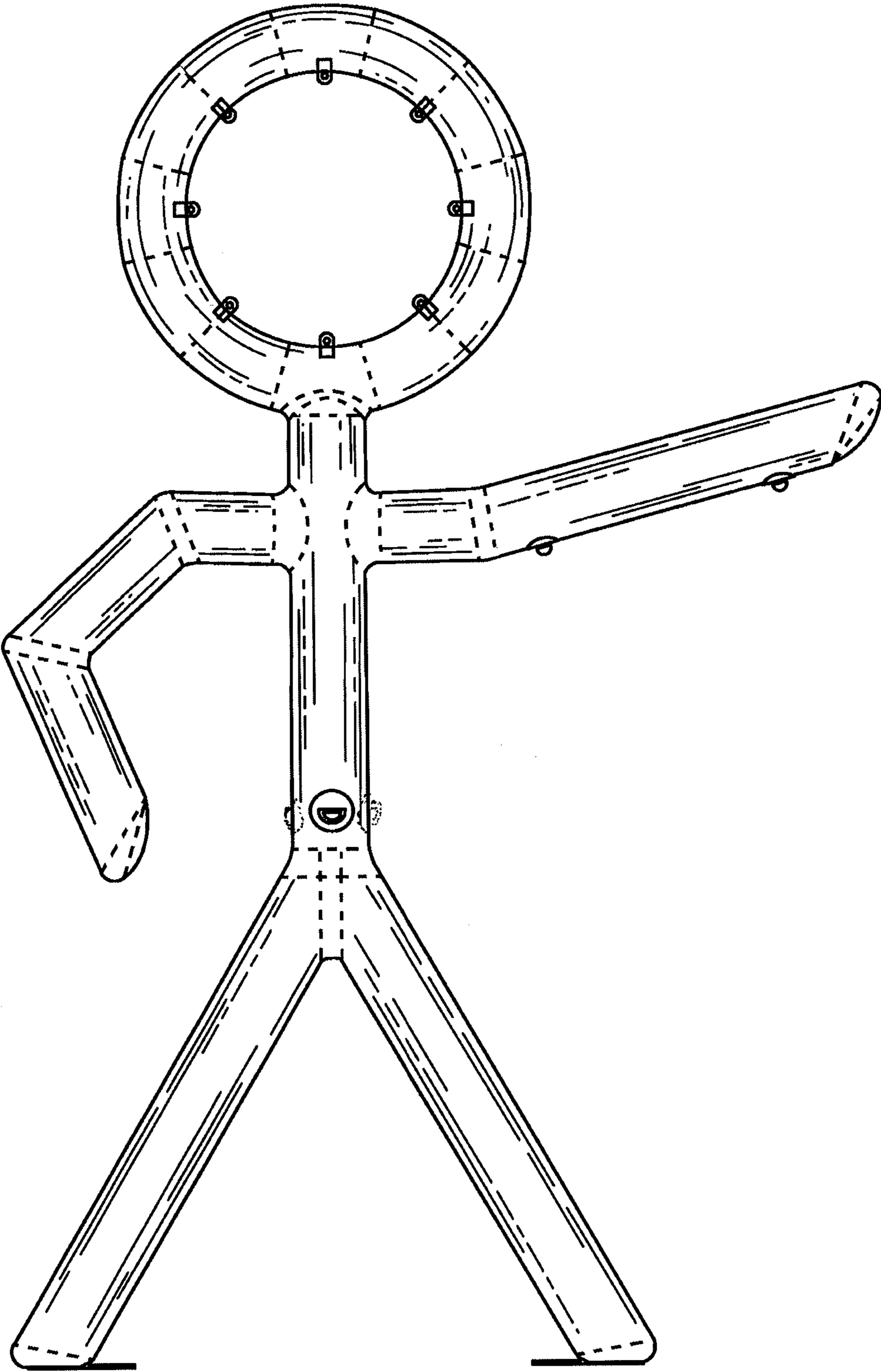


FIG. 2

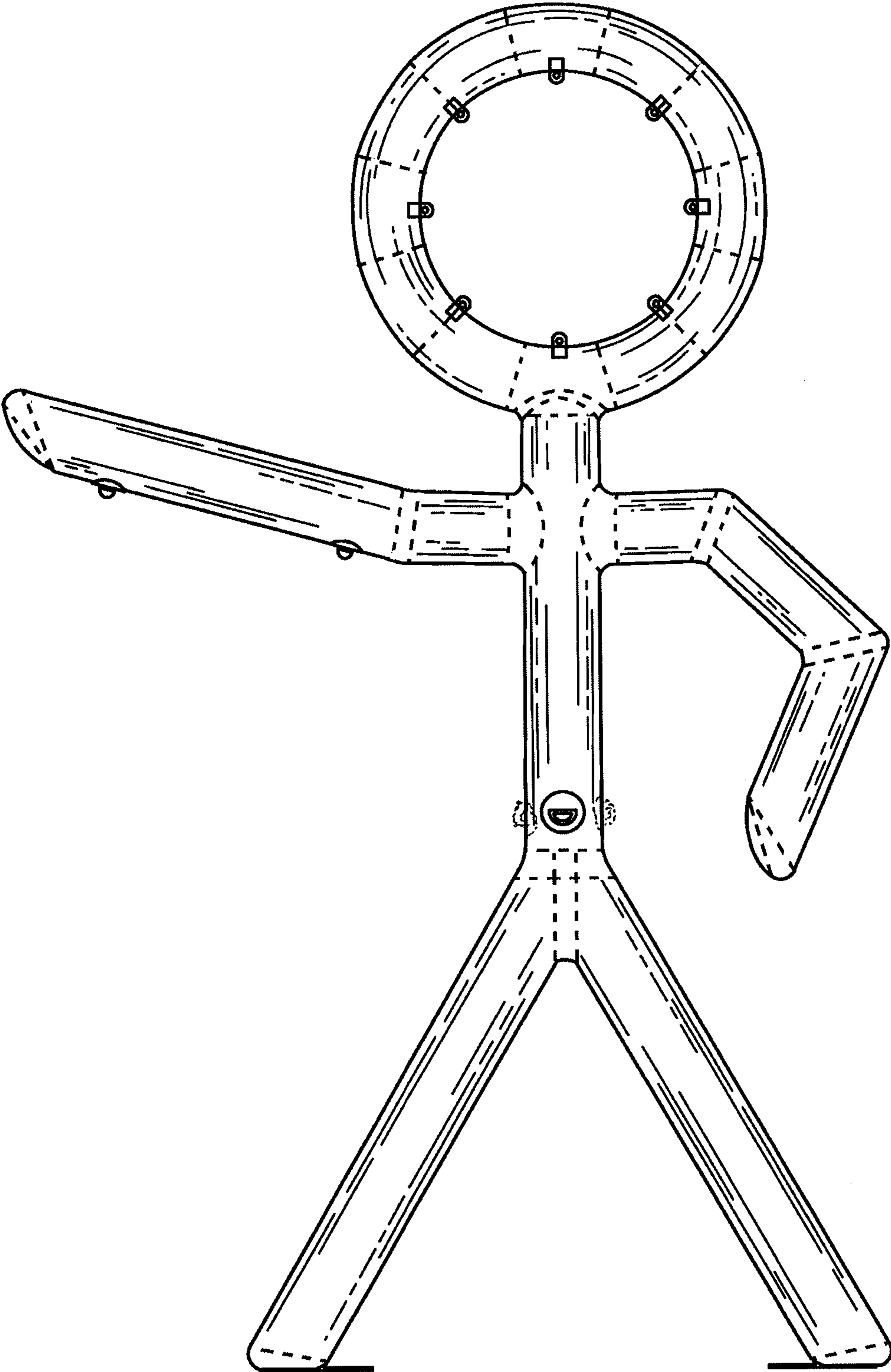


FIG. 3

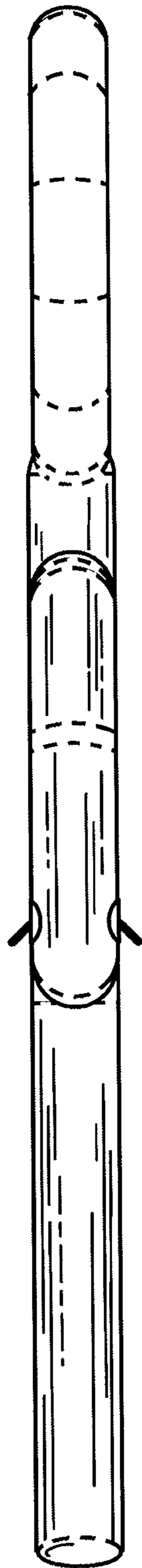


FIG. 4

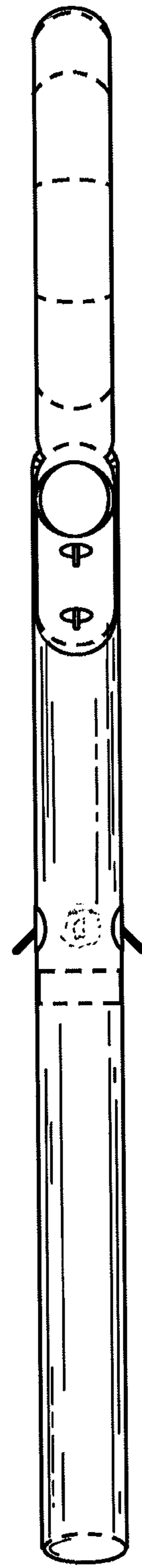


FIG. 5

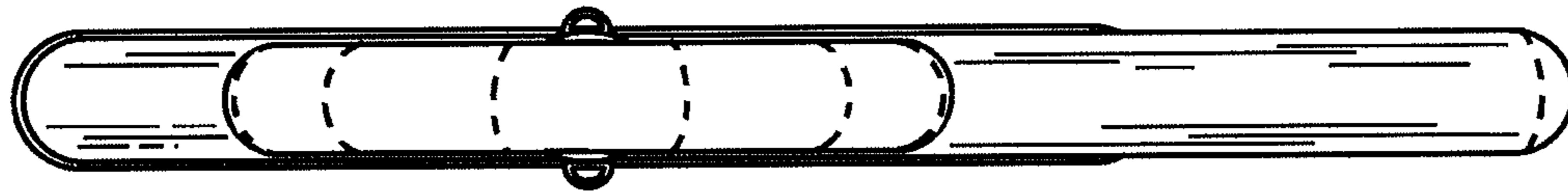


FIG. 6




FIG. 7