



US00D752669S

(12) **United States Design Patent**
Garfias

(10) **Patent No.:** **US D752,669 S**
(45) **Date of Patent:** **** Mar. 29, 2016**

- (54) **EYEGLASS LENS**
- (71) Applicant: **Oakley, Inc.**, Foothill Ranch, CA (US)
- (72) Inventor: **Nicolas Adolfo Garfias**, Long Beach, CA (US)
- (73) Assignee: **Oakley, Inc.**, Foothill Ranch, CA (US)
- (**) Term: **14 Years**
- (21) Appl. No.: **29/498,092**
- (22) Filed: **Jul. 31, 2014**
- (51) **LOC (10) Cl.** **16-06**
- (52) **U.S. Cl.**
USPC **D16/101**
- (58) **Field of Classification Search**
USPC D16/101, 300-342, 900; D29/109-110;
351/41, 44, 51-52, 62, 158, 92,
351/103-123, 140-153, 63, 59, 45-48;
2/426-432, 447-449, 441, 434-437,
2/13, 15; D21/483, 659-661; D14/372
CPC G02C 2200/08; G02C 1/06; G02C 5/14;
G02C 5/16; G02C 11/02; G02C 11/04;
G02C 2200/22; G02C 5/146; G02C 5/2254;
G02C 5/008; A61M 2021/0044; A63B 33/002
See application file for complete search history.

D331,763 S	12/1992	Jannard	
D333,145 S	2/1993	Jannard	
D335,887 S	5/1993	Jannard	
D336,908 S	6/1993	Jannard	
D354,968 S	1/1995	Jannard	
D419,166 S	1/2000	Wiedner	
D510,588 S	* 10/2005	Love	D16/101
D527,752 S	9/2006	Canavan et al.	
D533,572 S	12/2006	Howard et al.	
D547,342 S	7/2007	Love	
D548,251 S	8/2007	Broersma	
D568,917 S	5/2008	Yee	
D568,918 S	* 5/2008	Yee	D16/101
D571,838 S	6/2008	Yee	
D573,621 S	7/2008	Yee	
D574,025 S	7/2008	Yee	
D574,405 S	8/2008	Yee	
D725,690 S	* 3/2015	Garfias	D16/101
D735,788 S	* 8/2015	Uhm	D16/101

* cited by examiner

Primary Examiner — Raphael Barkai
(74) *Attorney, Agent, or Firm* — Knobbe Martens Olson & Bear LLP

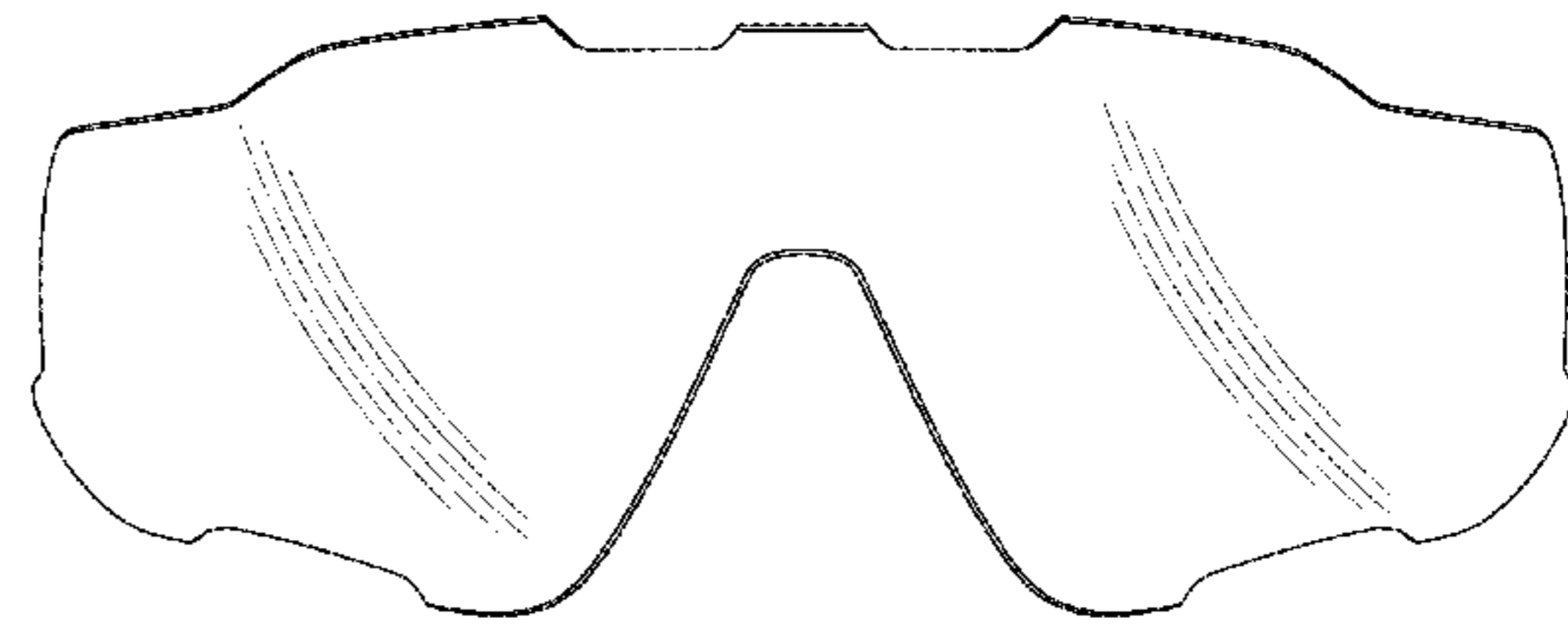
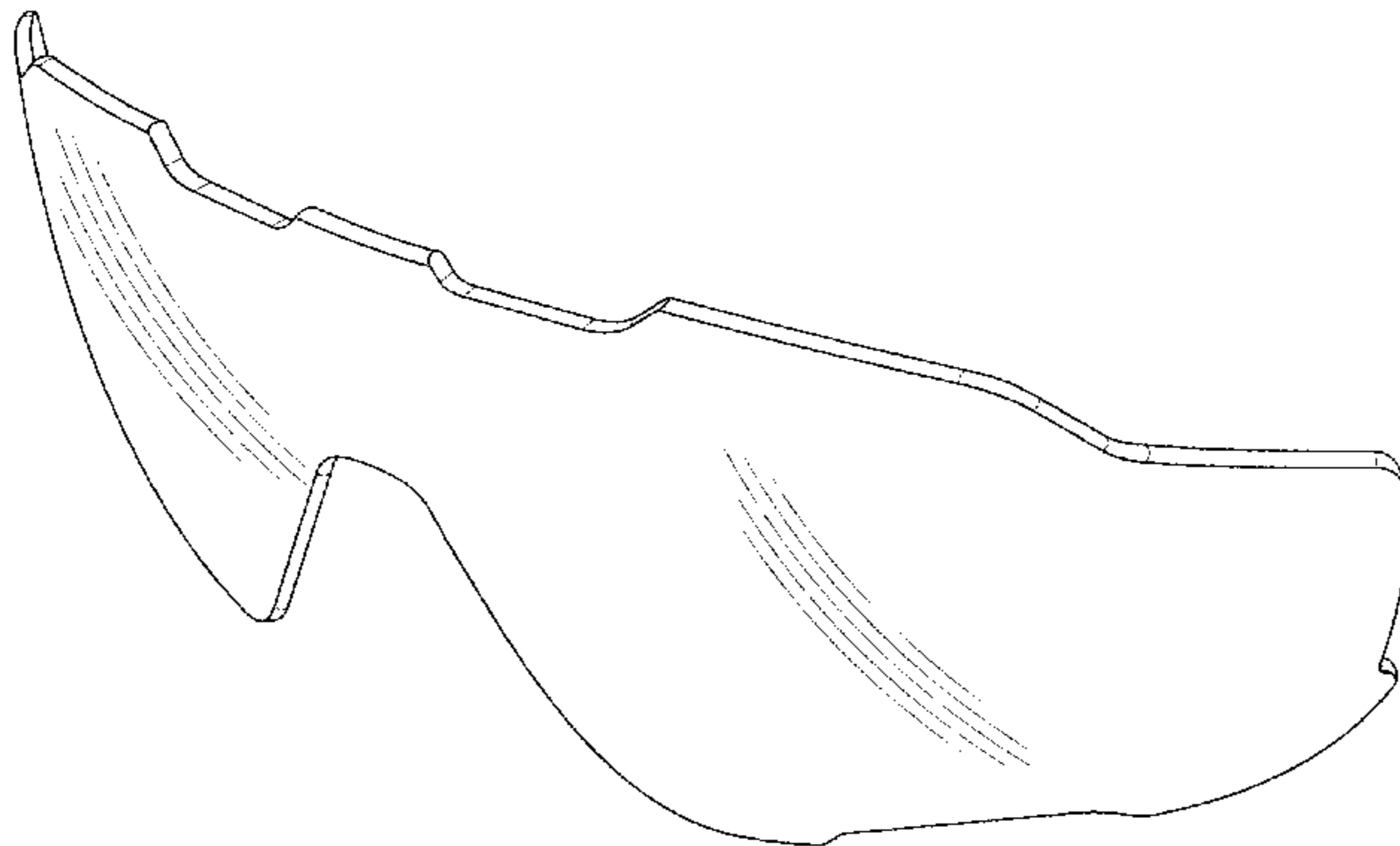
(57) **CLAIM**
The ornamental design for an eyeglass lens, as shown and described.

DESCRIPTION

FIG. 1 is a front perspective view of an eyeglass lens showing an embodiment of the new design;
FIG. 2 is a front elevational view thereof;
FIG. 3 is a rear elevational view thereof;
FIG. 4 is a left side elevational view thereof;
FIG. 5 is a right side elevational view thereof;
FIG. 6 is a top plan view thereof; and,
FIG. 7 is a bottom plan view thereof.

1 Claim, 3 Drawing Sheets

- (56) **References Cited**
U.S. PATENT DOCUMENTS
- | | | |
|-------------|---------|---------|
| D230,439 S | 2/1974 | Rabuse |
| D280,994 S | 10/1985 | Abate |
| 4,824,233 A | 4/1989 | Jannard |
| 4,867,550 A | 9/1989 | Jannard |
| 4,998,815 A | 3/1991 | Lin |
| D328,468 S | 8/1992 | Jannard |



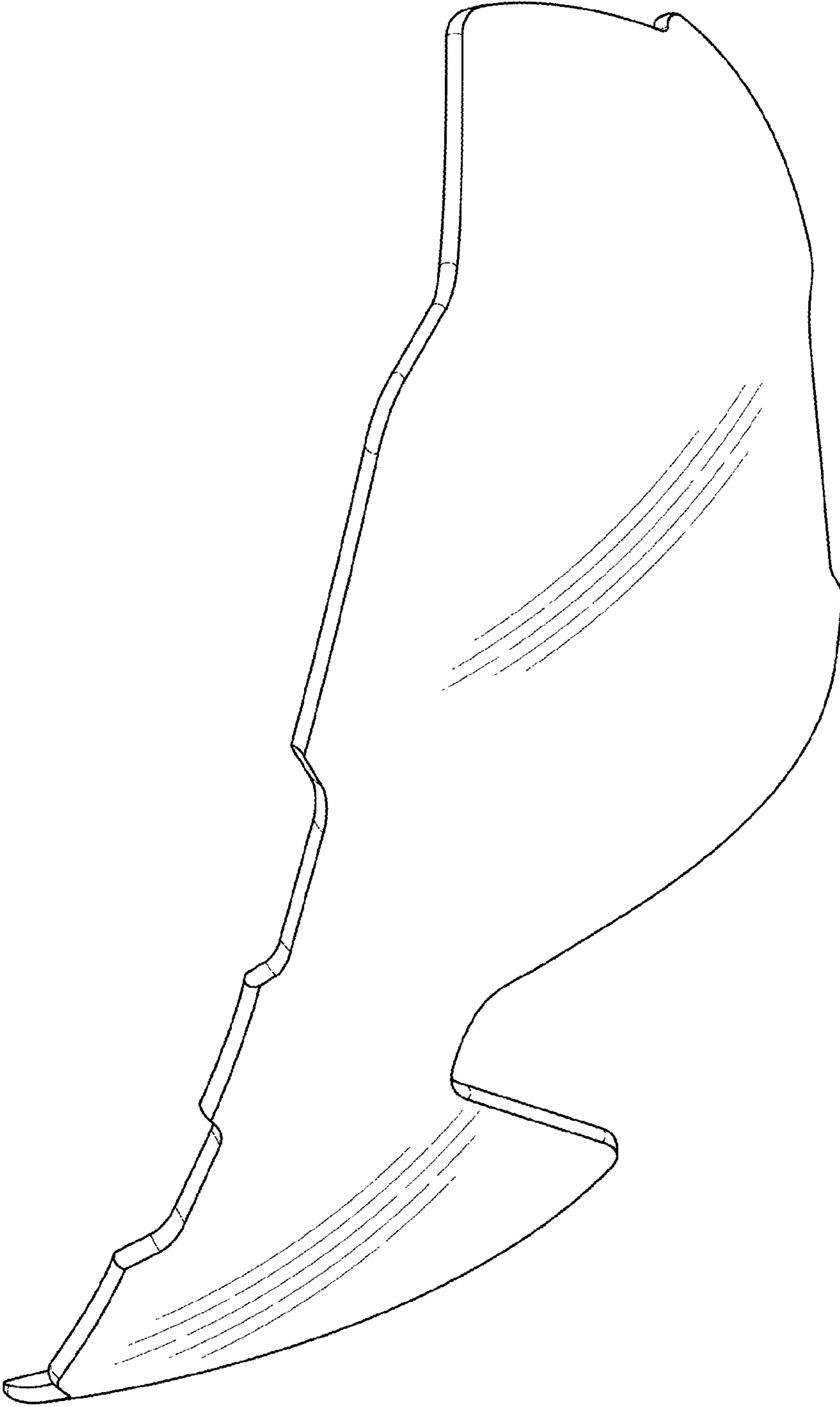


FIG. 1

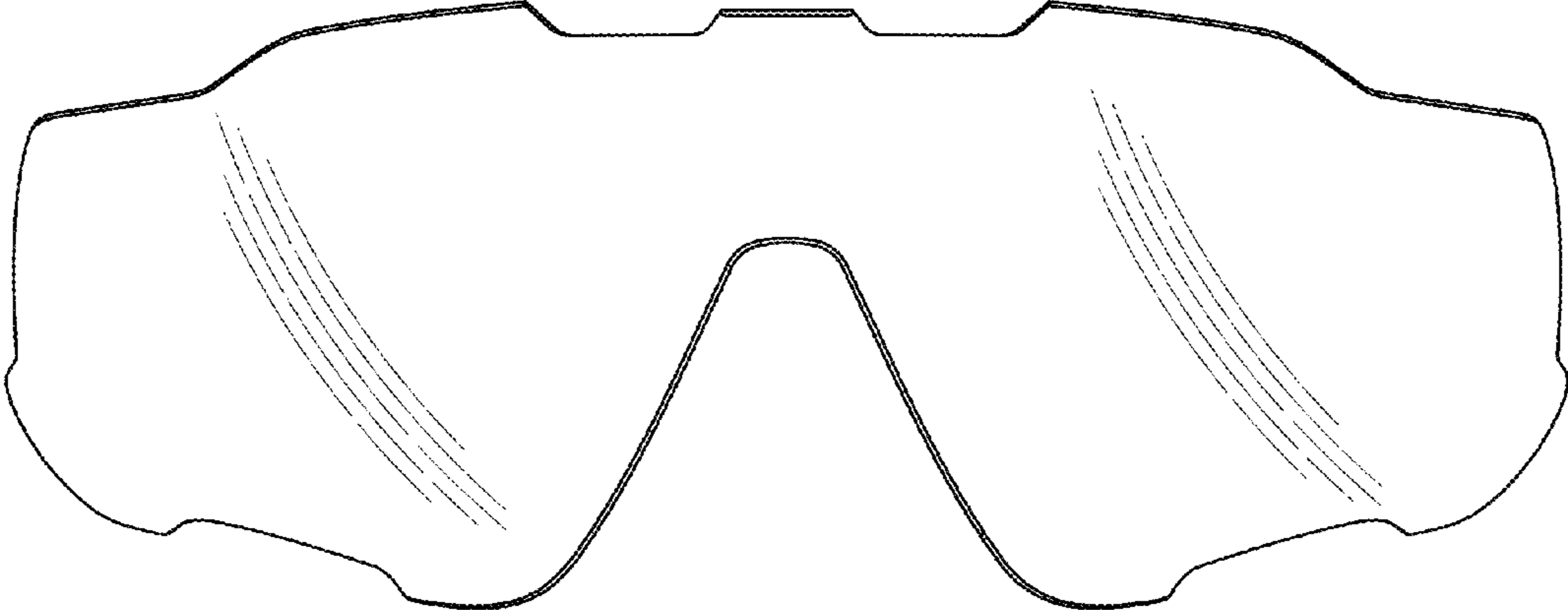


FIG. 2

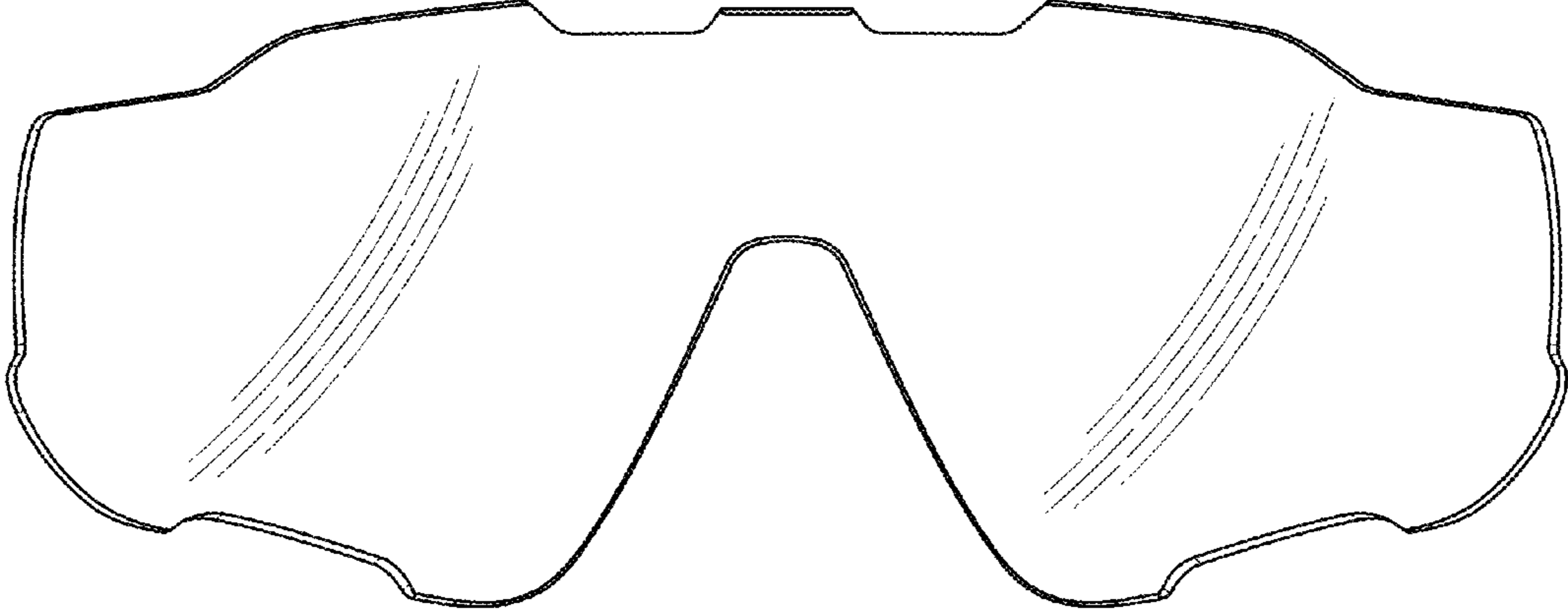


FIG. 3

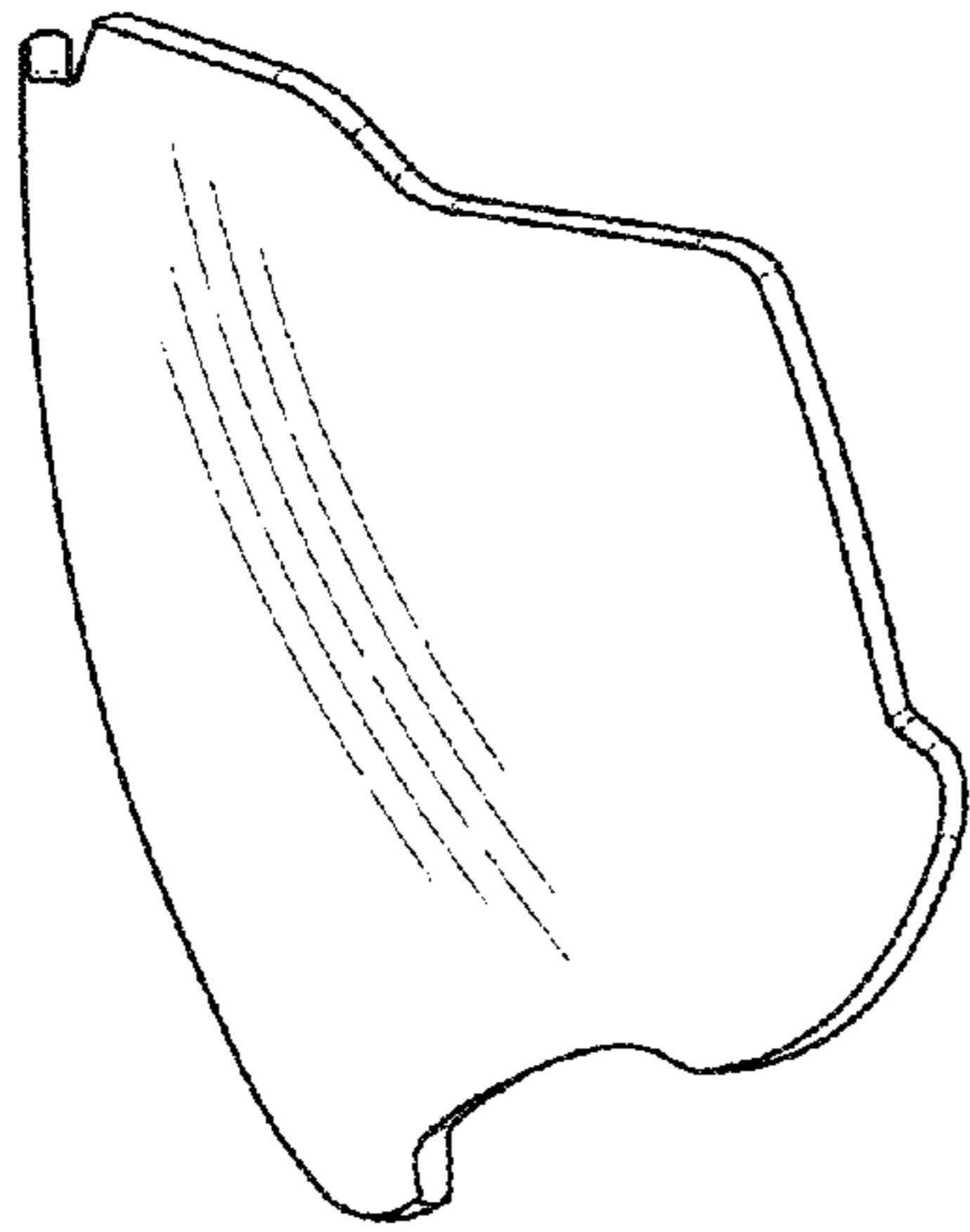


FIG. 4

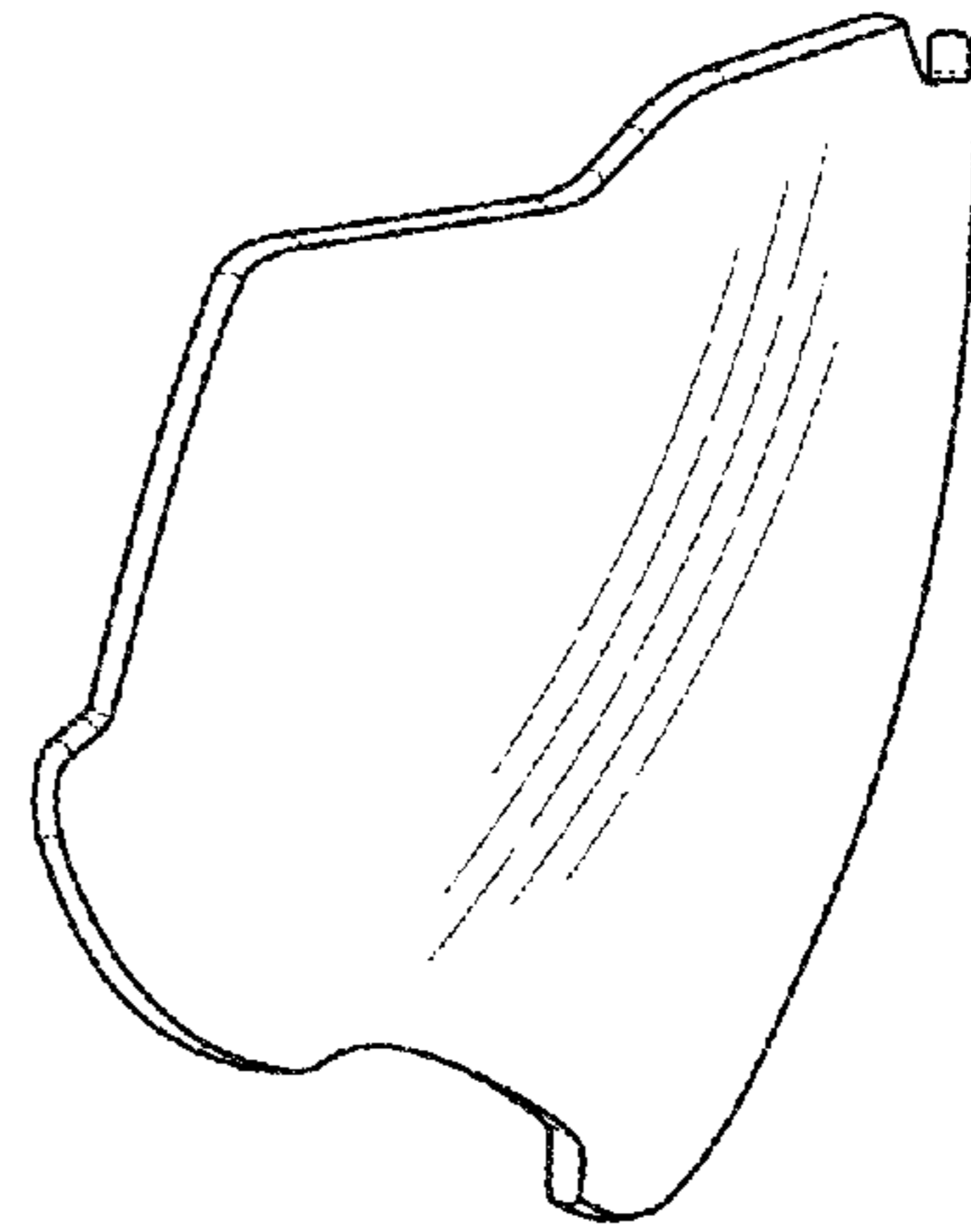


FIG. 5

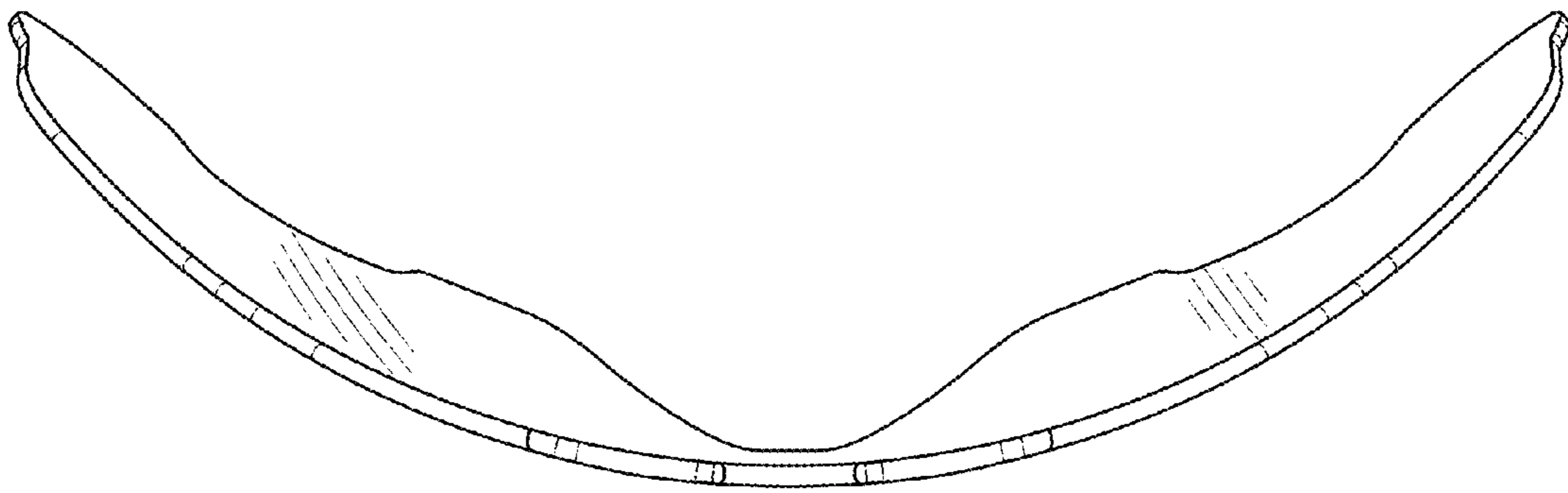


FIG. 6

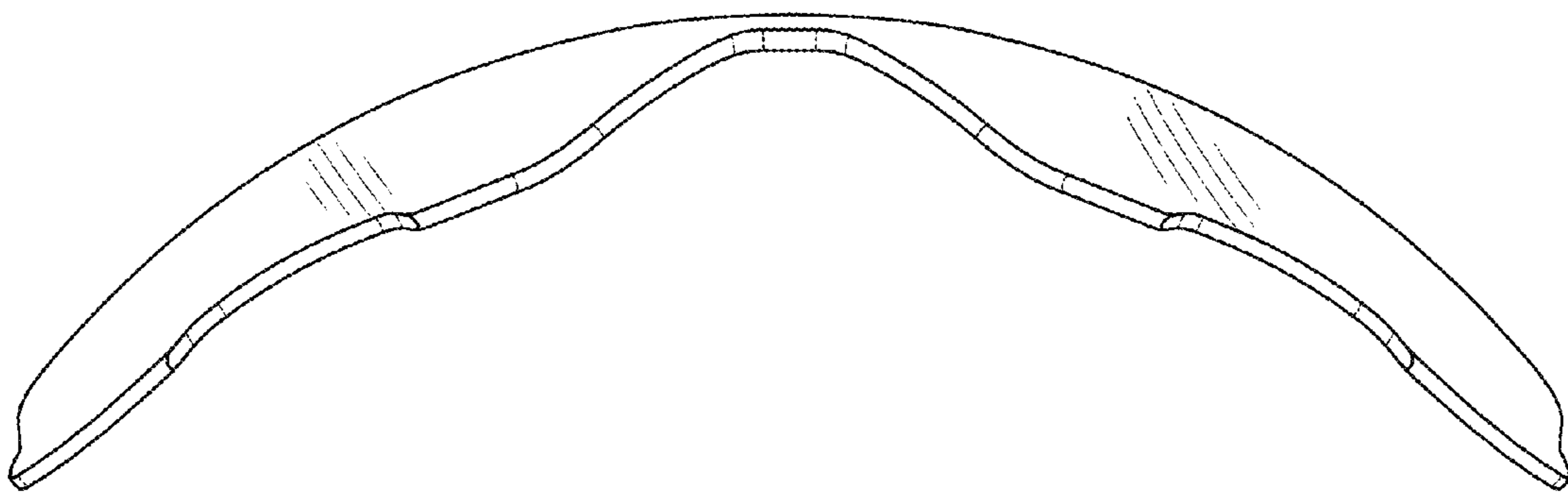


FIG. 7