



US00D752656S

(12) **United States Design Patent**
Meyer et al.

(10) **Patent No.:** **US D752,656 S**
(45) **Date of Patent:** **** Mar. 29, 2016**

(54) **UNDERCARRIAGE TRACK SHOE FOR
MOBILE EARTHMOVING MACHINE**

- (71) Applicant: **Caterpillar Inc.**, Peoria, IL (US)
- (72) Inventors: **Robert L. Meyer**, Metamora, IL (US);
Gregory J. Kaufmann, Metamora, IL (US);
Mark Steven Diekevers, Metamora, IL (US);
William Jay Ulrich, IV, East Peoria, IL (US)
- (73) Assignee: **Caterpillar Inc.**, Peoria, IL (US)
- (**) Term: **15 Years**
- (21) Appl. No.: **29/529,363**
- (22) Filed: **Jun. 5, 2015**

Related U.S. Application Data

- (63) Continuation of application No. 29/497,625, filed on Jul. 25, 2014, now Pat. No. Des. 736,268, which is a continuation of application No. 29/426,090, filed on Jun. 29, 2012, now Pat. No. Des. 712,935.

(51) **LOC (10) Cl.** **15-03**

(52) **U.S. Cl.**
USPC **D15/28**

(58) **Field of Classification Search**
USPC D15/22-26, 28; D21/537, 431, 495;
180/89.12, 89.1, 900; 152/209.12, 108,
152/88, 171-173, 165, 178; 305/191, 193,
305/192, 161, 178, 194, 160, 180, 179, 43,
305/40, 53, 44, 46, 50, 167, 196, 198, 162,
305/169, 177, 185, 200-202, 171, 195, 189,
305/187; 404/121
CPC B62D 55/27; B62D 55/18; B62D 55/088;
B62D 55/08; B62D 55/00
See application file for complete search history.

(56) **References Cited**

U.S. PATENT DOCUMENTS

D53,639 S 7/1919 Moore
1,705,802 A 3/1929 Best

(Continued)

FOREIGN PATENT DOCUMENTS

AU 95684 3/1987
AU 105902 11/1989

(Continued)

OTHER PUBLICATIONS

Caterpillar, "Cat® Enhanced Sealed and Lubricated Track (SALT) Undercarriage," © 2011.

(Continued)

Primary Examiner — Mark Goodwin

(74) *Attorney, Agent, or Firm* — Saidman DesignLaw Group, LLC

(57) **CLAIM**

The ornamental design for an undercarriage track shoe for mobile earthmoving machine, as shown and described.

DESCRIPTION

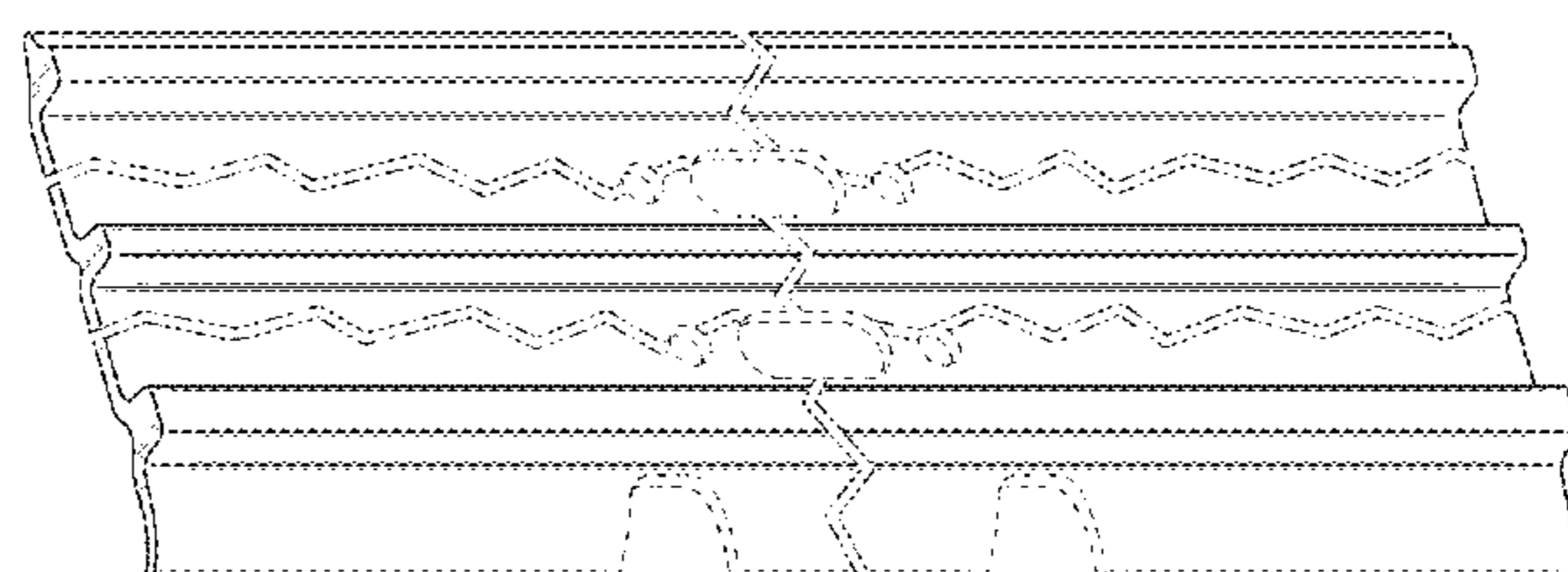
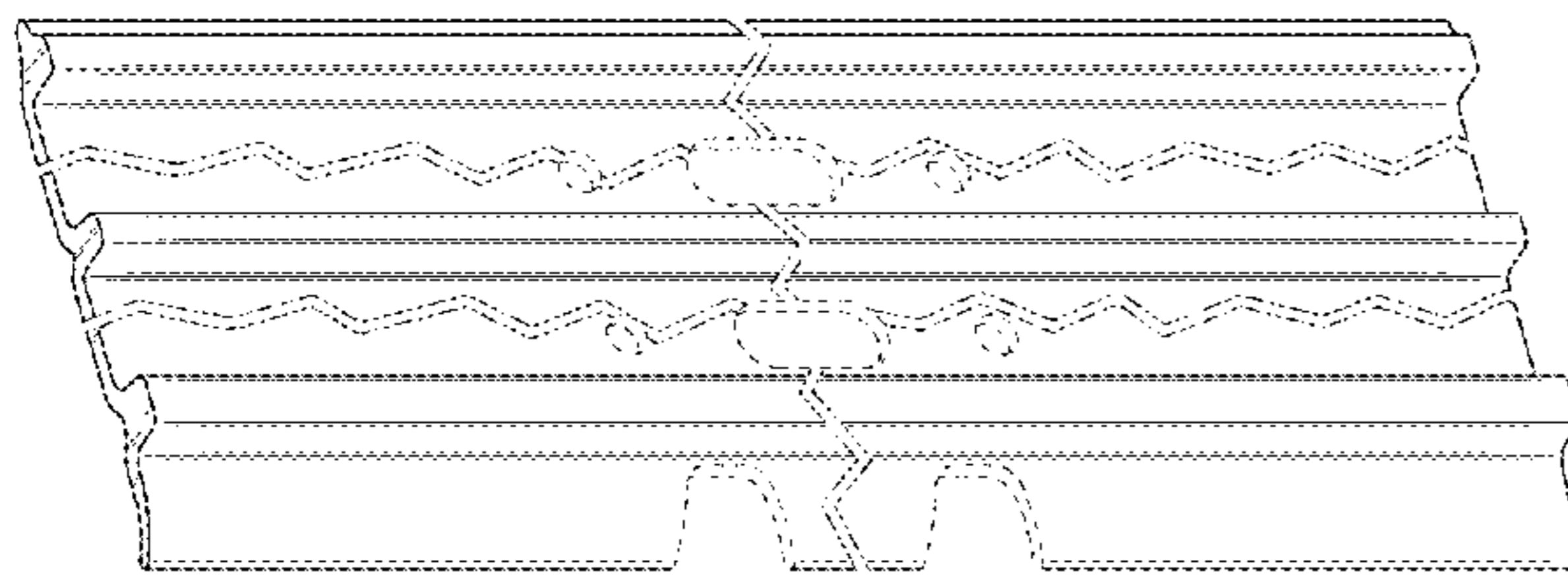
FIG. 1 is a top perspective view of an undercarriage track shoe for mobile earthmoving machine showing our new design; FIG. 2 is a bottom perspective view thereof; FIG. 3 is a front view thereof; FIG. 4 is a rear view thereof; FIG. 5 is a right side view thereof, the left side view being a mirror image; FIG. 6 is a top view thereof; FIG. 7 is a bottom view thereof; FIG. 8 is a top perspective view of a second embodiment thereof; FIG. 9 is a bottom perspective view thereof; FIG. 10 is a front view thereof; FIG. 11 is a rear view thereof; FIG. 12 is a right side view thereof, the left side view being a mirror image; FIG. 13 is a top view thereof; and, FIG. 14 is a bottom view thereof.

The dashed broken lines illustrate environmental structure and form no part of the claimed design.

The pairs of closely spaced jagged dot-dot-dashed lines represent indeterminate length and height and width, and form no part of the claimed design.

The relatively light shade lines on the surface portions indicate contour and not surface decorations.

1 Claim, 10 Drawing Sheets



(56)

References Cited

U.S. PATENT DOCUMENTS

1,952,545 A 3/1934 Gotshall
 D107,515 S 12/1937 Grange et al.
 2,463,226 A 3/1949 Walden
 2,549,930 A 4/1951 Riegel et al.
 2,652,285 A 9/1953 Negri
 2,664,317 A 12/1953 Glynn et al.
 2,874,005 A 2/1959 Engström
 D186,214 S 9/1959 Francis
 2,911,252 A 11/1959 Templeton
 3,035,872 A 5/1962 Rich
 3,089,021 A 5/1963 Hawes et al.
 3,372,959 A 3/1968 Watts, Jr.
 D224,705 S 9/1972 Mattson
 3,937,529 A 2/1976 Becker et al.
 3,947,074 A 3/1976 Nelson
 3,955,855 A 5/1976 Massieon et al.
 3,972,570 A 8/1976 Massieon
 4,003,608 A 1/1977 Carter
 4,021,082 A 5/1977 Rasmussen
 4,082,372 A 4/1978 Kozuki
 4,098,543 A 7/1978 Sturges
 RE29,723 E 8/1978 Haslett et al.
 4,112,851 A 9/1978 Rousseau et al.
 4,121,875 A 10/1978 Stedman
 4,123,120 A 10/1978 Kohriyama
 4,141,601 A 2/1979 Stedman
 4,165,137 A 8/1979 Stedman
 4,176,887 A 12/1979 Alpers et al.
 4,306,753 A 12/1981 Livesay et al.
 4,324,437 A 4/1982 Narang
 4,371,362 A 2/1983 Dorris
 4,440,095 A 4/1984 Mathieu
 4,444,441 A 4/1984 Parker
 4,448,459 A 5/1984 Kortering et al.
 4,459,124 A 7/1984 Newton
 4,482,193 A 11/1984 Boggs et al.
 4,602,825 A 7/1986 Meisel, Jr.
 4,605,264 A 8/1986 Tonsor
 4,637,665 A 1/1987 Burdick et al.
 4,685,184 A 8/1987 Satkamp
 4,763,961 A 8/1988 Parrott
 D298,632 S 11/1988 Grawey et al.
 4,805,968 A 2/1989 Connerley
 4,825,777 A 5/1989 Cummins
 4,890,892 A 1/1990 Haslett
 5,005,922 A 4/1991 Edwards et al.
 D338,020 S 8/1993 Taft
 5,255,964 A 10/1993 Hara
 D340,890 S 11/1993 Martin et al.
 5,288,143 A 2/1994 Dester et al.
 5,482,364 A 1/1996 Edwards et al.
 5,482,365 A 1/1996 Peterson et al.
 5,509,359 A 4/1996 Houston
 D382,570 S 8/1997 Bruns
 5,692,985 A 12/1997 Hirata et al.
 5,803,558 A 9/1998 Ketting et al.
 5,887,958 A 3/1999 Bissi et al.
 5,913,374 A 6/1999 Becker et al.
 5,927,665 A 7/1999 Grabnic
 6,012,784 A 1/2000 Oertley
 6,017,103 A 1/2000 Villard
 6,047,969 A 4/2000 Hoeffft et al.
 6,120,405 A 9/2000 Oertley et al.
 6,186,671 B1 2/2001 Rucks et al.
 6,220,378 B1 4/2001 Oertley et al.
 6,237,877 B1 5/2001 Wallace et al.
 6,250,459 B1 6/2001 Coen et al.
 RE37,254 E 7/2001 Ketting et al.
 6,322,473 B1 11/2001 Burdick et al.
 6,364,438 B1 4/2002 Hasselbusch et al.
 6,416,142 B1 7/2002 Oertley
 6,422,667 B2 7/2002 Miyaura
 6,431,665 B1 8/2002 Banerjee et al.
 6,454,366 B1 9/2002 Egle
 6,474,754 B1 11/2002 Hasselbusch

6,733,093 B2 5/2004 Deland et al.
 6,783,196 B2 8/2004 Maguire et al.
 6,851,768 B2 2/2005 Takeno et al.
 6,874,859 B1 4/2005 Duse
 D510,742 S 10/2005 Stover
 7,040,080 B2 5/2006 Okawa et al.
 7,100,353 B1 9/2006 Maguire
 D549,244 S 8/2007 Noel
 D598,937 S 8/2009 Lyasko
 D599,381 S 9/2009 Chiang
 D603,880 S 11/2009 Brazier
 7,614,709 B2 11/2009 Oertley
 7,644,999 B2 1/2010 Bradberry et al.
 7,661,774 B2 2/2010 Yamamoto et al.
 7,721,864 B2 5/2010 Bluhm
 7,806,209 B2 10/2010 Standish et al.
 7,832,815 B2 11/2010 VanderVeen
 7,896,766 B2 3/2011 Mitzschke et al.
 7,914,086 B2 3/2011 Mulligan
 8,075,069 B2 12/2011 Pech et al.
 D660,877 S 5/2012 Caron et al.
 8,172,342 B2 5/2012 Diekevers et al.
 D689,101 S 9/2013 Jost et al.
 D709,527 S 7/2014 Meyer et al.
 D719,588 S 12/2014 Meyer et al.
 2001/0001223 A1 5/2001 Miyaura
 2002/0113489 A1 8/2002 Oertley
 2003/0090151 A1 5/2003 Takeno et al.
 2004/0032166 A1 2/2004 Maguire et al.
 2005/0040708 A1 2/2005 Yamamoto et al.
 2005/0104448 A1 5/2005 Hori et al.
 2006/0017323 A1 1/2006 Wodrich et al.
 2008/0164756 A1 7/2008 Yamamoto et al.
 2008/0217994 A1 9/2008 McRae et al.
 2009/0026836 A1 1/2009 Maeda
 2009/0102281 A1 4/2009 Diekevers et al.
 2009/0267408 A1 10/2009 Chiang
 2010/0007206 A1 1/2010 Wodrich
 2010/0102623 A1 4/2010 Mulligan
 2010/0133898 A1 6/2010 Johannsen et al.
 2010/0139993 A1 6/2010 Sebright et al.
 2010/0141005 A1 6/2010 Mackert
 2010/0141027 A1 6/2010 Fischer et al.
 2012/0146398 A1 6/2012 Nebergall et al.
 2012/0146399 A1 6/2012 Nebergall et al.
 2012/0153714 A1 6/2012 Yelistratov
 2013/0002009 A1 1/2013 Meyer et al.
 2014/0001827 A1 1/2014 Kaufmann et al.
 2014/0070603 A1 3/2014 Wodrich et al.

FOREIGN PATENT DOCUMENTS

AU 106480 1/1990
 AU 107028 3/1990
 AU 109960 1/1991
 AU 121710 10/1994
 AU 137779 7/1999
 AU 139354 12/1999
 AU 140881 6/2000
 AU 143748 5/2001
 AU 149531 10/2002
 AU 304403 11/2005
 AU 307970 7/2006
 AU 310269 9/2006
 AU 321833 10/2008
 AU 324833 2/2009
 AU 335858 4/2011
 AU 338612 9/2011
 AU 340737 2/2012
 CL 265-1928 5/1928
 CL 628-1928 10/1928
 CL 145-1939 7/1939
 CL 75-1943 3/1943
 CL 774-1989 11/1989
 CL 773-1989 3/1990
 CL 92-1990 5/1990
 CL 564-1991 7/1991
 CL 2196-1997 12/1998
 CL 1488-2002 9/2002

(56)

References Cited

FOREIGN PATENT DOCUMENTS

CL	2980-2001	8/2003
CL	331-2009	5/2009
CL	332-2009	5/2009
CL	335-2009	5/2009
CL	336-2009	5/2009
CL	7-2010	9/2010
CL	2110-2011	12/2011
CL	3070-2011	6/2012
EM	000302823-0001	2/2005
EM	000450028-0003	12/2005
EM	000450028-0006	12/2005
EM	000472956-0001	1/2006
EM	000528807-0001	5/2006
EM	000528807-0002	5/2006
EM	000528807-0003	5/2006
EM	000644976-0001	12/2006
EP	1 834 863 A1	9/2007
GB	1051849	12/1987
GB	2008967	3/1990
GB	2067983	7/1997
GB	2080040	12/1998
GB	2087930	11/1999
GB	2092436	4/2000
GB	2098189	6/2000
GB	2105696	4/2001
GB	2105775	5/2001
GB	3019881	12/2004
GB	3022180	8/2005
GB	3022182	8/2005

GB	4014572	2/2010
GB	4017607	11/2010
GB	4025167	6/2012
JP	57-101681	6/1982
JP	2002-29462	1/2002
WO	2005123490 A1	12/2005
WO	2012/082231 A3	6/2012
WO	2012/116674 A1	9/2012
WO	2013/003103 A1	1/2013

OTHER PUBLICATIONS

Caterpillar, "Cat® Undercarriage Assurance Programs," © 2010.
 Caterpillar, "Cat® Grease Lubricated Track Link Assemblies," © 2008.
 Caterpillar, "Tough Steel Sprocket Segments," © 2001.
 Caterpillar, "Maximizing Track Life," © 2007.
 Caterpillar, "Rubber Track Undercarriage," © 2009.
 Caterpillar, "Cat® Undercarriage," © 2011.
 Caterpillar, "Undercarriage System and Components," © 2007.
 Track Shoe photograph taken approximately Feb. 1, 2012, Cheiyabinsk, Russia.
 U.S. Appl. No. 29/426,091 of Robert L. Meyer et al., titled "Undercarriage Track Link for Mobile Earthmoving Machine," filed Jun. 29, 2012, amended Mar. 13, 2014.
 U.S. Appl. No. 29/426,112 of Robert L. Meyer et al., titled "Undercarriage Track Component for Mobile Earthmoving Machine," filed Jun. 29, 2012.
 U.S. Appl. No. 61/666,590 of Robert L. Meyer et al., titled "Undercarriage Assembly," filed Jun. 29, 2012.
 U.S. Appl. No. 61/666,559 of Robert L. Meyer et al., titled "Undercarriage Guiding Assembly," filed Jun. 29, 2012.

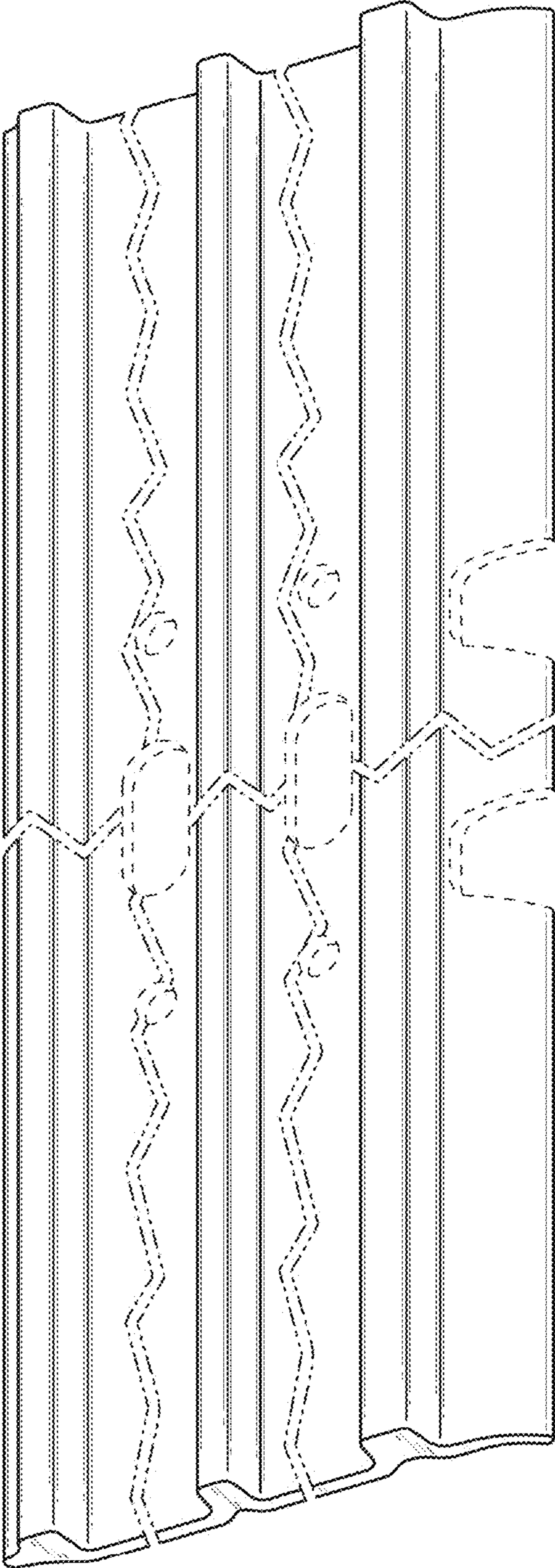


Fig. 1

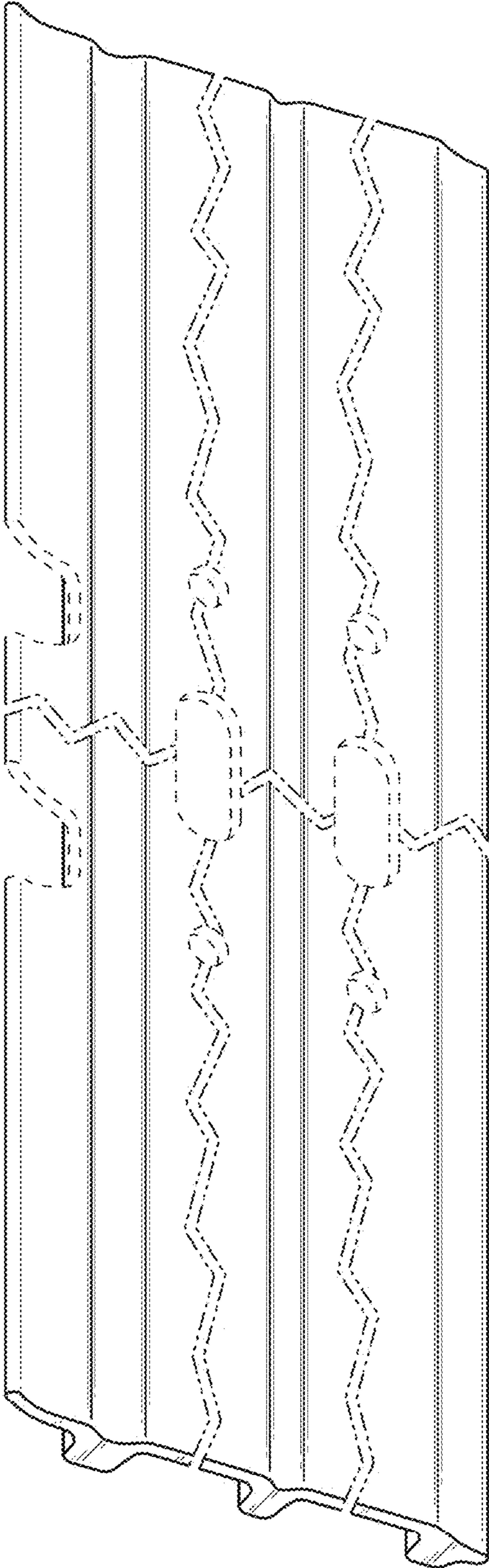


Fig. 2

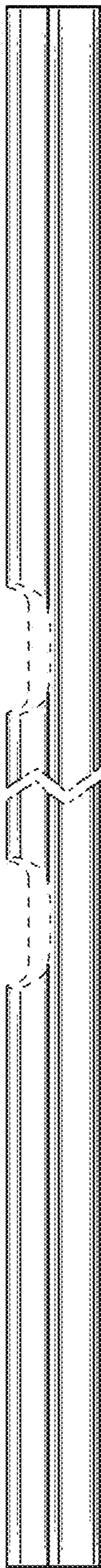


Fig. 3

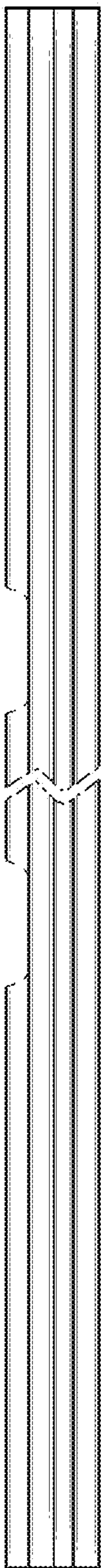


Fig. 4

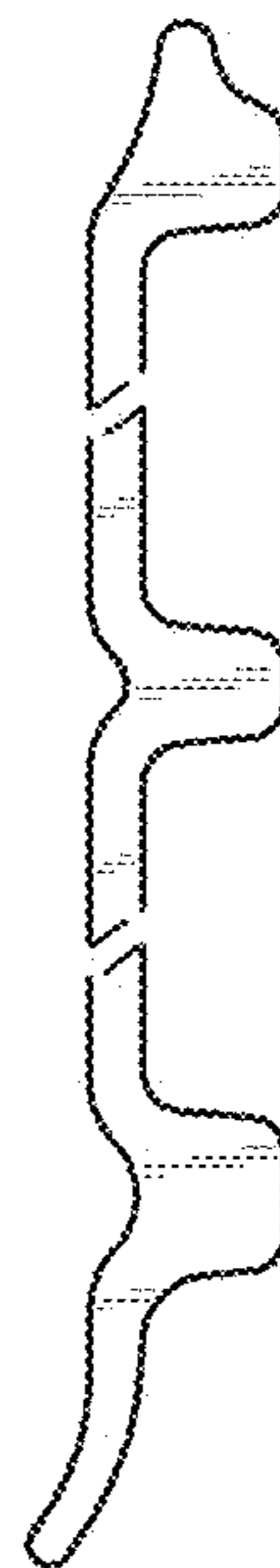


Fig. 5

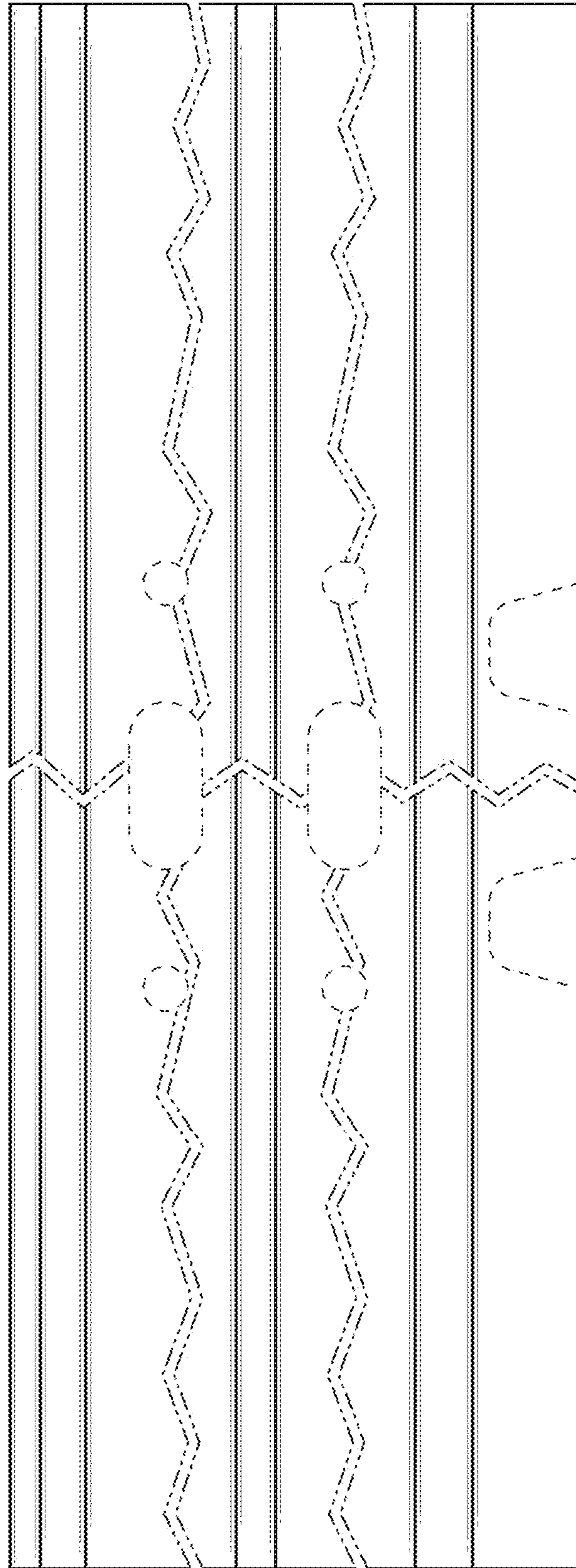


Fig. 6

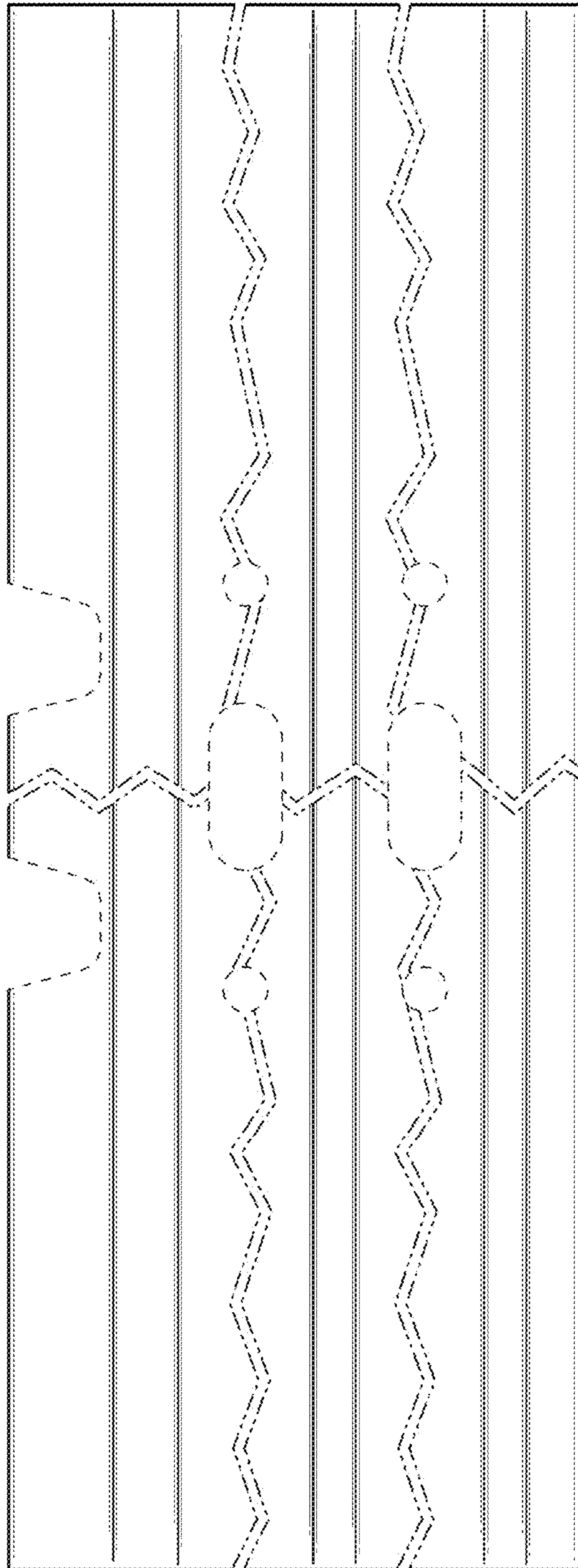


Fig. 7

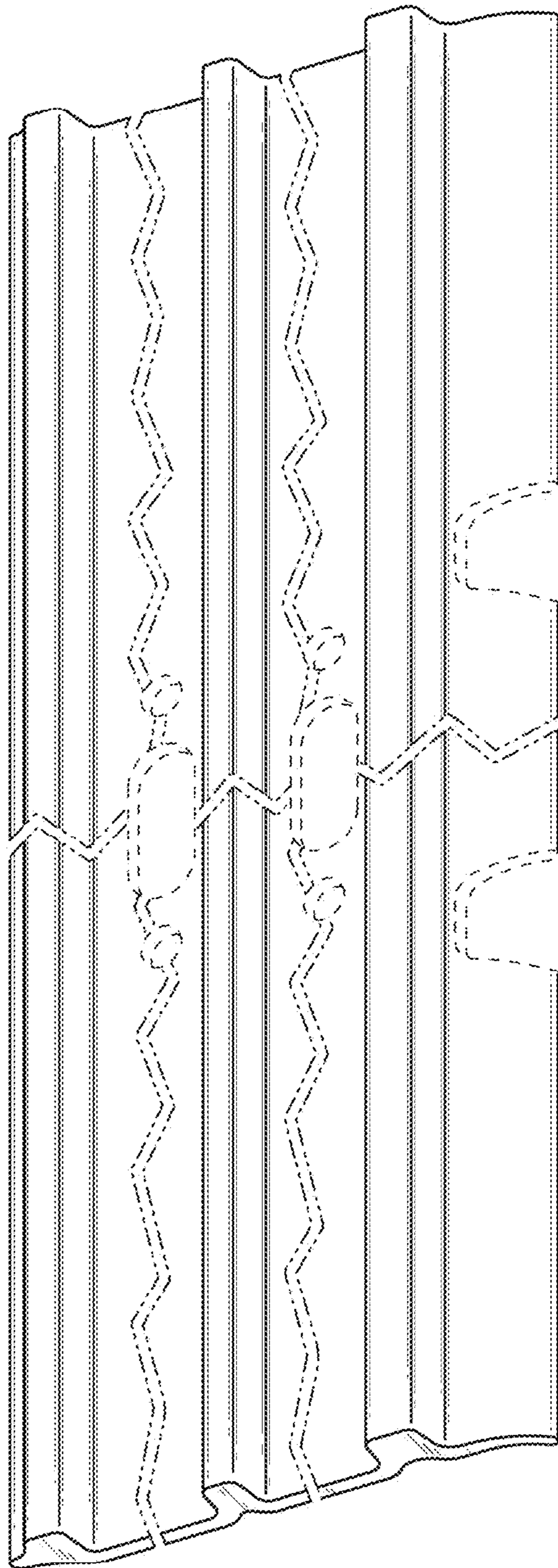


Fig. 8

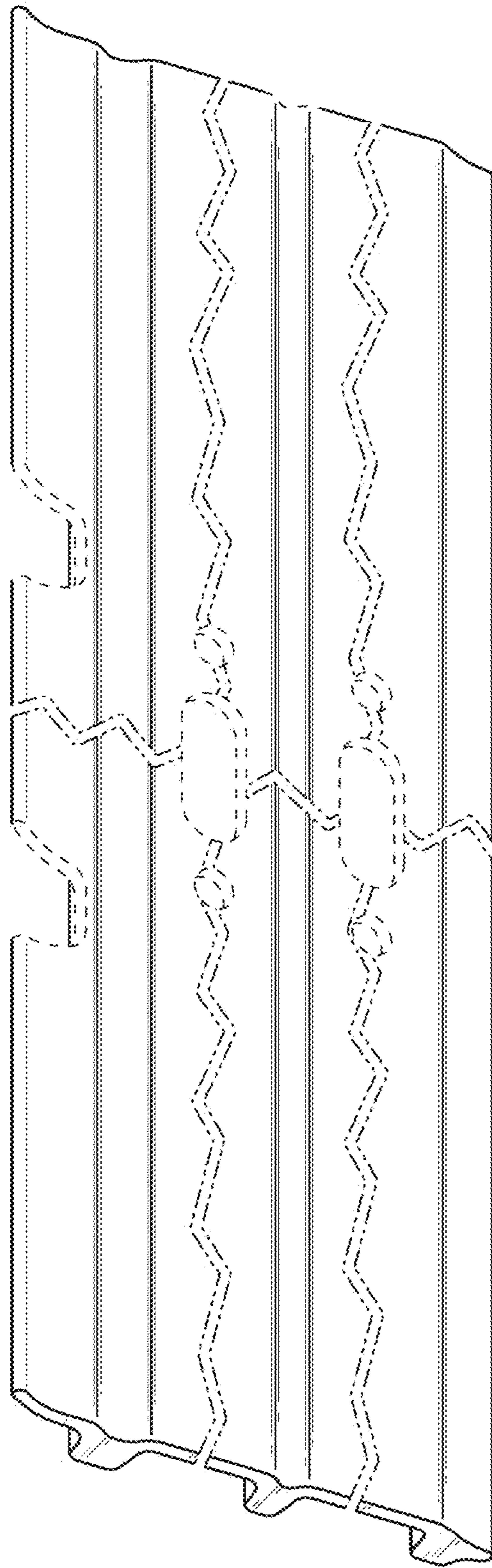


Fig. 9

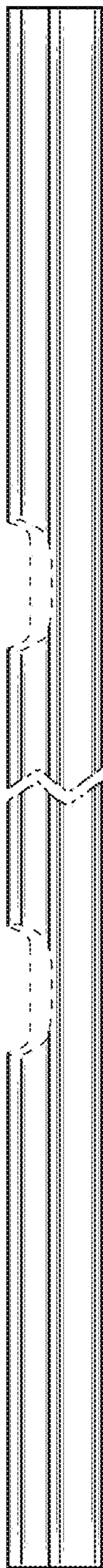


Fig. 10

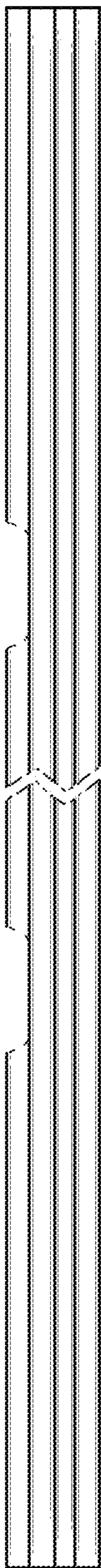


Fig. 11

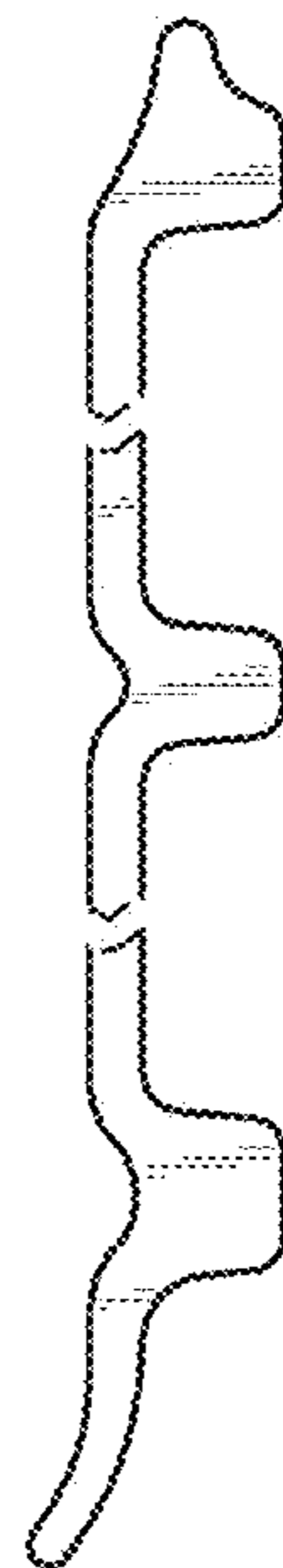


Fig. 12

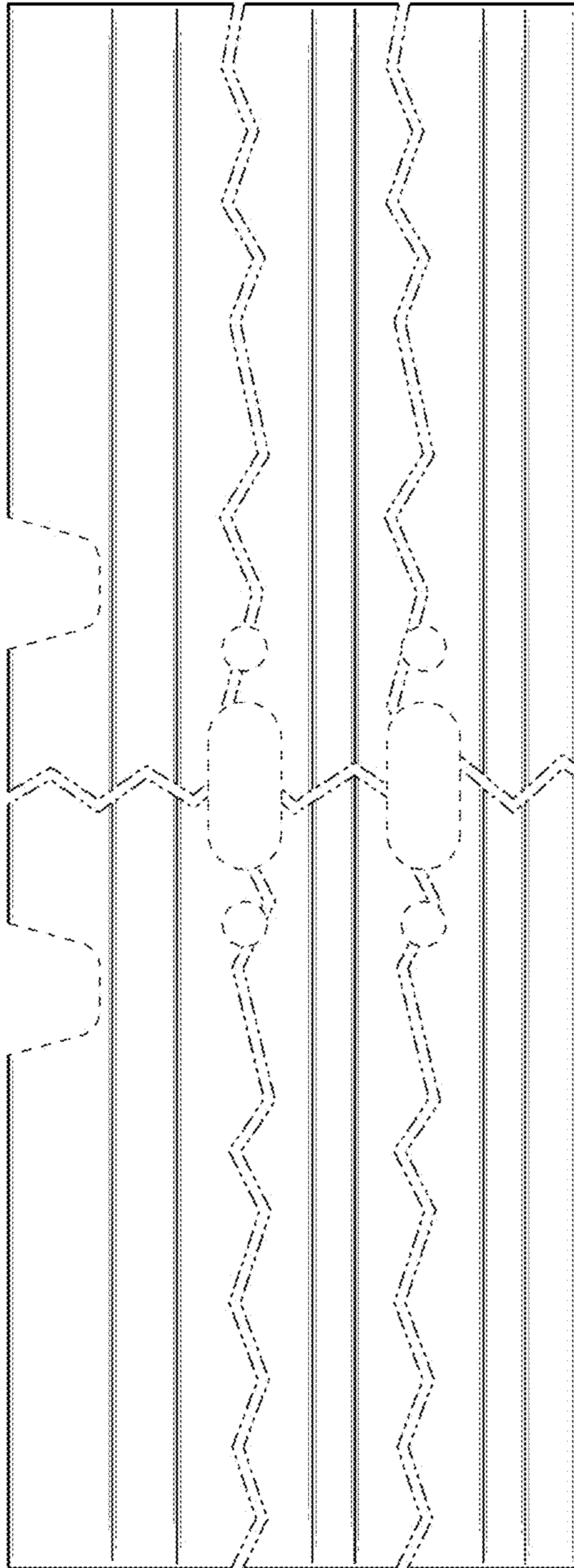


Fig. 14