



US00D752643S

(12) **United States Design Patent**
Zhou et al.

(10) **Patent No.:** **US D752,643 S**
(45) **Date of Patent:** **** Mar. 29, 2016**

- (54) **DISPLAY SCREEN PORTION WITH GRAPHICAL USER INTERFACE**
- (71) Applicant: **Tencent Technology (Shenzhen) Company Limited**, Shenzhen, Guangdong (CN)
- (72) Inventors: **You Zhou**, Shenzhen (CN); **Yi Xie**, Shenzhen (CN); **Shi Shu**, Shenzhen (CN); **Baisong Wei**, Shenzhen (CN)
- (73) Assignee: **Tencent Technology (Shenzhen) Company Limited** (CN)
- (**) Term: **14 Years**
- (21) Appl. No.: **29/476,676**
- (22) Filed: **Dec. 16, 2013**
- (51) **LOC (10) Cl.** **14-04**
- (52) **U.S. Cl.**
USPC **D14/493**
- (58) **Field of Classification Search**
USPC D14/485–495
CPC . G06F 3/048; G06F 3/04842; G06F 3/04847;
G06F 3/0481; G06F 17/211; G06F 17/212
See application file for complete search history.

(56) **References Cited**

U.S. PATENT DOCUMENTS

D450,059	S	*	11/2001	Itou	D14/489
7,430,473	B2	*	9/2008	Foo	G01C 21/367 340/995.15
D682,872	S	*	5/2013	Frijlink	D14/487
D687,448	S	*	8/2013	Arnold	D14/485
D690,312	S	*	9/2013	Cherian	D14/486
D695,767	S	*	12/2013	Tagliabue	D14/486
D704,719	S	*	5/2014	Kim	D14/485
D705,237	S	*	5/2014	Kim	D14/485
D705,241	S	*	5/2014	Chen	D14/485
D721,722	S	*	1/2015	Lee	D14/486
D729,259	S	*	5/2015	Chen	D14/485
D729,263	S	*	5/2015	Ahn	D14/486
D733,166	S	*	6/2015	Lee	D14/486

D734,767	S	*	7/2015	Kadosh	D14/485
2008/0316183	A1	*	12/2008	Westerman	G06F 3/0416 345/173
2009/0058823	A1	*	3/2009	Kocienda	G06F 3/0236 345/173
2013/0174082	A1	*	7/2013	Khandker	G06F 3/04883 715/780
2014/0055381	A1	*	2/2014	Kim	G06F 3/0236 345/173
2014/0068478	A1	*	3/2014	Won	G06F 3/0488 715/765
2014/0075375	A1	*	3/2014	Hwang	G06F 3/0482 715/784
2014/0143684	A1	*	5/2014	Oh	H04L 51/04 715/752
2015/0222584	A1	*	8/2015	Holliday	H04L 51/20 715/752

* cited by examiner

Primary Examiner — Eric Goodman
Assistant Examiner — Daniel J Domino
(74) *Attorney, Agent, or Firm* — Design IP

(57) **CLAIM**

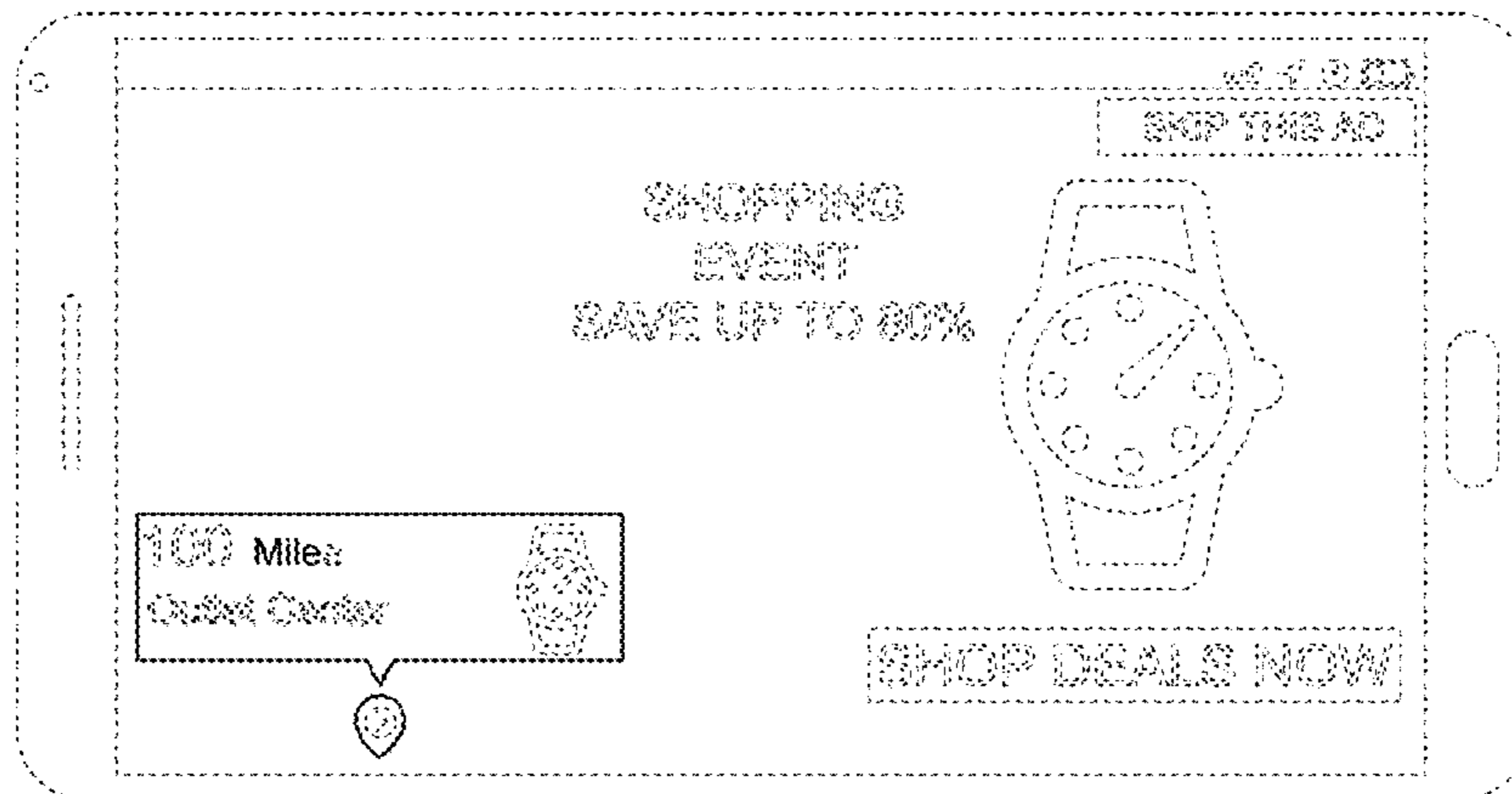
The ornamental design for a display screen portion with graphical user interface, as shown and described.

DESCRIPTION

FIG. 1 is a front view of a first embodiment of a display screen portion with graphical user interface showing our new design; FIG. 2 is a front view of a second embodiment of a display screen portion with graphical user interface showing our new design; FIG. 3 is a front view of a third embodiment of a display screen portion with graphical user interface showing our new design; and, FIG. 4 is a front view of a fourth embodiment of a display screen portion with graphical user interface showing our new design.

The broken lines shown in the figures of a display screen and portions of the graphical user interface, including the text, numbers and symbols are for the purpose of illustrating portions of the article, and form no part of the claimed design.

1 Claim, 4 Drawing Sheets






FIG. 1

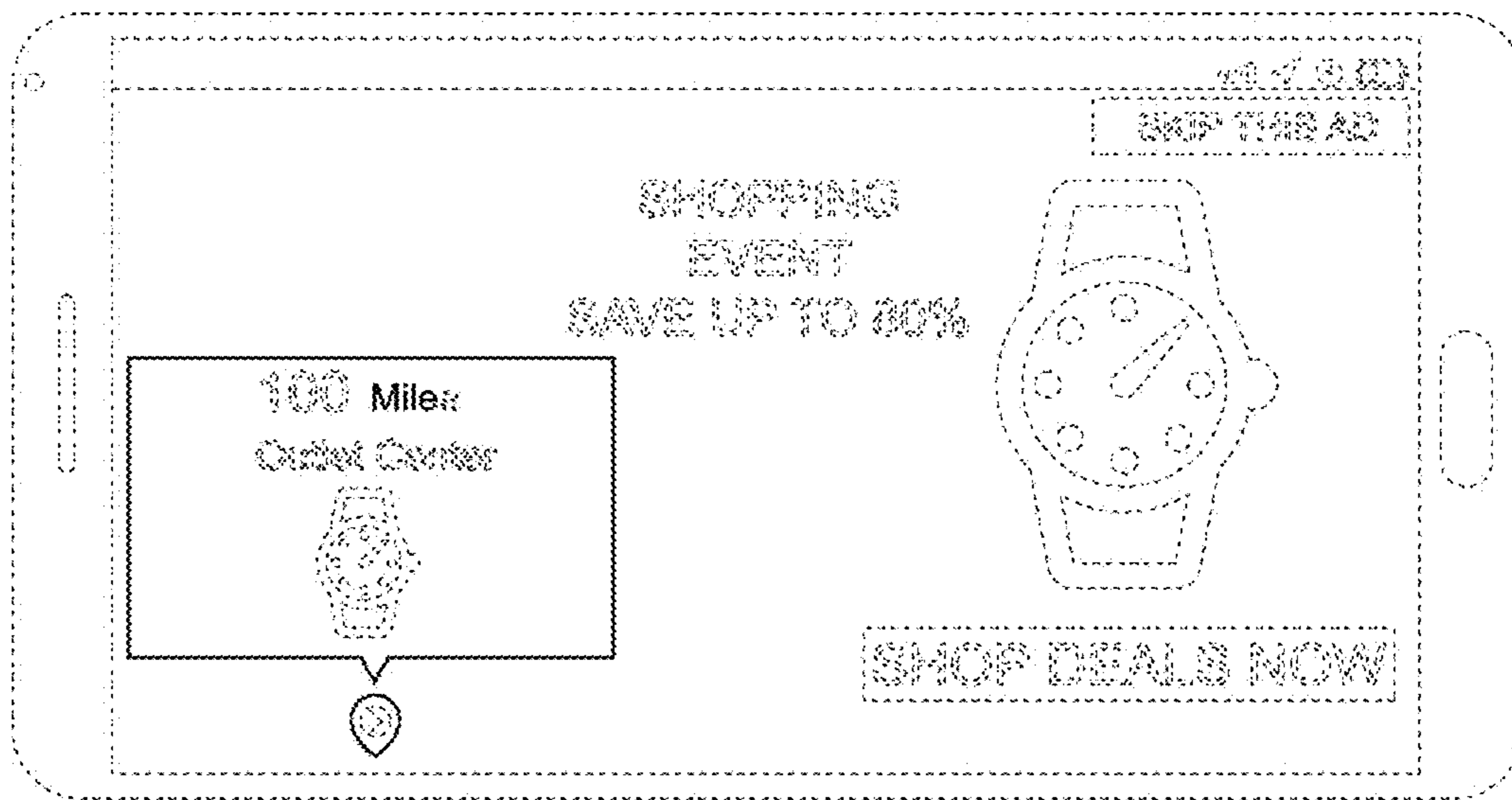


FIG. 2




FIG. 3

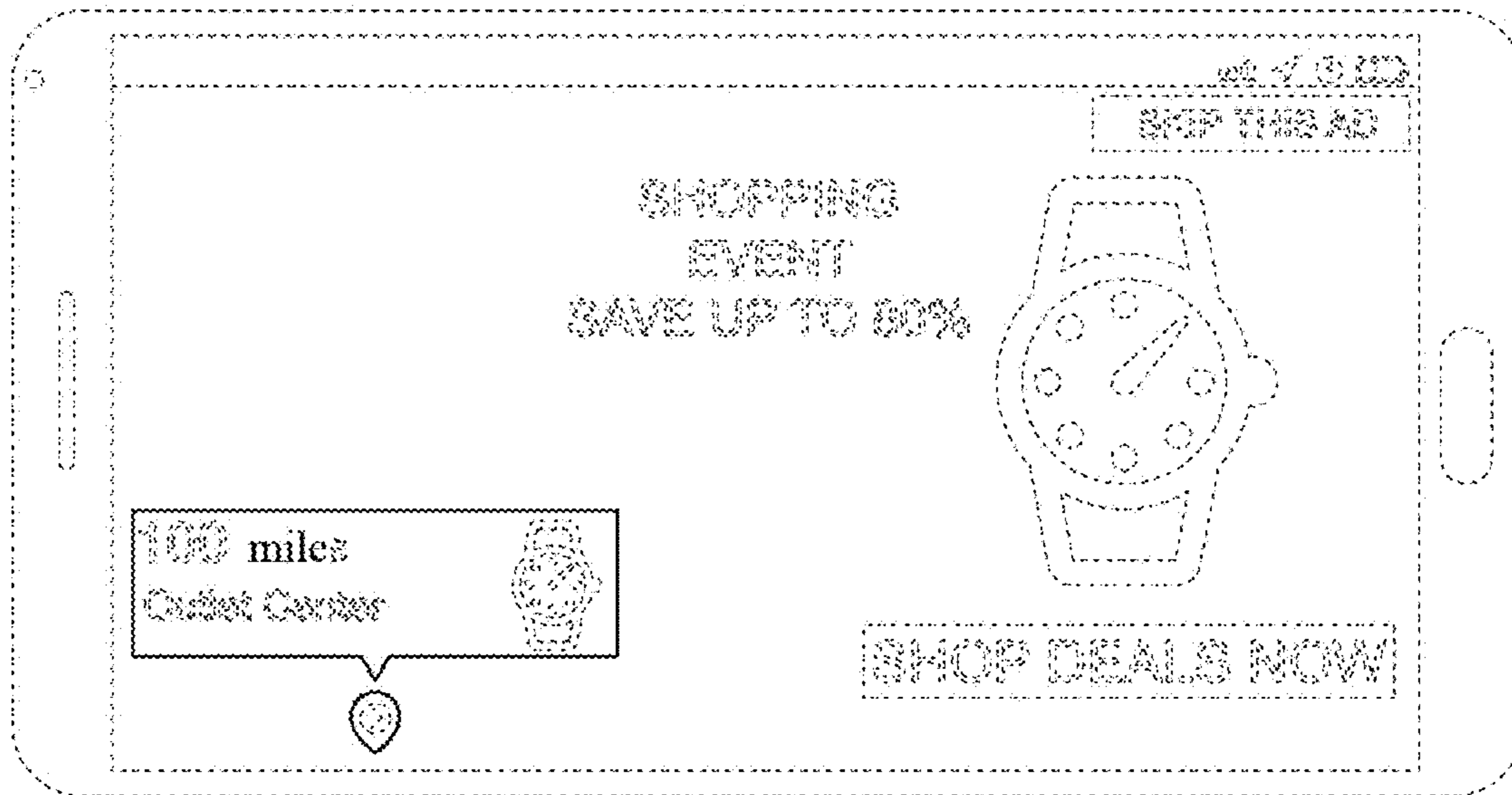


FIG. 4