



US00D752626S

(12) **United States Design Patent**
Qu

(10) **Patent No.:** **US D752,626 S**
(45) **Date of Patent:** **** Mar. 29, 2016**

(54) **DISPLAY SCREEN PORTION WITH ANIMATED GRAPHICAL USER INTERFACE**

(71) Applicant: **Tencent Technology (Shenzhen) Company Limited**, Shenzhen, Guangdong (CN)

(72) Inventor: **Jia Qu**, Guangdong (CN)

(73) Assignee: **Tencent Technology (Shenzhen) Company Limited** (CN)

(**) Term: **14 Years**

(21) Appl. No.: **29/476,378**

(22) Filed: **Dec. 12, 2013**

(51) **LOC (10) Cl.** **14-04**

(52) **U.S. Cl.**
USPC **D14/487**

(58) **Field of Classification Search**
USPC D14/485–495
CPC G06F 3/017; G06F 3/048; G06F 3/0481; G06F 3/04842; G06F 3/04847; G06F 3/0485; G06F 1/1692

See application file for complete search history.

(56) **References Cited**

U.S. PATENT DOCUMENTS

D499,110	S	*	11/2004	Ording	D14/487
D557,272	S	*	12/2007	Glaser	D14/487
D620,950	S	*	8/2010	Rasmussen	D14/489
D633,514	S	*	3/2011	Tokunaga	D14/487
D667,420	S	*	9/2012	Kriese	D14/487
D683,749	S	*	6/2013	Hally	D14/487
D696,285	S	*	12/2013	Hally	D14/487
D696,677	S	*	12/2013	Corcoran	D14/486
D701,223	S	*	3/2014	Cho	D14/486

(Continued)

Primary Examiner — Eric Goodman
Assistant Examiner — Daniel J Domino
(74) *Attorney, Agent, or Firm* — Design IP

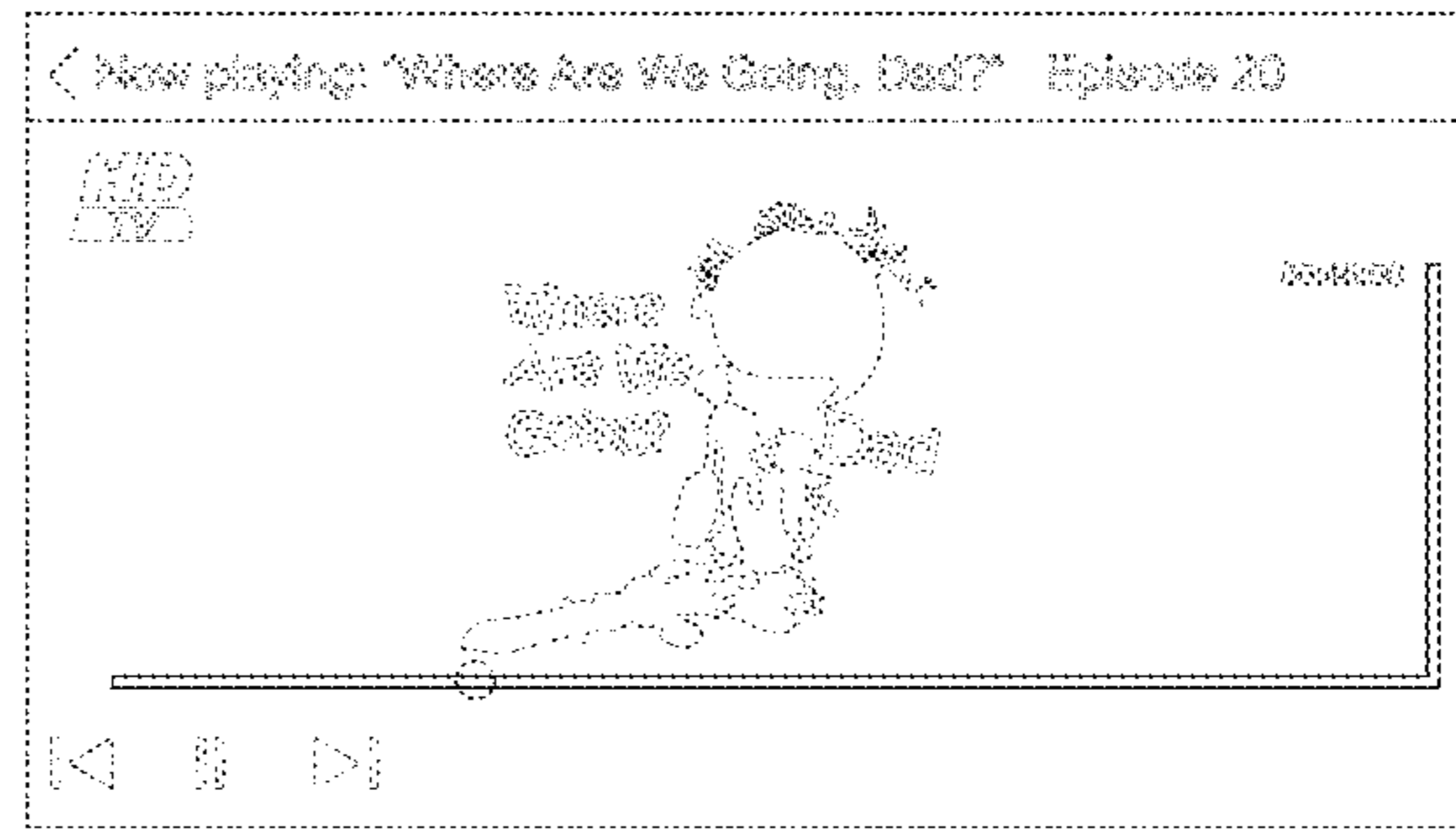
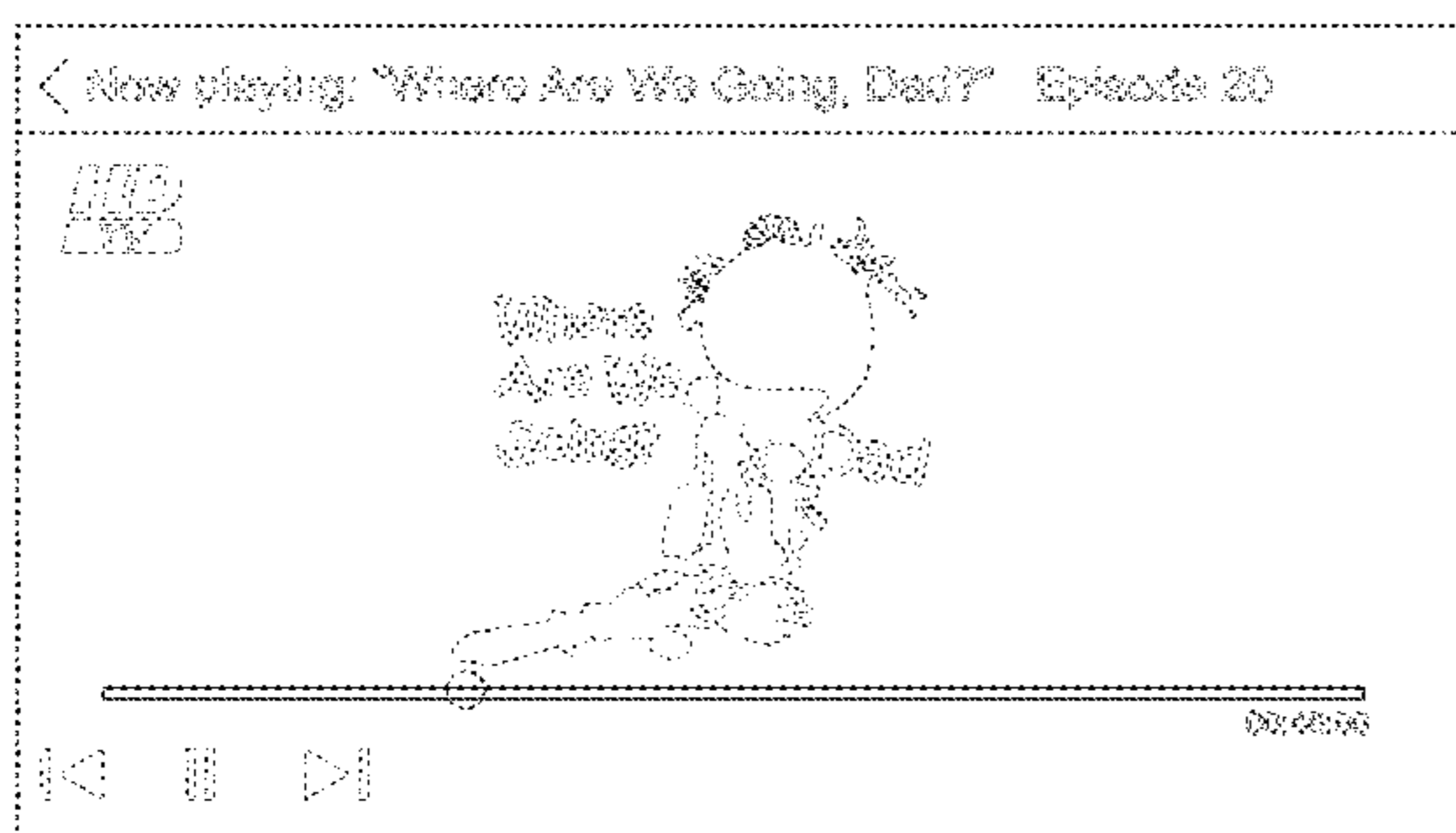
(57) **CLAIM**

The ornamental design for a display screen portion with animated graphical user interface, as shown and described.

DESCRIPTION

FIG. 1 is a front view of a first image of a first embodiment of a display screen portion with animated graphical user interface showing my new design;
FIG. 2 is a front view of a second image thereof;
FIG. 3 is a front view of a first image of a second embodiment of a display screen portion with animated graphical user interface showing my new design;
FIG. 4 is a front view of a second image thereof;
FIG. 5 is a front view of a first image of a third embodiment of a display screen portion with animated graphical user interface showing my new design;
FIG. 6 is a front view of a second image thereof;
FIG. 7 is a front view of a first image of a fourth embodiment of a display screen portion with animated graphical user interface showing my new design; and,
FIG. 8 is a front view of a second image thereof.
In the first embodiment, the appearance of the transitional image sequentially transitions between the images shown in FIGS. 1 and 2. In the second embodiment, the appearance of the transitional image sequentially transitions between the images shown in FIGS. 3 and 4. In the third embodiment, the appearance of the transitional image sequentially transitions between the images shown in FIGS. 5 and 6. In the fourth embodiment, the appearance of the transitional image sequentially transitions between the images shown in FIGS. 7 and 8. The process or period in which one image transitions to another image forms no part of the claimed design.
The broken lines shown in the figures of a display screen and portions of the graphical user interface, including the text, numbers and symbols are for the purpose of illustrating portions of the article, and form no part of the claimed design.

1 Claim, 8 Drawing Sheets



(56)

References Cited

U.S. PATENT DOCUMENTS

D707,245 S * 6/2014 Bruck D14/486
D712,920 S * 9/2014 Sloo D14/487
D713,855 S * 9/2014 Roberts D14/487

D716,326 S * 10/2014 Lee D14/486
D734,773 S * 7/2015 Barbato D14/486
D735,731 S * 8/2015 Kim D14/485
D736,259 S * 8/2015 Kim D14/489

* cited by examiner



FIG. 1




FIG. 2

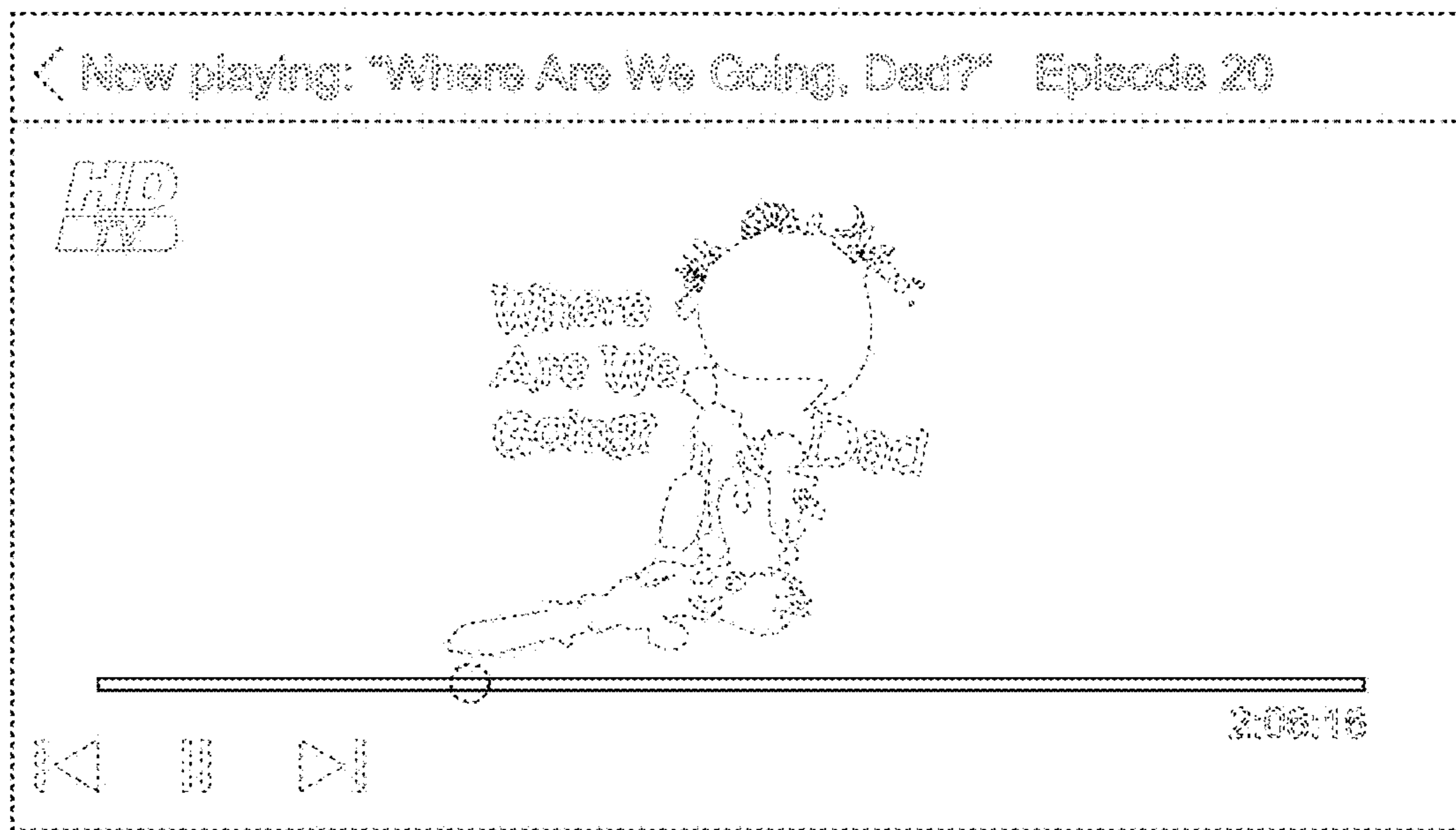


FIG. 3




FIG. 4




FIG. 5

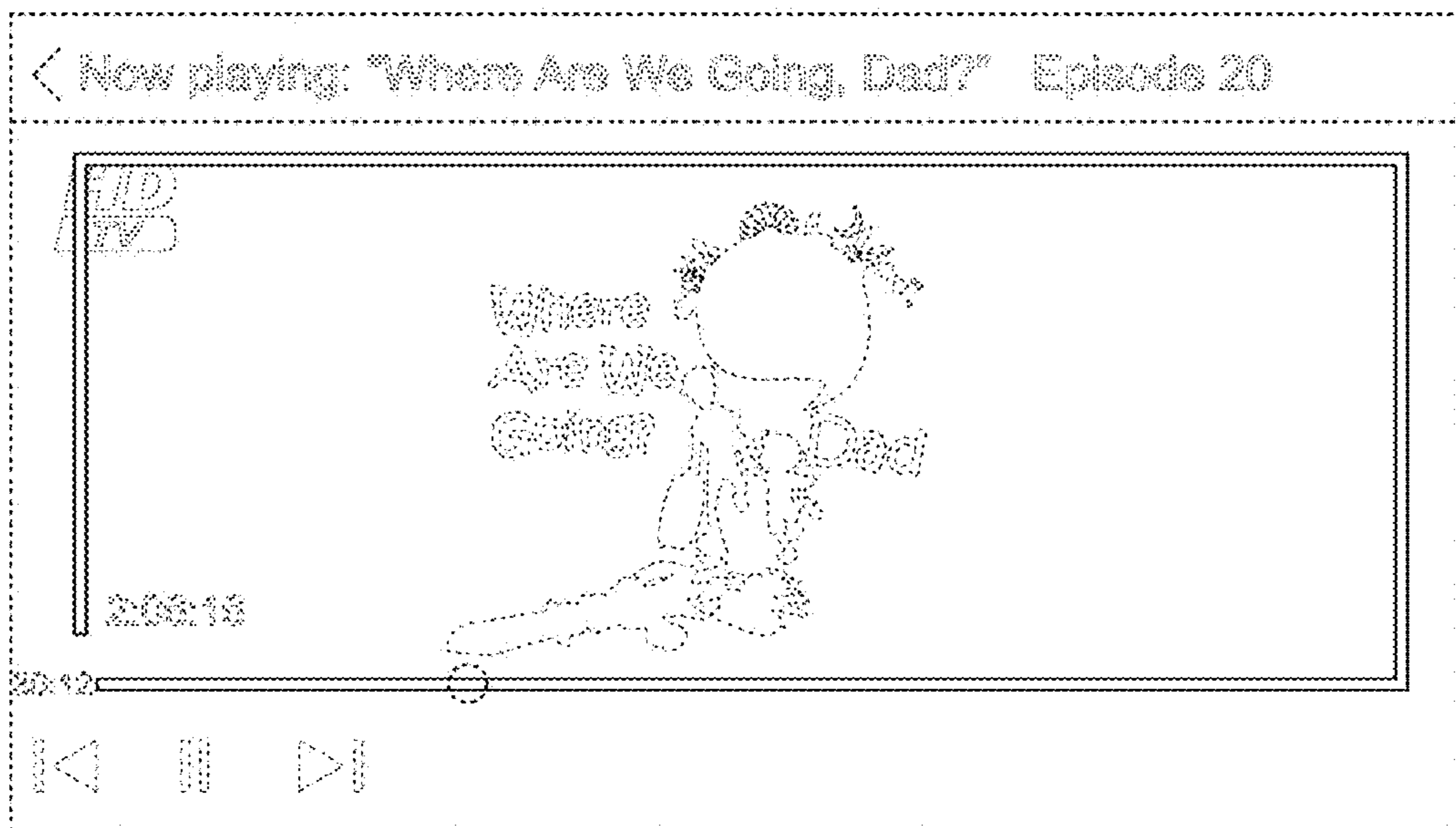


FIG. 6



FIG. 7

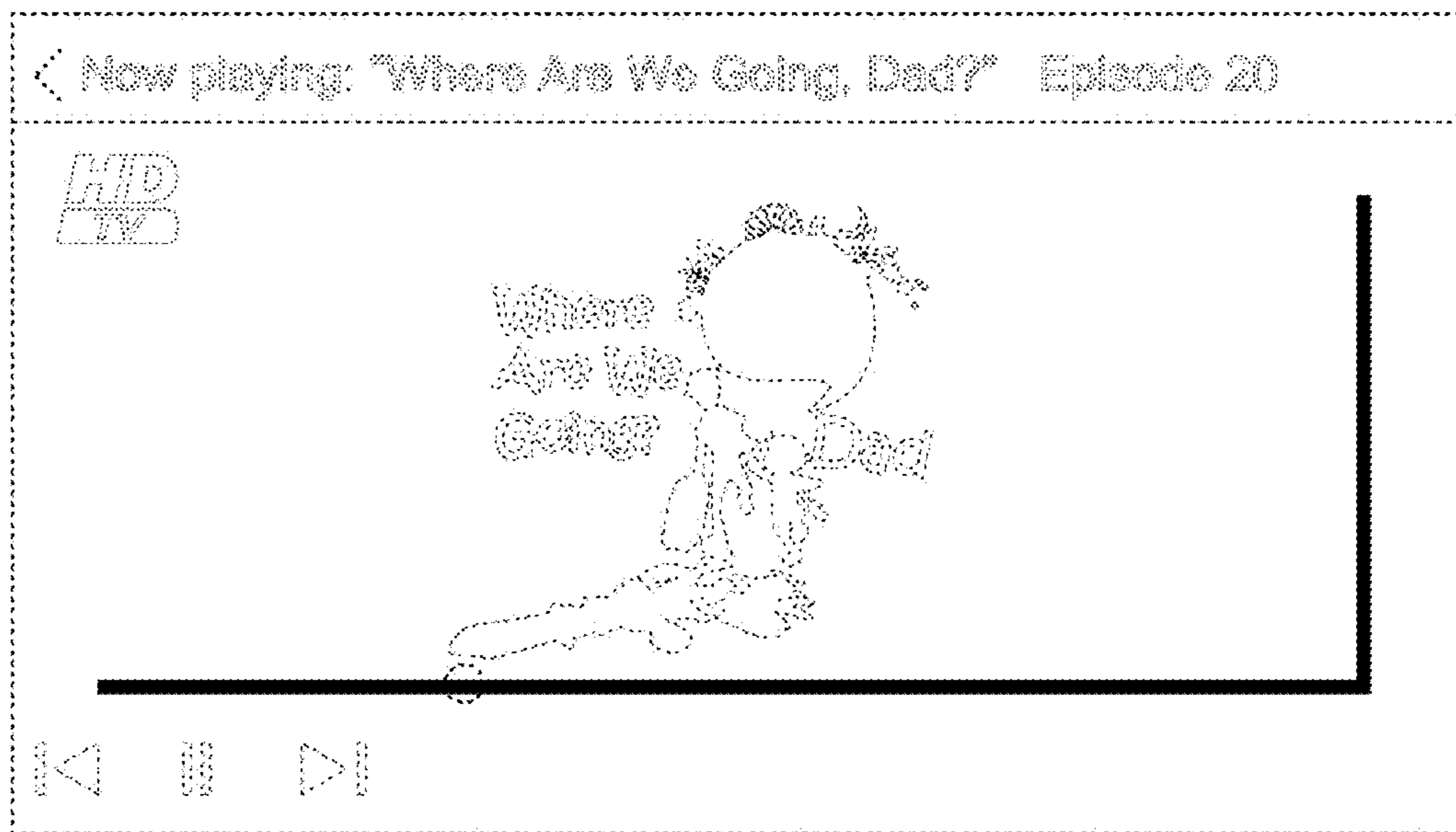


FIG. 8