



US00D752612S

(12) **United States Design Patent**
Lee et al.

(10) **Patent No.:** **US D752,612 S**
(45) **Date of Patent:** **** Mar. 29, 2016**

(54) **MULTIMEDIA TERMINAL WITH
TRANSITIONAL GRAPHICAL USER
INTERFACE**

D707,253 S * 6/2014 Yang et al. D14/488
D710,382 S * 8/2014 Chaudhri D14/492
D718,317 S * 11/2014 Yang et al. D14/485
2012/0098639 A1* 4/2012 Ijas 340/5.51

(71) Applicant: **LG ELECTRONICS INC.**, Seoul (KR)

* cited by examiner

(72) Inventors: **Kun Ho Lee**, Seoul (KR); **Seung Eun Lee**, Seoul (KR); **In Su Hwang**, Seoul (KR); **Kwon Han Bae**, Seoul (KR)

Primary Examiner — Kevin Rudzinski

Assistant Examiner — John Reickel

(74) *Attorney, Agent, or Firm* — Morgan, Lewis & Bockius LLP

(73) Assignee: **LG Electronics Inc.**, Seoul (KR)

(57) **CLAIM**

(**) Term: **14 Years**

We claim the ornamental design for a multimedia terminal with transitional graphical user interface, as shown and described.

(21) Appl. No.: **29/455,764**

DESCRIPTION

(22) Filed: **May 24, 2013**

(30) **Foreign Application Priority Data**

Nov. 26, 2012 (KR) 30-2012-0056484

(51) **LOC (10) Cl.** **14-04**

(52) **U.S. Cl.**
USPC **D14/486**

(58) **Field of Classification Search**
USPC D14/485–495
CPC G06F 3/0482; G06F 3/04842; G06F 3/04817; G06F 3/048; G06F 17/211; G06F 17/212

See application file for complete search history.

FIG. 1 is a front view of a first image of a multimedia terminal with transitional graphical user interface showing our new design;

FIG. 2 is a second image thereof;

FIG. 3 is a third image thereof;

FIG. 4 is a fourth image thereof;

FIG. 5 is a fifth image thereof;

FIG. 6 is a sixth image thereof;

FIG. 7 is a seventh image thereof;

FIG. 8 is an eighth image thereof;

FIG. 9 is a ninth image thereof;

FIG. 10 is a tenth image thereof;

FIG. 11 is an eleventh image thereof; and,

FIG. 12 is a twelfth image thereof.

The broken lines in FIGS. 1-12 represent unclaimed portions of the multimedia terminal with transitional graphical user interface and form no part of the claimed design.

The appearance of the transitional image sequentially transitions between the images shown in FIGS. 1-12. The process or period in which one image transitions to another image forms no part of the claimed design.

(56) **References Cited**

U.S. PATENT DOCUMENTS

D607,469 S * 1/2010 Evans et al. D14/486
D674,400 S * 1/2013 Fong et al. D14/486
D685,385 S * 7/2013 Seo D14/485
D691,156 S * 10/2013 AeJung D14/486
D695,775 S * 12/2013 Brinda et al. D14/488
D700,615 S * 3/2014 Lee et al. D14/485

1 Claim, 6 Drawing Sheets




FIG. 1




FIG. 2




FIG. 3




FIG. 4




FIG.5




FIG.6




FIG. 7

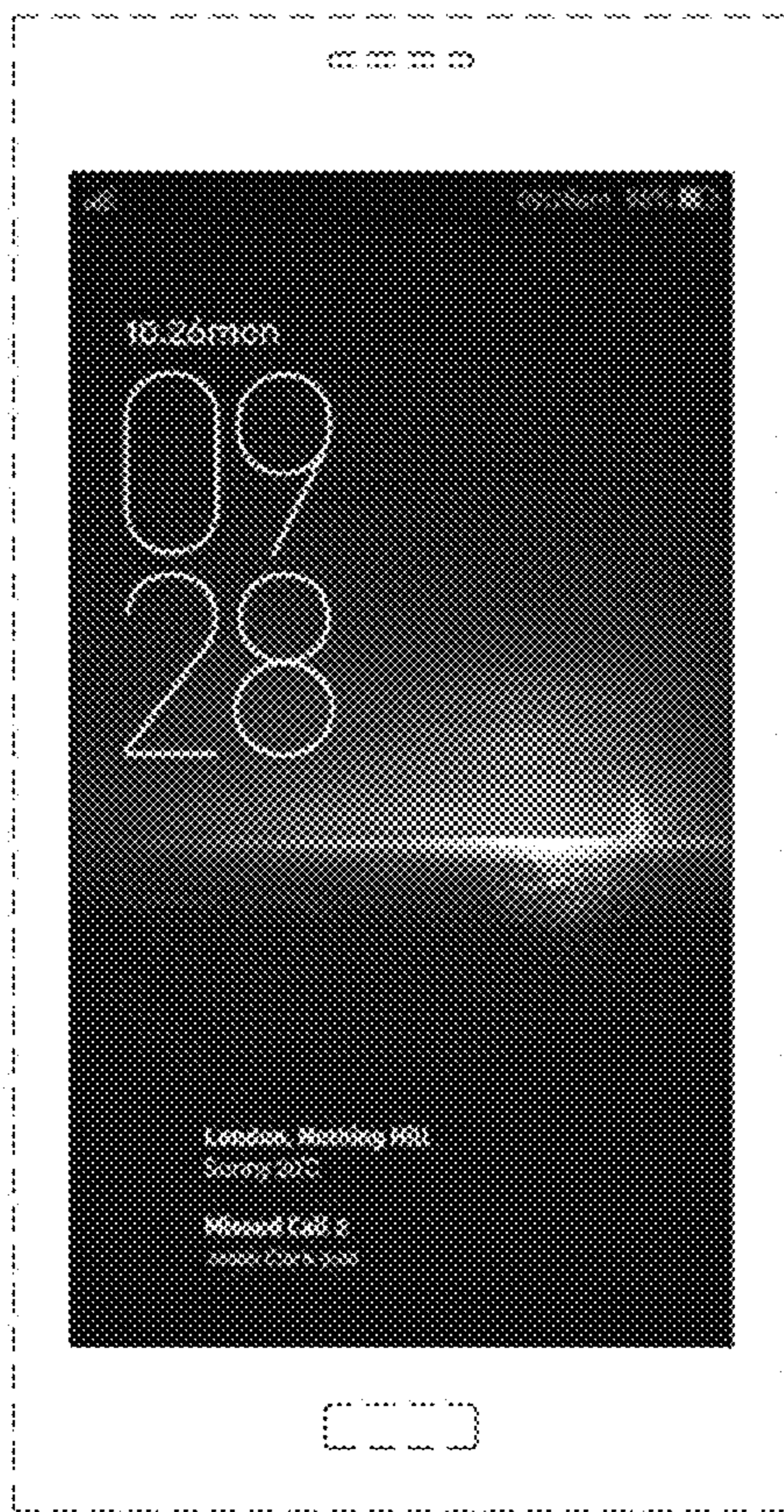


FIG. 8




FIG. 9

FIG. 10




FIG. 11

FIG. 12

