



US00D752579S

(12) **United States Design Patent**
Lee

(10) **Patent No.:** **US D752,579 S**
(45) **Date of Patent:** **** Mar. 29, 2016**

(54) **BAND FOR PORTABLE INFORMATION
TERMINAL**

(71) Applicant: **Samsung Electronics Co., Ltd.,
Suwon-si (KR)**

(72) Inventor: **Woo-Seok Lee, Seoul (KR)**

(73) Assignee: **SAMSUNG ELECTRONICS CO.,
LTD. (KR)**

(**) Term: **14 Years**

(21) Appl. No.: **29/499,978**

(22) Filed: **Aug. 20, 2014**

(30) **Foreign Application Priority Data**

Feb. 21, 2014 (KR) 30-2014-0008934

(51) **LOC (10) Cl.** **14-02**

(52) **U.S. Cl.**
USPC **D14/344**

(58) **Field of Classification Search**
USPC D14/341-347, 371, 426, 427, 432;
D11/3; D10/30-39, 70, 122, 128
CPC A61B 2017/60442; A61B 2017/6824;
A61B 5/681; A61B 5/02438; A61B 5/1112;
A61B 5/0022; H04B 1/385; A44C 5/14;
A44C 5/12
See application file for complete search history.

(56) **References Cited**

U.S. PATENT DOCUMENTS

5,008,864 A * 4/1991 Yoshitake G04B 47/025
368/10
D390,127 S * 2/1998 Kennedy D10/32
D528,439 S * 9/2006 Burton D10/32
D528,441 S * 9/2006 Burton D10/38
D528,928 S * 9/2006 Burton D10/38
D531,524 S * 11/2006 Behling D10/38
D545,220 S * 6/2007 Leung D10/31
D546,714 S * 7/2007 Goto D10/38

D569,275 S * 5/2008 Moriai D10/38
D584,170 S * 1/2009 Morrison D10/32
D595,596 S * 7/2009 El Kadiri D10/38
D600,138 S * 9/2009 Tang D10/30
D637,506 S * 5/2011 Toyoshima D10/70
D638,324 S * 5/2011 Tang D10/128
7,946,758 B2 * 5/2011 Mooring G04B 37/005
368/276

(Continued)

OTHER PUBLICATIONS

Zigterman, B. "First Images of Samsung's Unannounced Fitness Tracker Leak" [online]. Posted on BGR.com on Mar. 14, 2014. [Retrieved on Oct. 28, 2015] Found at: <<http://bgr.com/2014/03/14/samsung-galaxy-s-band-leaked/>>.*

Primary Examiner — Mary Ann Calabrese

Assistant Examiner — Jennifer L Rempfer

(74) *Attorney, Agent, or Firm* — Cantor Colburn LLP

(57) **CLAIM**

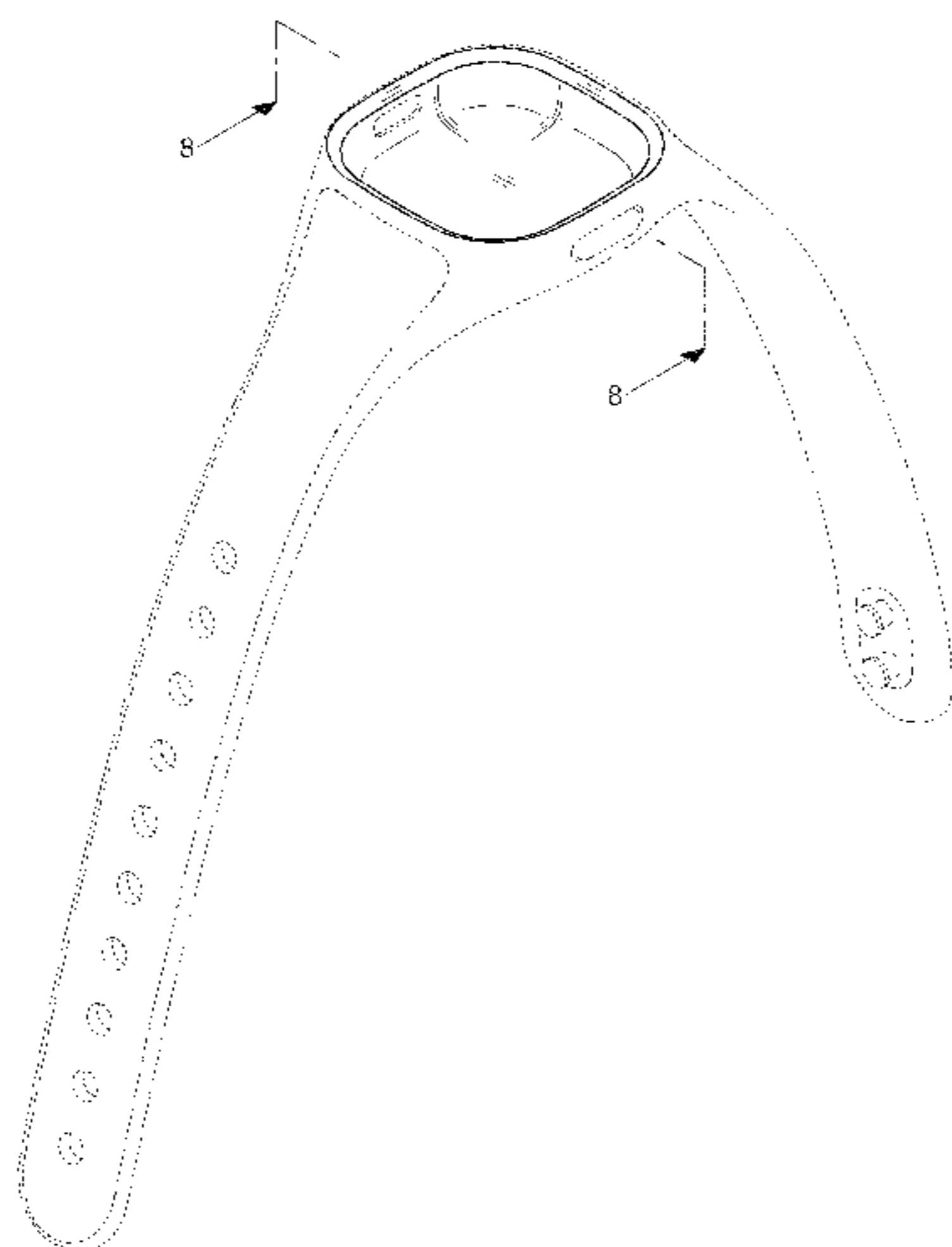
The ornamental design for a band for portable information terminal, as shown and described.

DESCRIPTION

FIG. 1 is a perspective view of a band for portable information terminal, showing my new design;
FIG. 2 is a front view thereof;
FIG. 3 is a rear view thereof;
FIG. 4 is a side view thereof;
FIG. 5 is a another side view thereof;
FIG. 6 is a top view thereof;
FIG. 7 is a bottom view thereof;
FIG. 8 is a cross-sectional view taken along the line 8-8 of FIG. 1; and,
FIG. 9 is another perspective view thereof in an environment of use.

The broken lines of the information terminal in FIG. 9 are for environmental purposes only and form no part of the claimed design. The broken lines showing portions of the band for portable information terminal form no part of the claim.

1 Claim, 9 Drawing Sheets



(56)

References Cited

U.S. PATENT DOCUMENTS

D645,360 S * 9/2011 Kiser D10/32
 D667,126 S * 9/2012 Cho D24/186
 D672,667 S * 12/2012 Mix D10/65
 D673,477 S * 1/2013 Szellos D10/128
 8,345,412 B2 * 1/2013 Maravilla A45F 5/00
 224/219
 D688,582 S * 8/2013 Wilson D10/128
 D688,967 S * 9/2013 Wilson D10/128
 D701,504 S * 3/2014 Christopher D14/344
 D703,204 S * 4/2014 Riddiford D10/65
 D709,873 S * 7/2014 Aumiller D14/344
 D714,288 S * 9/2014 Aumiller D14/344
 D715,167 S * 10/2014 Busse D10/65
 D715,674 S * 10/2014 Squires D10/32
 8,923,998 B2 * 12/2014 Ellis A61B 5/1038
 700/94
 D724,047 S * 3/2015 Kim D10/38
 D725,533 S * 3/2015 Riddiford D11/3
 D726,056 S * 4/2015 Riddiford D11/3

D726,680 S * 4/2015 Kim D10/37
 D728,393 S * 5/2015 Au Yeung D10/70
 D729,681 S * 5/2015 Lee D11/3
 D730,225 S * 5/2015 Behar D10/103
 D733,596 S * 7/2015 Goodner D10/70
 D734,176 S * 7/2015 Isaacs D10/30
 D734,330 S * 7/2015 Huang D14/344
 D735,200 S * 7/2015 Song D14/432
 9,171,201 B2 * 10/2015 Lake, II G06K 9/00342
 2002/0085455 A1 * 7/2002 Haida G04B 37/1486
 368/281
 2007/0100244 A1 * 5/2007 Lin A61B 5/02438
 600/503
 2008/0082008 A1 * 4/2008 Ke A61B 5/02141
 600/499
 2011/0209373 A1 * 9/2011 Padgett A61B 19/44
 40/633
 2012/0274508 A1 * 11/2012 Brown G04F 10/00
 342/357.25
 2015/0164189 A1 * 6/2015 Wilson A44C 5/14
 224/164

* cited by examiner

FIG. 1

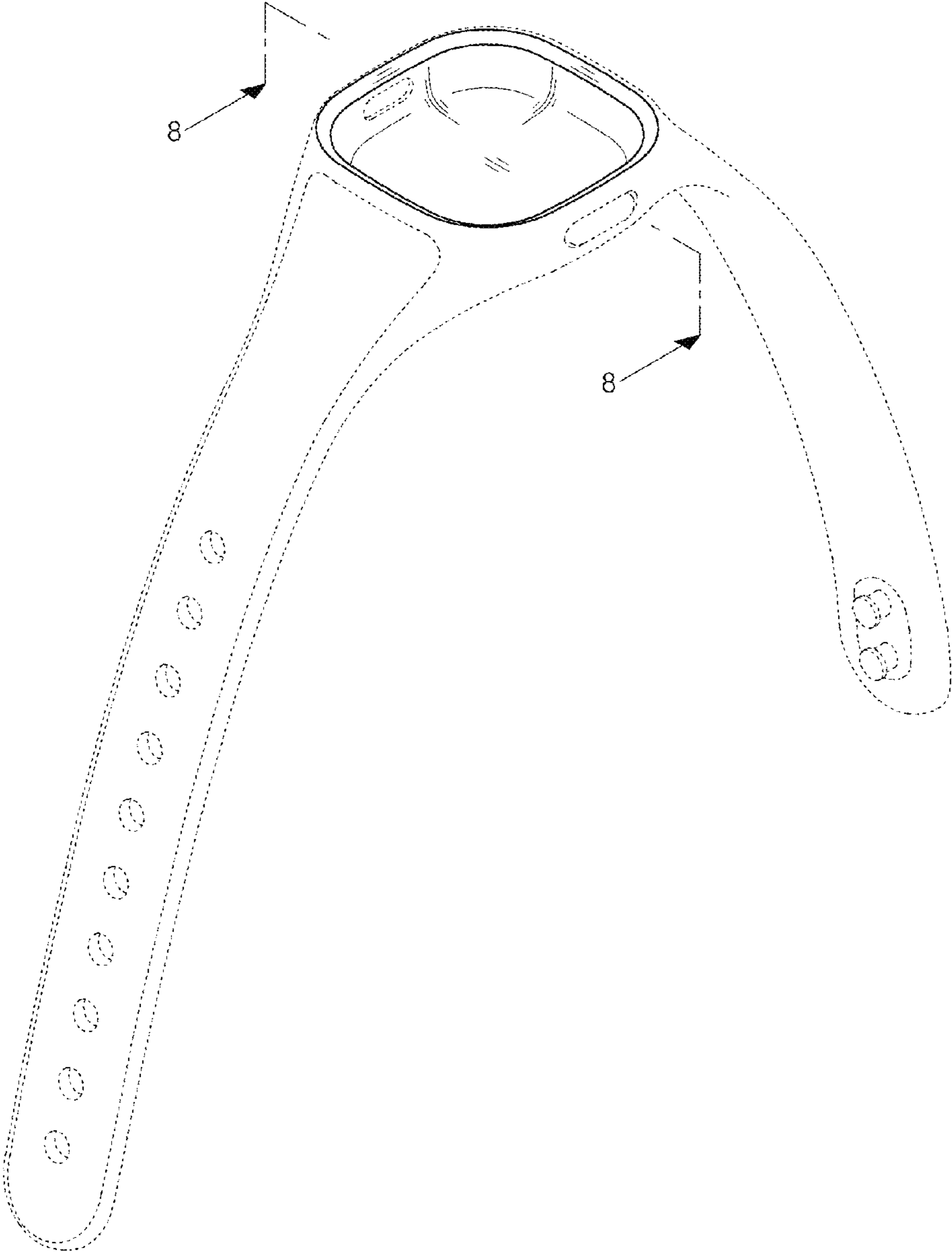


FIG. 2

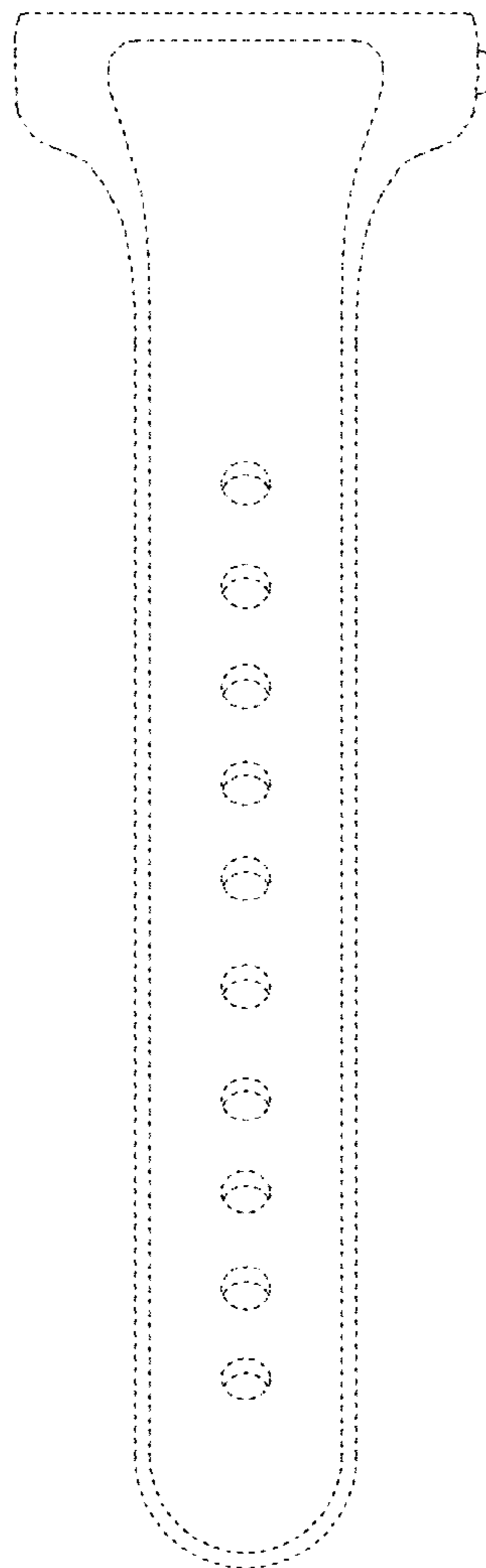


FIG. 3

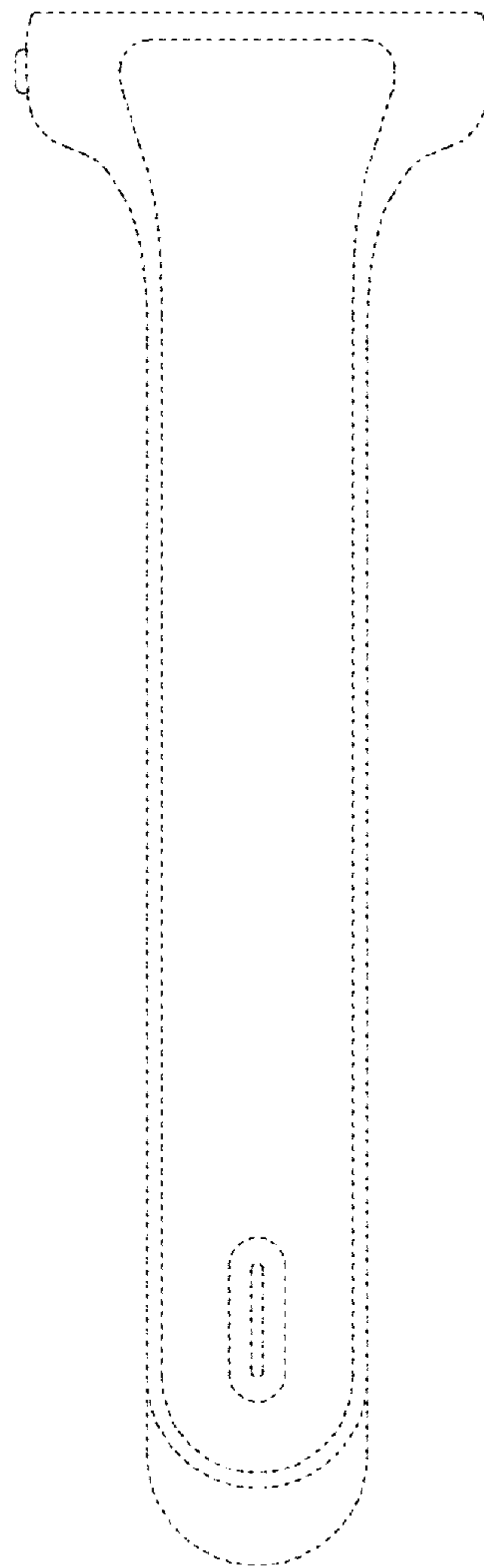


FIG. 4

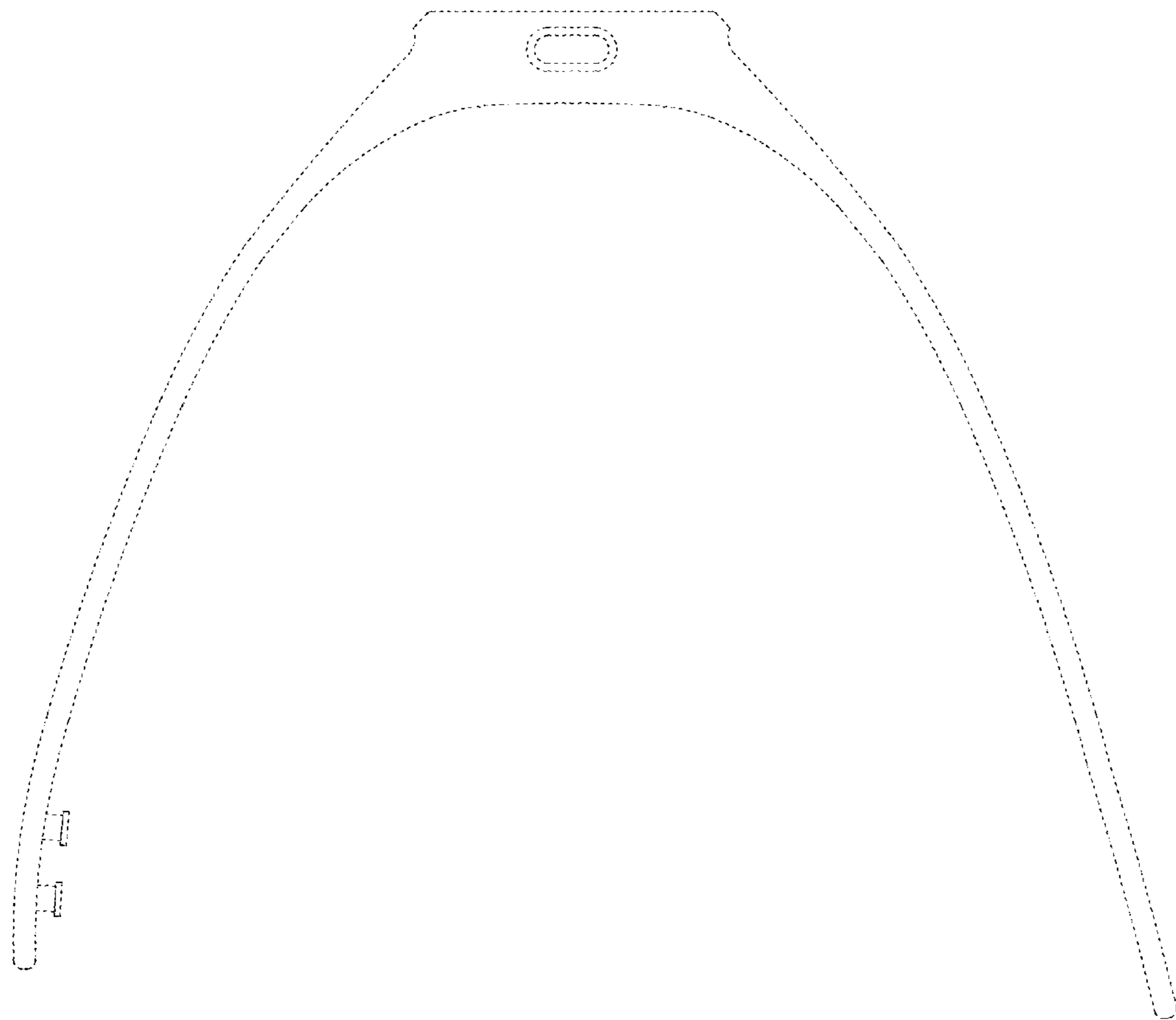


FIG. 5

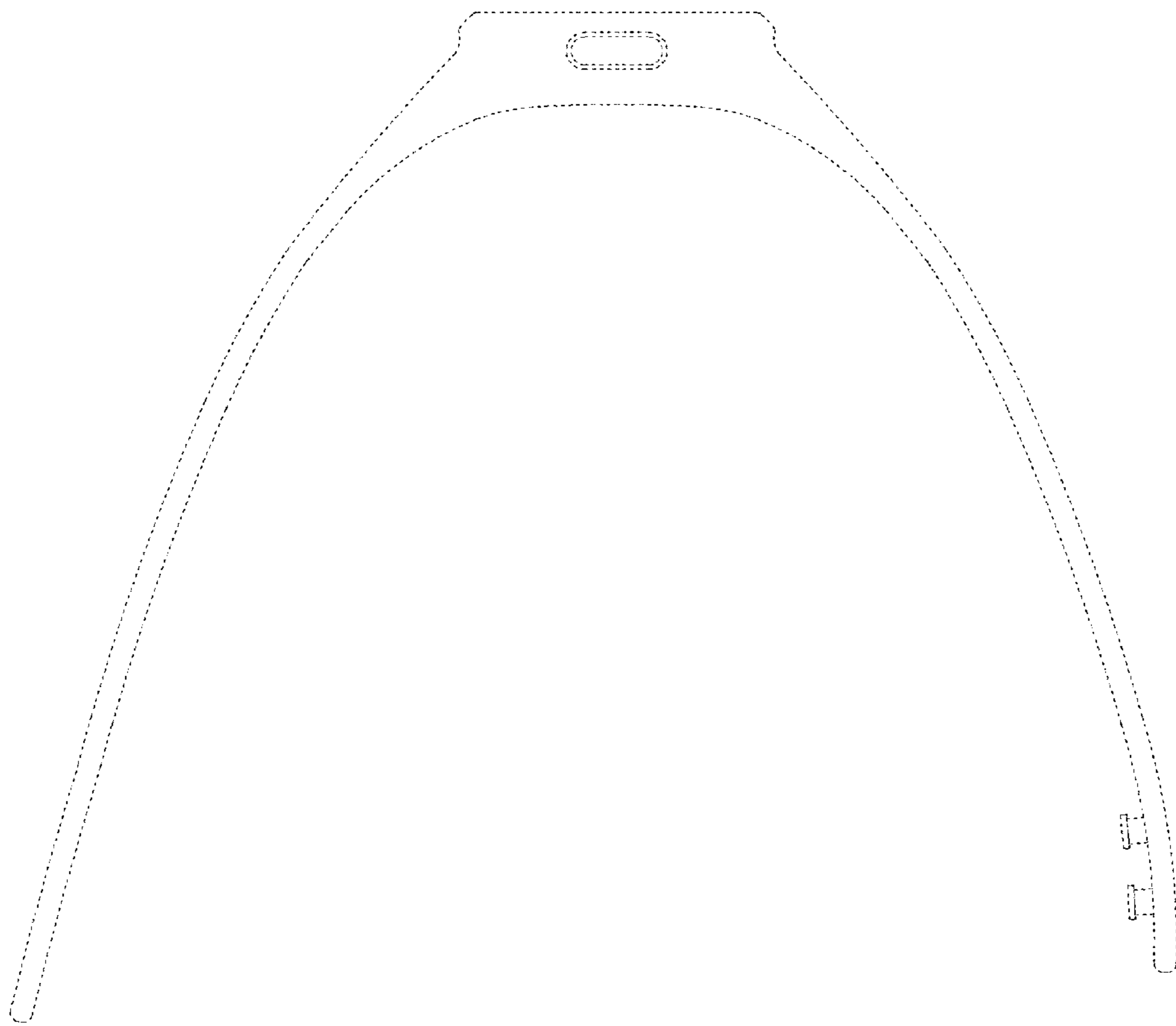


FIG. 6

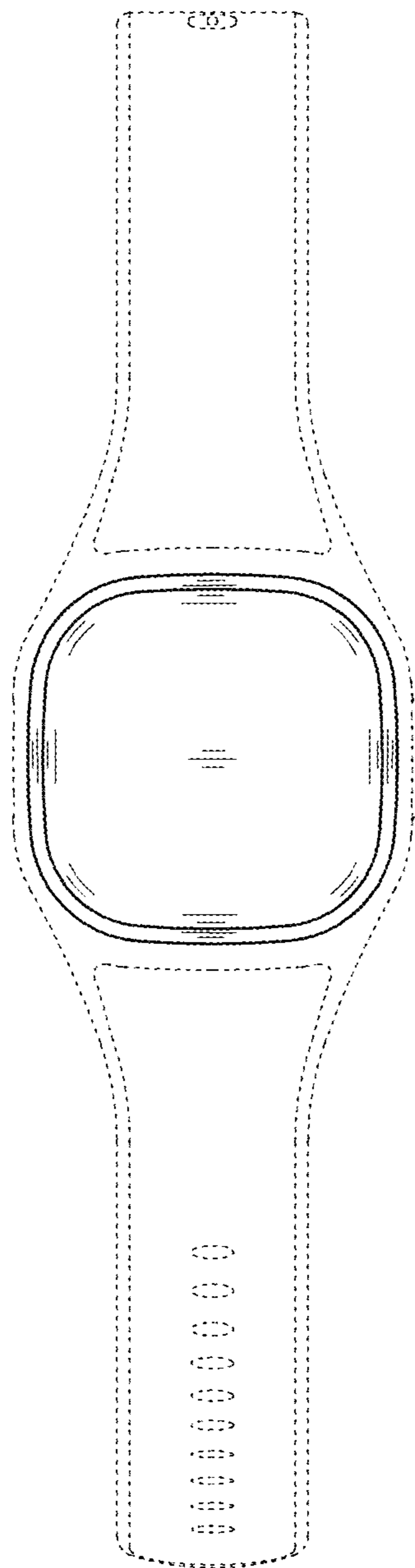


FIG. 7

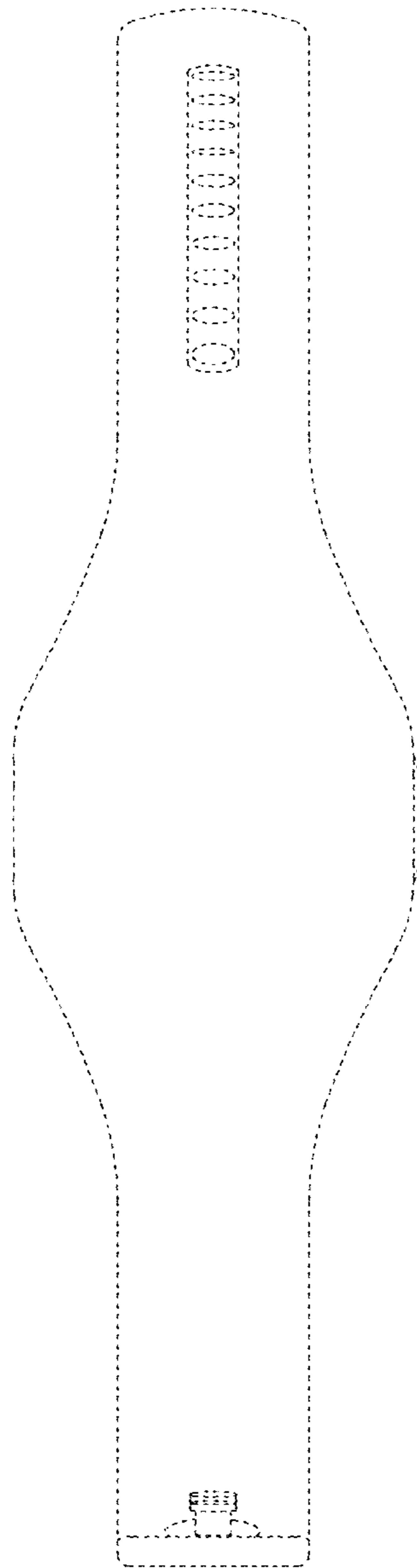


FIG. 8




FIG. 9

