



US00D752569S

(12) **United States Design Patent**
Lee et al.

(10) **Patent No.:** **US D752,569 S**
(45) **Date of Patent:** **** Mar. 29, 2016**

(54) **CASE FOR CELLULAR PHONE**
(71) Applicant: **LG ELECTRONICS INC.**, Seoul (KR)
(72) Inventors: **Seungil Lee**, Seoul (KR); **Sojin Kim**, Gyeonggi-do (KR); **Sanghyun Choi**, Seoul (KR); **Hophil Lee**, Gyeonggi-do (KR)
(73) Assignee: **LG Electronics Inc.**, Seoul (KR)
(**) Term: **14 Years**
(21) Appl. No.: **29/490,262**
(22) Filed: **May 8, 2014**
(30) **Foreign Application Priority Data**

Nov. 8, 2013 (KR) 30-2013-0056417

(51) **LOC (10) Cl.** **14-03**
(52) **U.S. Cl.**
USPC **D14/250**

(58) **Field of Classification Search**
USPC D14/238.1, 250, 440, 203.3–203.7, 217, D14/240, 248, 251–253, 447, 496; D3/201, D3/218, 247, 269, 273, 301, 303; D13/103, 107–108, 119
CPC A45C 1/06; A45C 11/00; A45C 13/02; A45C 2011/002; A45F 5/02; A45F 2005/026; A45F 2200/0525; A45F 2200/0516; H04B 1/3888; H04M 1/0283; H04M 1/0202
See application file for complete search history.

(56) **References Cited**

U.S. PATENT DOCUMENTS

D597,089 S * 7/2009 Khan D14/250
D603,389 S * 11/2009 Khan D14/250
D619,361 S * 7/2010 Andre D3/269
D657,354 S * 4/2012 Kim D14/250
D674,798 S * 1/2013 Kim D14/440
D674,799 S * 1/2013 Kim D14/440
D685,801 S * 7/2013 Canizares D14/440
D689,498 S * 9/2013 Akana D14/440

D702,222 S * 4/2014 Kim D14/250
D706,753 S * 6/2014 Kim D14/250
D707,218 S * 6/2014 Yoonyoung D14/250
D712,393 S * 9/2014 Kim D14/250
D716,286 S * 10/2014 Ahn D14/250
D721,693 S * 1/2015 Lee D14/250
D721,694 S * 1/2015 Lee D14/250
D725,643 S * 3/2015 Lee D14/250
D733,110 S * 6/2015 Lee D14/248
D735,183 S * 7/2015 Kim D14/250
D738,364 S * 9/2015 Han D14/248
2012/0244920 A1 * 9/2012 Lee H04B 1/3888 455/575.8
2013/0020214 A1 * 1/2013 Chiou G06F 1/1626 206/320

* cited by examiner

Primary Examiner — Carla Jobe Wright

(74) *Attorney, Agent, or Firm* — Morgan, Lewis & Bockius LLP

(57) **CLAIM**

The ornamental design for a case for cellular phone, as shown and described.

DESCRIPTION

FIG. 1 is a front, right side, perspective view of a case for cellular phone showing our new design;
FIG. 2 is a front view thereof;
FIG. 3 is a rear view thereof;
FIG. 4 is a left side view thereof;
FIG. 5 is a right side view thereof;
FIG. 6 is a top view thereof;
FIG. 7 is a bottom view thereof;
FIG. 8 is a front, right side, perspective view thereof shown with environmental subject matter depicted in broken lines; and,
FIG. 9 is an enlarged detail view of the bottom of the case taken from FIG. 7.
The dot-dash broken lines in FIGS. 7 and 9 delineate a detail of the design that is shown on an enlarged scale in FIG. 9. The dash-dash broken lines in FIG. 8 depict environmental subject matter that forms no part of the claimed design.

1 Claim, 8 Drawing Sheets

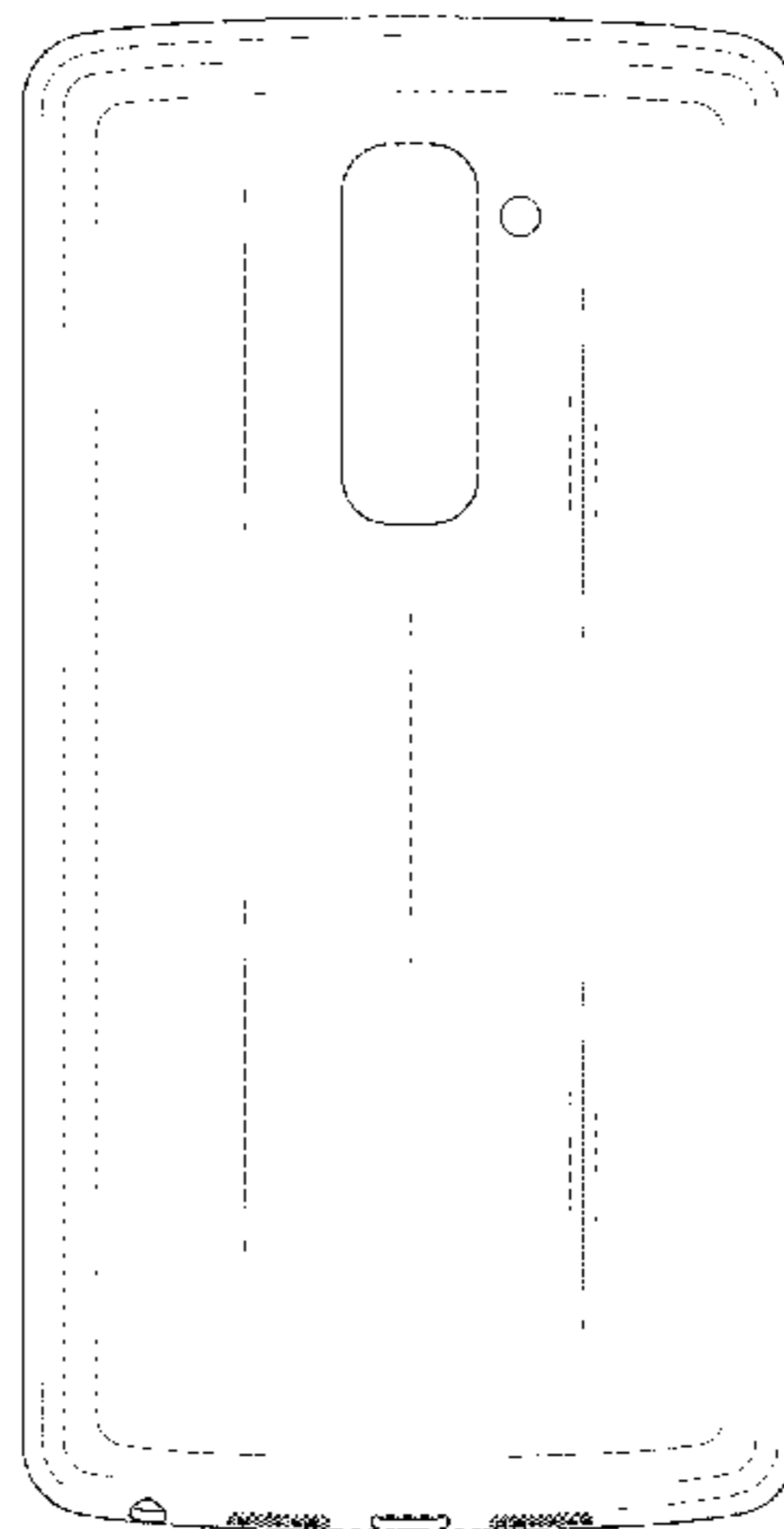
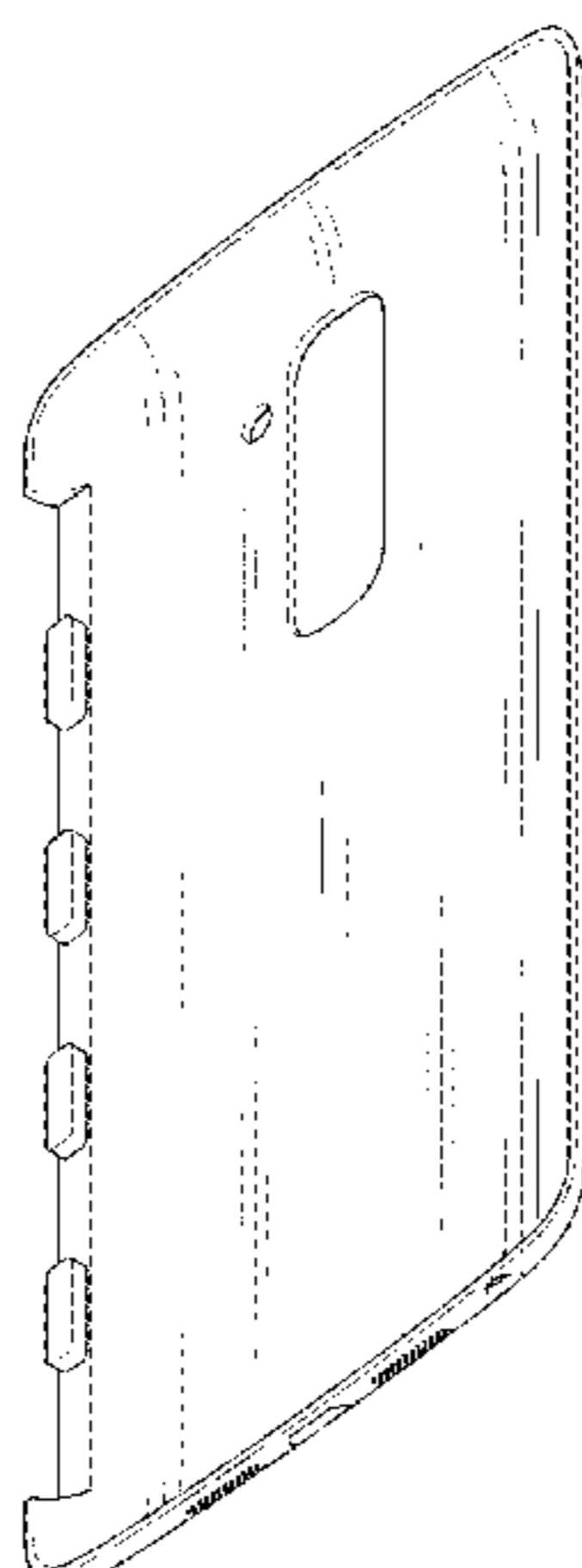


FIG. 1

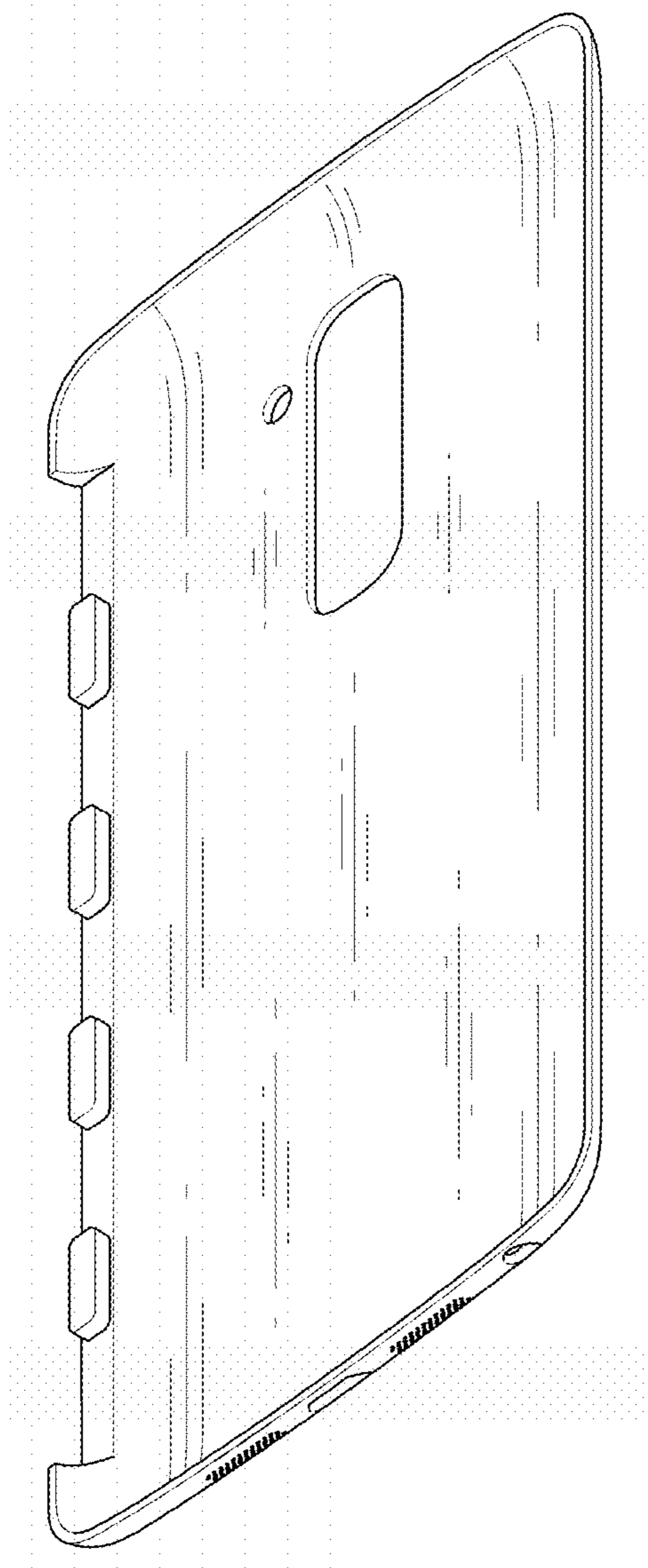


FIG. 2

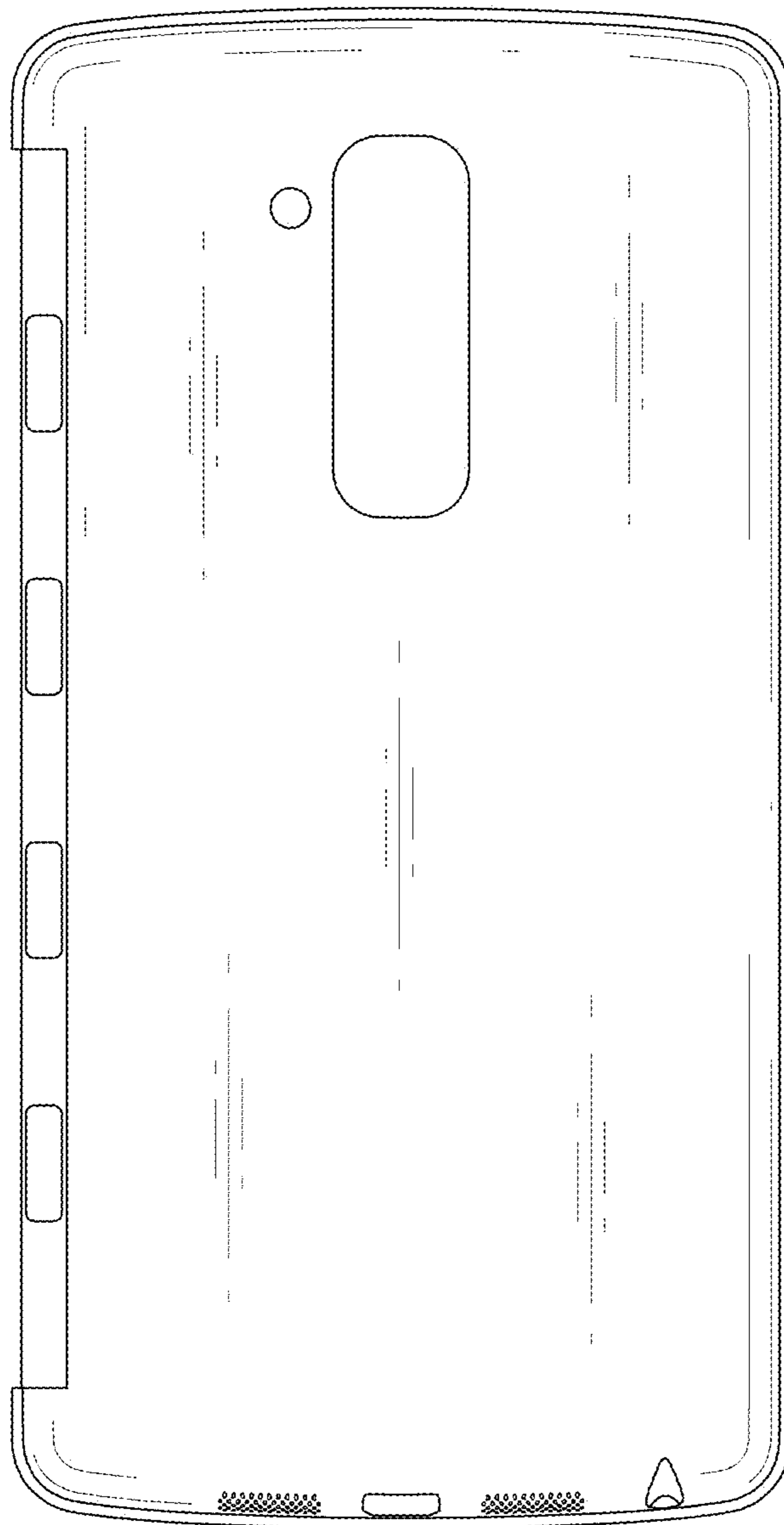


FIG. 3

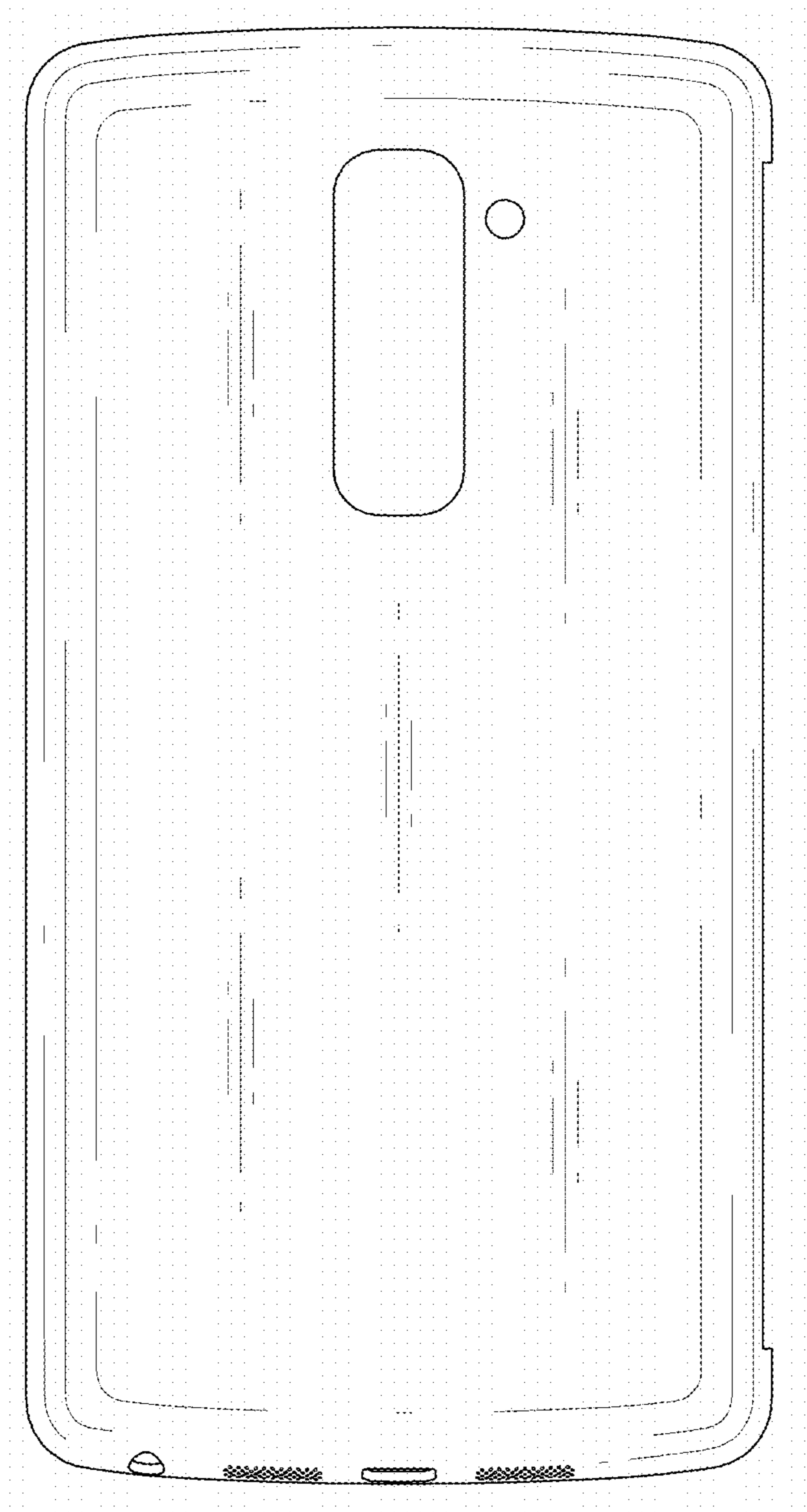


FIG. 4




FIG. 5

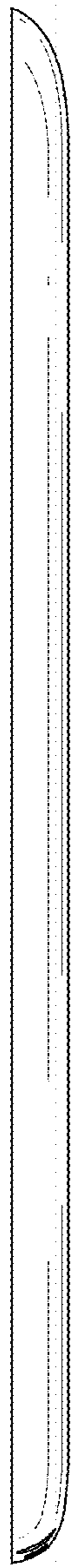


FIG. 6




FIG. 7

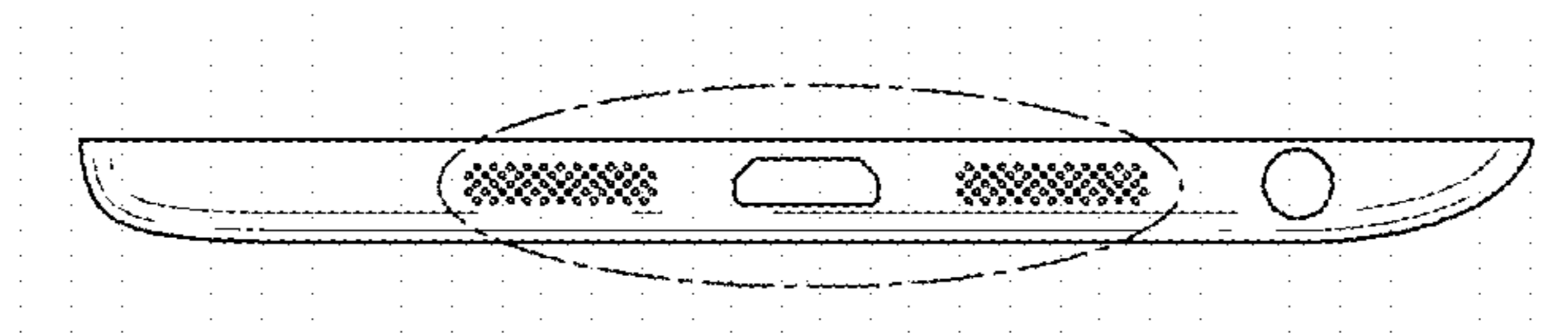


FIG. 8

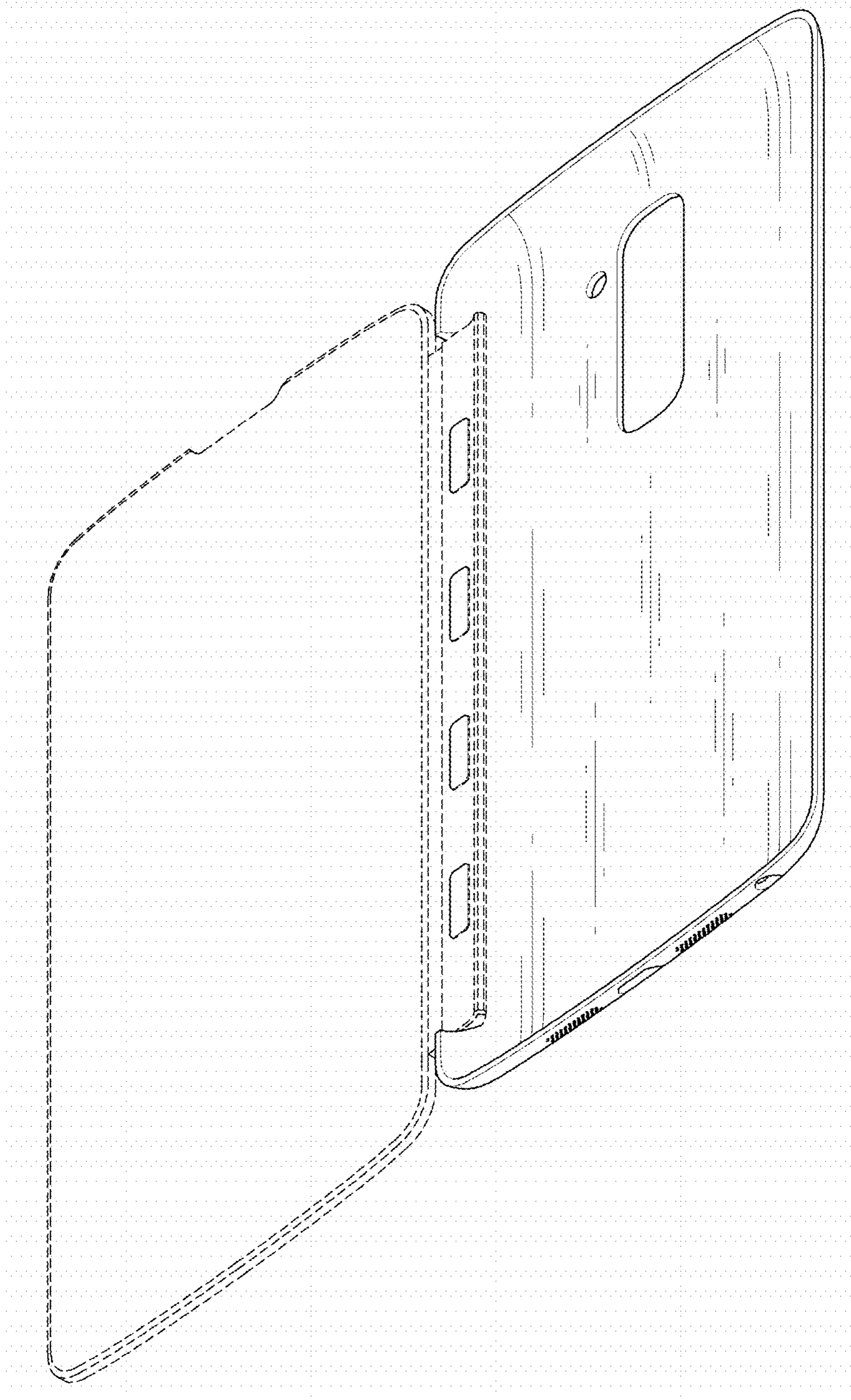


FIG. 9

