



US00D752538S

(12) **United States Design Patent**
Husgafvel

(10) **Patent No.:** **US D752,538 S**
(45) **Date of Patent:** **** Mar. 29, 2016**

- (54) **HANDSET**
- (71) Applicant: **Nokia Corporation**, Espoo (FI)
- (72) Inventor: **Ilkka Husgafvel**, Helsinki (FI)
- (73) Assignee: **MICROSOFT MOBILE OY**, Espoo (FI)
- (**) Term: **14 Years**
- (21) Appl. No.: **29/464,707**
- (22) Filed: **Aug. 20, 2013**
- (51) **LOC (10) Cl.** **14-03**
- (52) **U.S. Cl.**
USPC **D14/138 G**
- (58) **Field of Classification Search**
USPC D14/138 G, 138 AC, 138 AD, 138 R,
D14/203.1, 203.3, 203.5, 203.7, 218, 248,
D14/257, 250, 341, 441, 443, 496, 240;
D21/517, 329, 331; D13/168; D10/65,
D10/78; 455/556.1, 556.2, 575.1, 575.3,
455/575.4, 566; 379/433.01, 433.04;
361/679.3, 679.56
CPC H04M 1/02; H04M 1/0202-1/035;
H04M 1/0235; H04M 1/0237; H04M 1/0239;
H04M 2250/22
See application file for complete search history.

- D724,044 S * 3/2015 Reivo D14/138 G
- D728,505 S * 5/2015 Chung D14/138 G
- D728,544 S * 5/2015 Chung D14/138 G
- D729,189 S * 5/2015 Kangasmaa D14/138 G
- D731,453 S * 6/2015 Park D14/138 G

OTHER PUBLICATIONS

HTC One Max, announced Oct. 2013, [online], [retrieved on Oct. 12, 2015]. Retrieved from Internet ,<URL: http://www.gsmarena.com/htc_one_max-5704.php>.*

LG Optimus L5 Dual E615, announced Aug. 2012, [online], [retrieved on Nov. 12, 2015]. Retrieved from Internet ,<URL: http://www.gsmarena.com/lg_optimus_l5_dual_e615-4964.php>.*

Panasonic Eluga I, announced Nov. 2014, [online], [retrieved on Nov. 12, 2015]. Retrieved from Internet ,<URL: http://www.gsmarena.com/panasonic_uluga_i-6818.php>.*

Nokia Lumia 920 telephone, announced Sep. 2012, [online]. [Retrieved on Oct. 8, 2013]. Available from Internet, <URL: http://www.gsmarena.com/nokia_lumia_920-4967.php>.

* cited by examiner

Primary Examiner — Rosemary K Tarcza
Assistant Examiner — Sanjeev Paul
 (74) *Attorney, Agent, or Firm* — Banner & Witcoff, Ltd.

(57) **CLAIM**
 The ornamental design for a handset, as shown and described.

DESCRIPTION

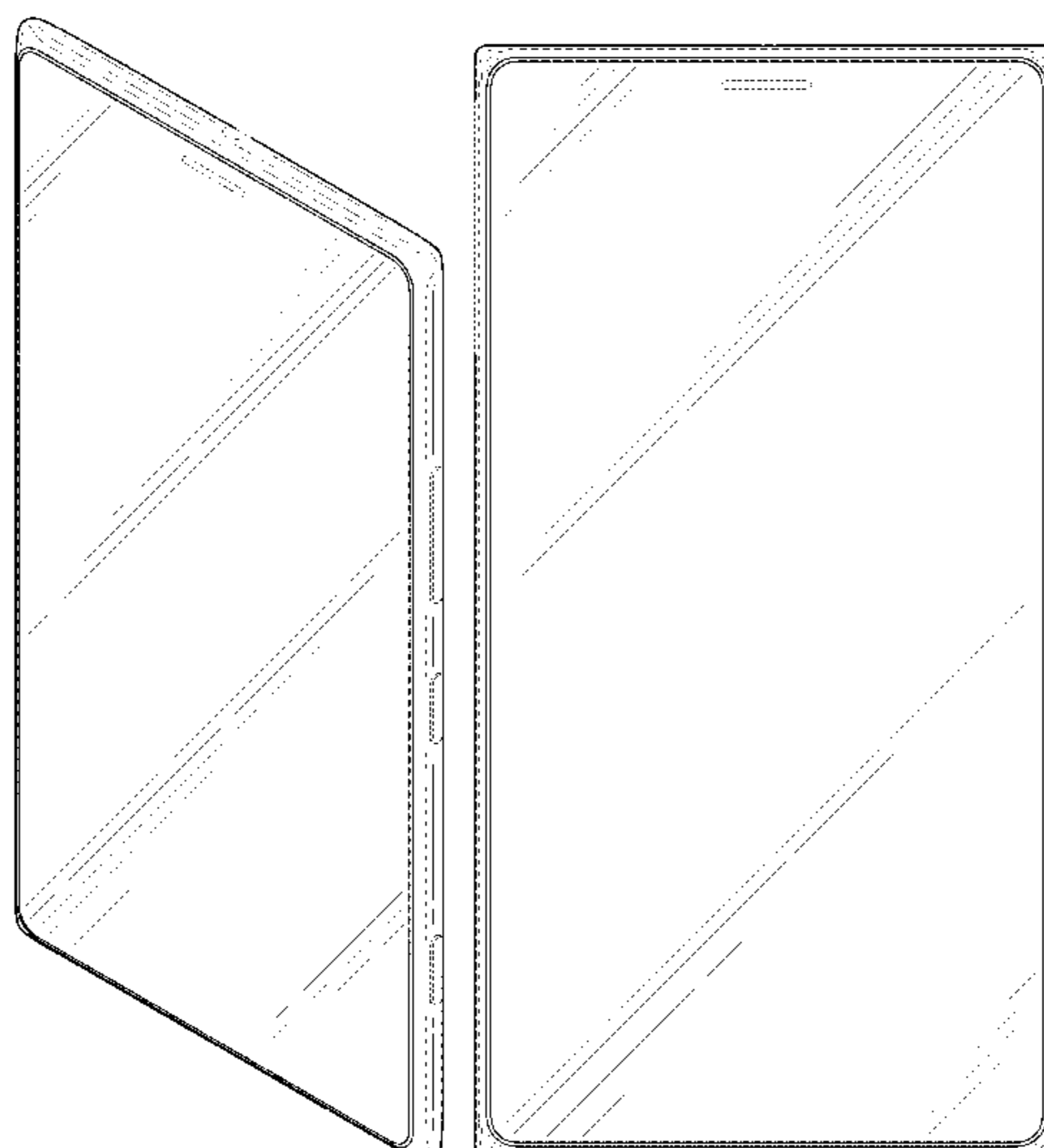
FIG. 1 is a perspective front view of a handset showing my new design;
 FIG. 2 is a front view thereof;
 FIG. 3 is a rear view thereof;
 FIG. 4 is a left side view thereof;
 FIG. 5 is a right side view thereof;
 FIG. 6 is a top plan view thereof; and,
 FIG. 7 is a bottom plan view thereof.
 The broken lines shown in the drawings are included for the purpose of illustrating unclaimed portions of the handset and form no part of the claimed design.

1 Claim, 5 Drawing Sheets

(56) **References Cited**

U.S. PATENT DOCUMENTS

- D658,620 S * 5/2012 Lylyk D14/138 G
- D658,621 S * 5/2012 Lylyk D14/138 G
- D665,766 S * 8/2012 Eguchi D14/138 G
- D666,980 S * 9/2012 Faoro D14/138 G
- D677,641 S * 3/2013 Sutherland D14/138 G
- D684,946 S * 6/2013 Ryu D14/138 G
- D689,035 S * 9/2013 Ryu D14/138 G
- D689,840 S * 9/2013 Lu
- D716,746 S * 11/2014 Du D14/138 G
- D717,263 S * 11/2014 Wozniak D14/138 G
- D722,038 S * 2/2015 Cheng D14/138 G






FIG. 1




FIG. 2




FIG. 3




FIG. 4




FIG. 5

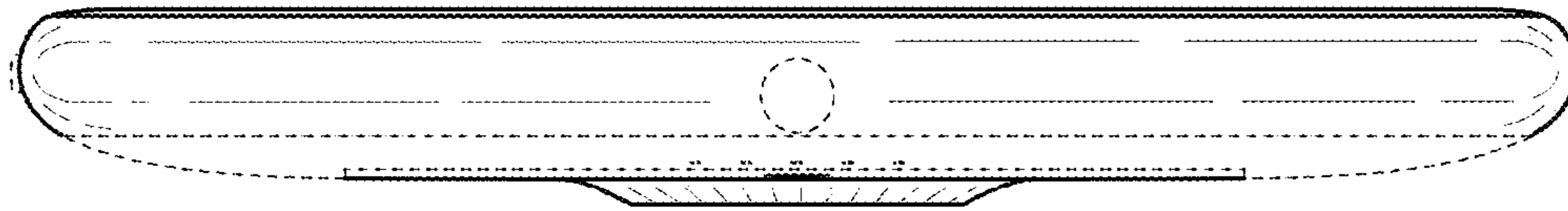


FIG. 6

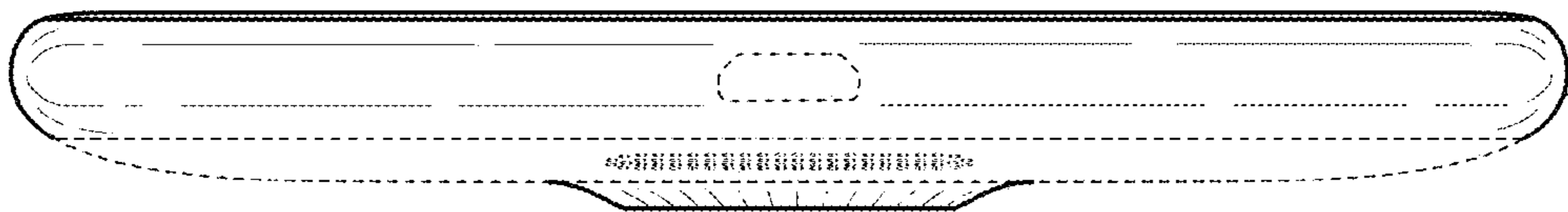


FIG. 7