



US00D752535S

(12) **United States Design Patent**
Kim et al.

(10) **Patent No.:** **US D752,535 S**
(45) **Date of Patent:** **** Mar. 29, 2016**

(54) **TV RECEIVER**

CPC ... G06F 1/1601; G06F 1/1643; H05K 5/0004;
H05K 5/0017; H05K 5/02; H05K 5/0217
See application file for complete search history.

(71) Applicant: **Samsung Electronics Co., Ltd.**,
Suwon-si (KR)

(72) Inventors: **Hee-Bong Kim**, Gimpo-si (KR);
Jaeneung Lee, Ansan-si (KR)

(73) Assignee: **Samsung Electronics Co., Ltd.**,
Suwon-si (KR)

(**) Term: **14 Years**

(21) Appl. No.: **29/504,861**

(22) Filed: **Oct. 10, 2014**

(30) **Foreign Application Priority Data**

Apr. 11, 2014 (KR) 30-2014-0018250

(51) **LOC (10) Cl.** **14-03**

(52) **U.S. Cl.**
USPC **D14/126**

(58) **Field of Classification Search**
USPC D14/125-134, 239, 371, 136, 374-377,
D14/440, 450, 448, 336, 342, 159; 312/7.2;
348/836, 838, 180, 184, 325, 739;
248/917-924, 465; 345/104, 133, 156,
345/168, 87, 173; D21/329, 515, 577, 622,
D21/333, 433, 448, 452, 450, 331, 505;
D10/15, 26; 446/484, 175, 356;
D6/477, 479, 300

(56) **References Cited**

U.S. PATENT DOCUMENTS

| | | | | | | |
|----------|---|---|---------|----------------|-------|---------|
| D648,691 | S | * | 11/2011 | Tierney et al. | | D14/126 |
| D655,684 | S | * | 3/2012 | Kim et al. | | D14/126 |
| D704,157 | S | * | 5/2014 | Cha et al. | | D14/126 |
| D736,167 | S | * | 8/2015 | Bang et al. | | D14/126 |
| D736,730 | S | * | 8/2015 | Hong | | D14/126 |

* cited by examiner

Primary Examiner — Raphael Barkai

(74) *Attorney, Agent, or Firm* — NSIP Law

(57) **CLAIM**

We claim the ornamental design for a TV receiver, as shown and described.

DESCRIPTION

FIG. 1 is a front perspective view of a TV receiver showing our new design;

FIG. 2 is a front view thereof;

FIG. 3 is a rear view thereof;

FIG. 4 is a left-side view thereof;

FIG. 5 is a right-side view thereof;

FIG. 6 is a top view thereof;

FIG. 7 is a bottom view thereof; and,

FIG. 8 is a rear perspective view thereof.

1 Claim, 8 Drawing Sheets

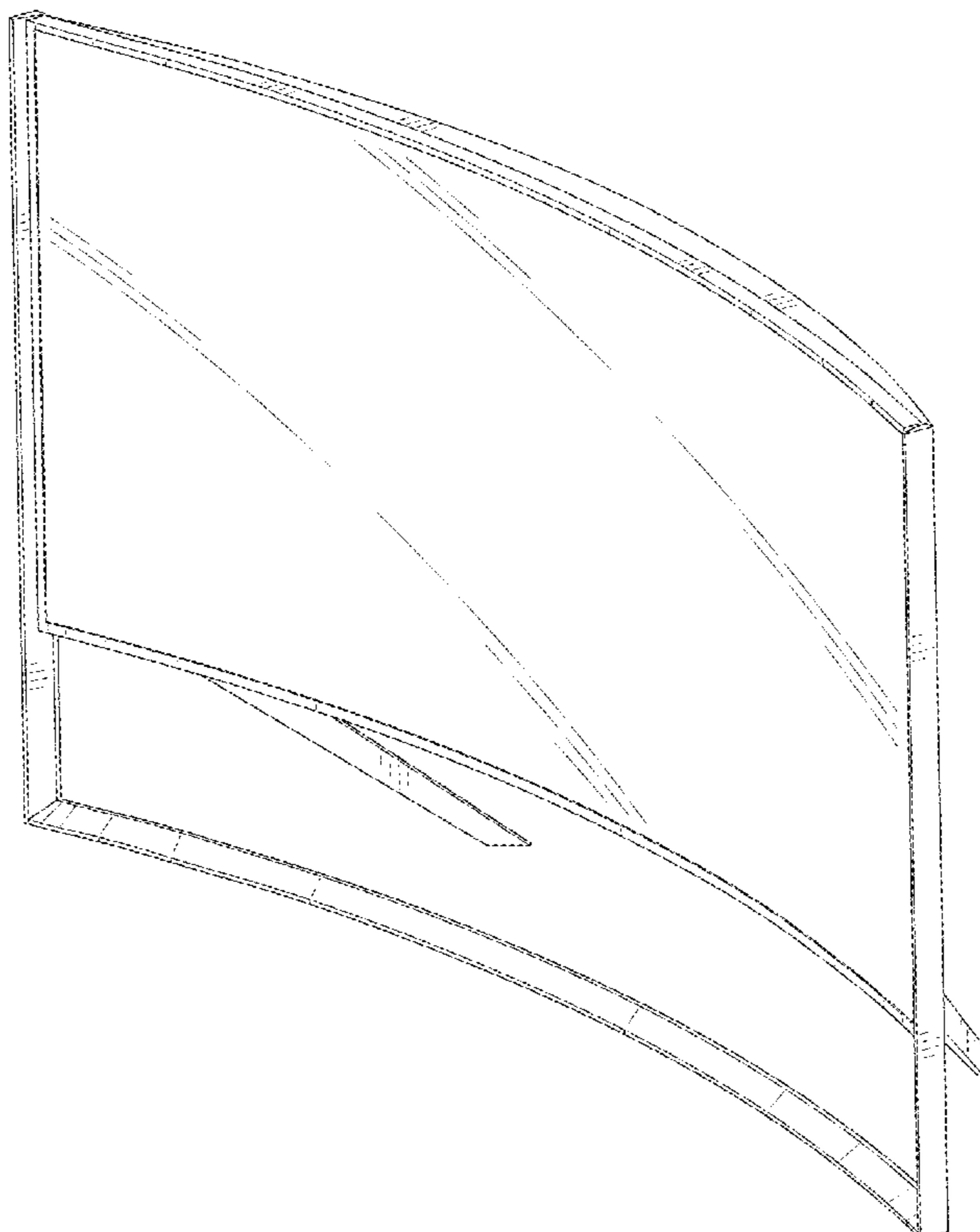


FIG. 1




FIG. 2

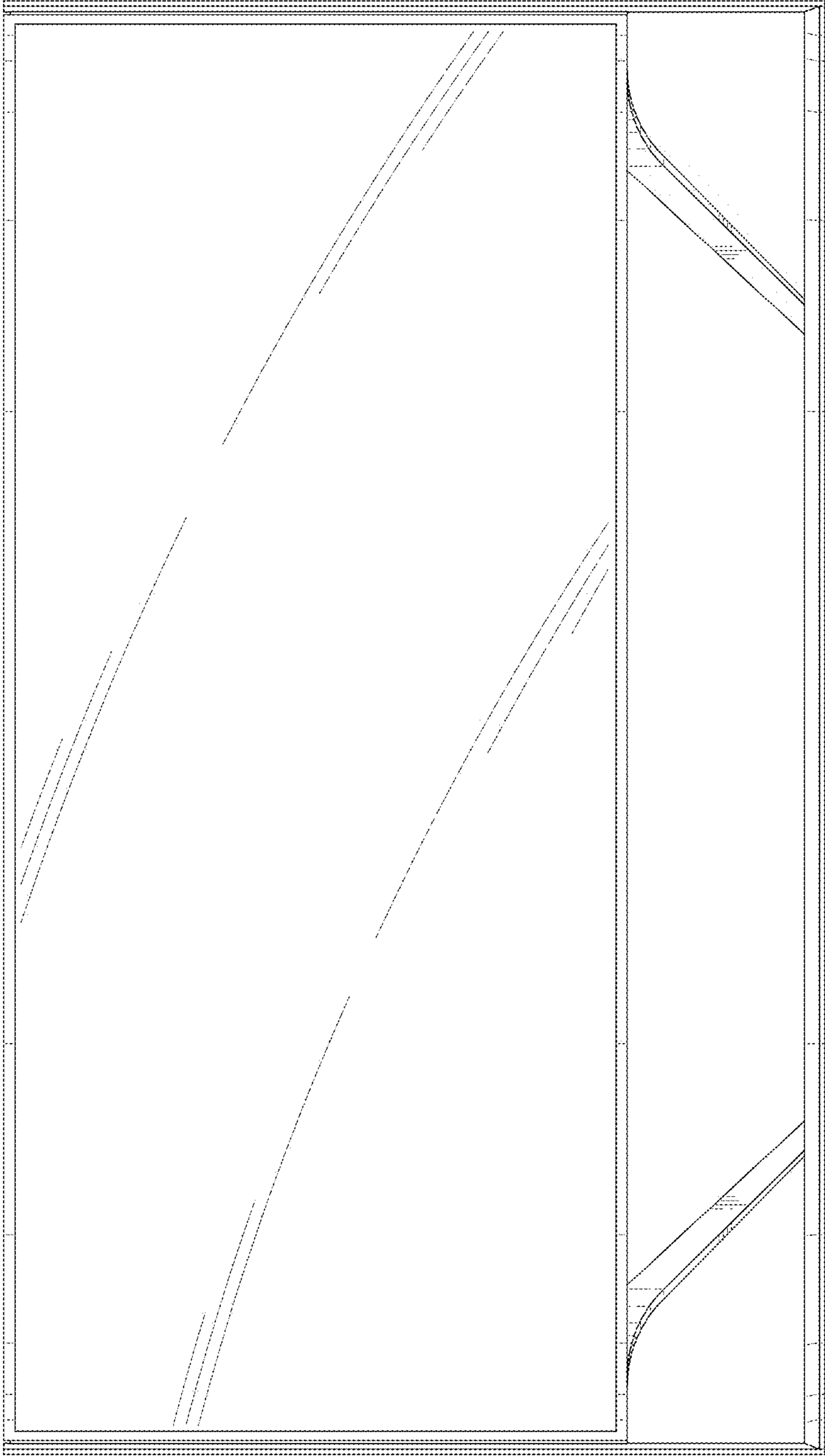


FIG. 3




FIG. 4

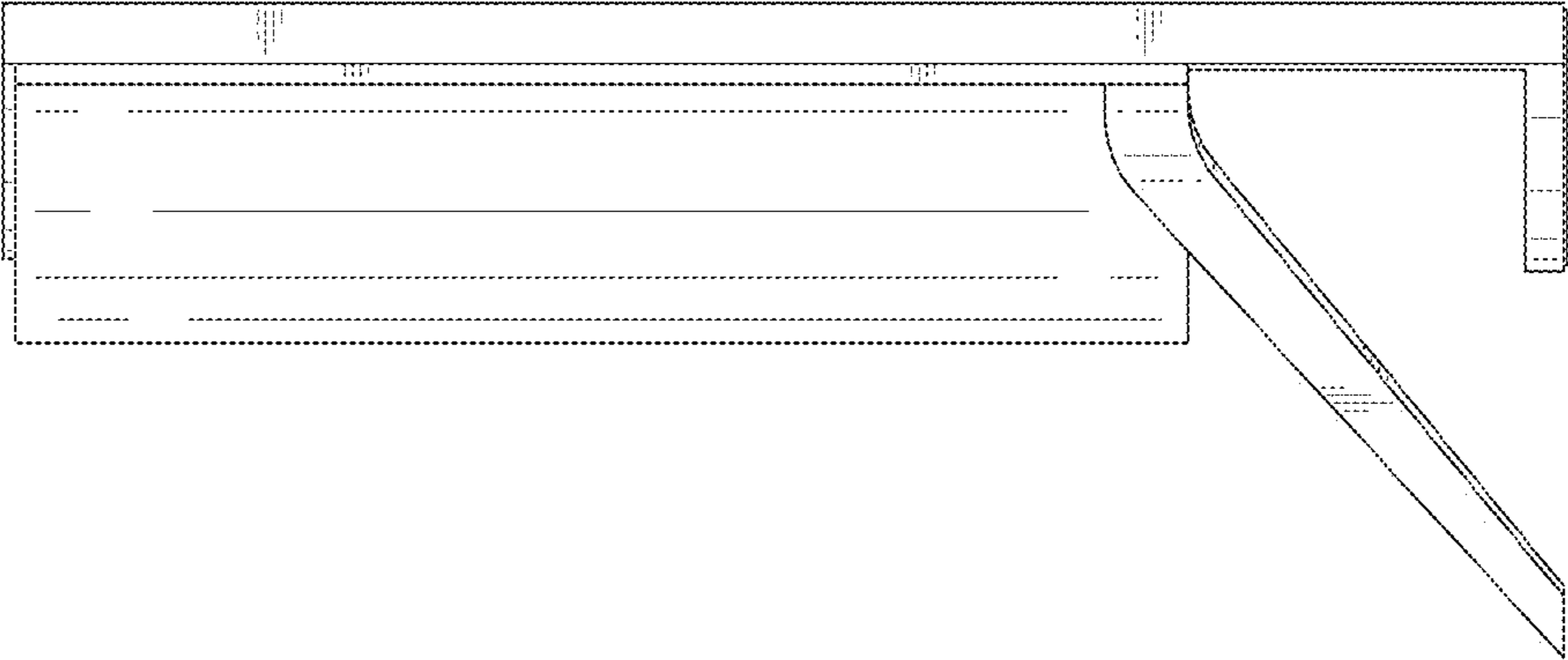


FIG. 5

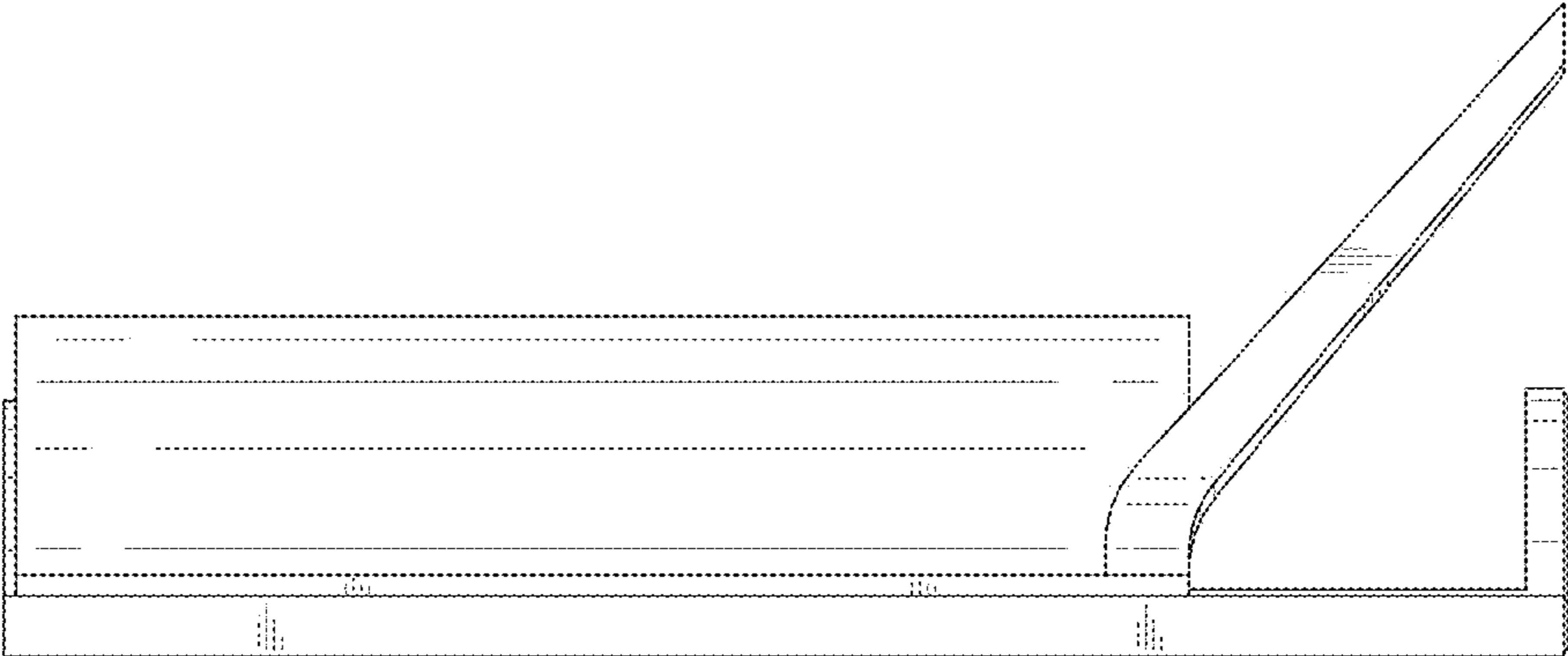


FIG. 6

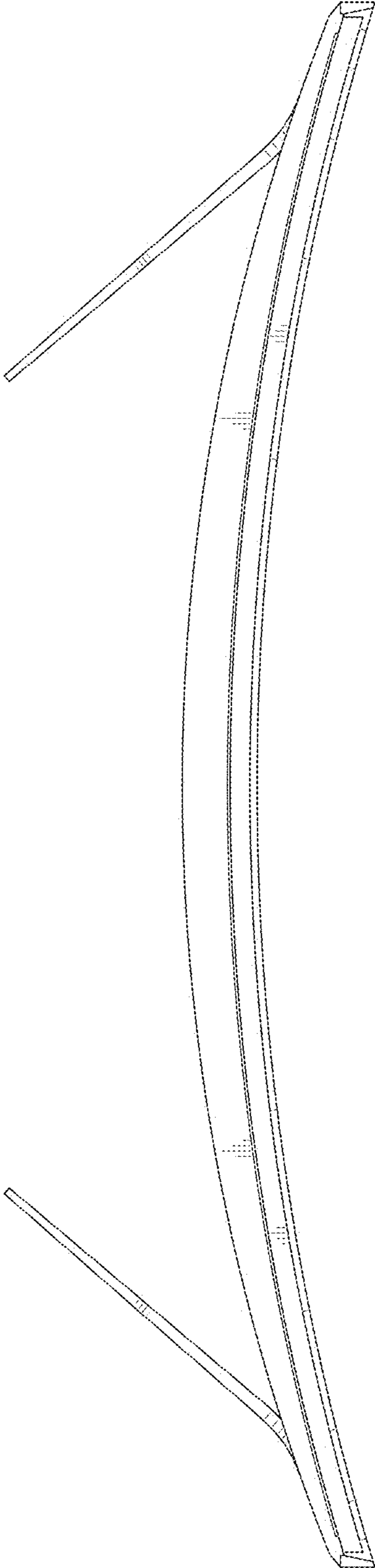
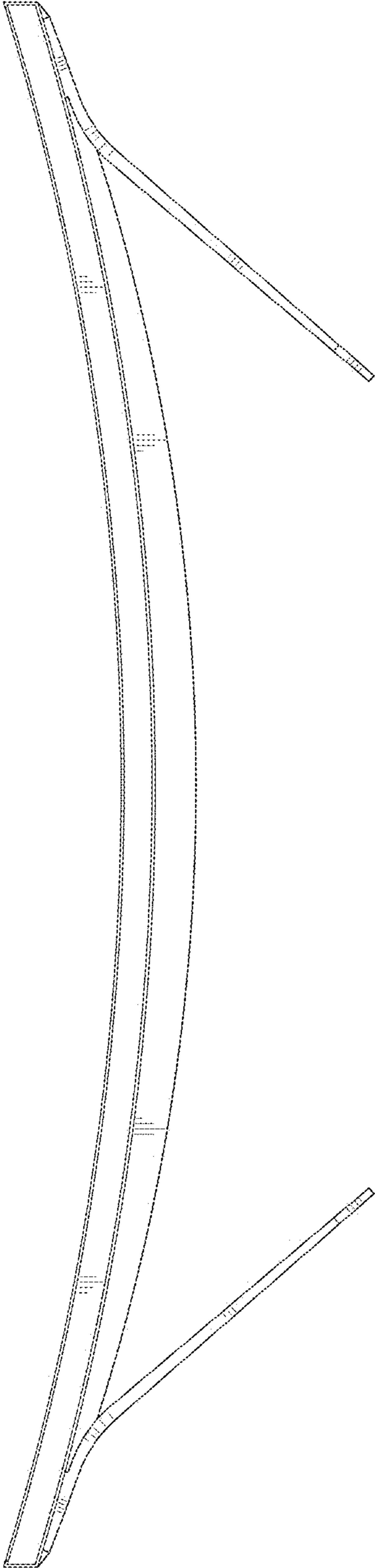


FIG. 7






FIG. 8