



US00D752534S

(12) **United States Design Patent**  
**Jiang**

(10) **Patent No.:** **US D752,534 S**  
(45) **Date of Patent:** **\*\* Mar. 29, 2016**

(54) **TELEVISION**

CPC ... G06F 1/1601; G06F 1/1643; H05K 5/0004;  
H05K 5/0017; H05K 5/02; H05K 5/0217  
See application file for complete search history.

(71) Applicants: **Hisense Electric Co., Ltd.**, Qingdao,  
Shandong (CN); **Hisense USA**  
**Corporation**, Suwanee, GA (US)

(56) **References Cited**

(72) Inventor: **Nan Jiang**, Shandong (CN)

U.S. PATENT DOCUMENTS

(73) Assignees: **Hisense Electric Co., Ltd.** (CN);  
**Hisense USA Corporation**, Suwanee,  
GA (US)

D682,799	S	*	5/2013	Hwang Bo et al.	.....	D14/126
D695,700	S	*	12/2013	Seong	.....	D14/126
D702,659	S	*	4/2014	Yoo et al.	.....	D14/126
D721,666	S	*	1/2015	Son et al.	.....	D14/126
D733,671	S	*	7/2015	Lu et al.	.....	D14/126
D734,284	S	*	7/2015	Dai et al.	.....	D14/126

(\*\*) Term: **14 Years**

\* cited by examiner

(21) Appl. No.: **29/500,944**

*Primary Examiner* — Raphael Barkai

(22) Filed: **Aug. 29, 2014**

(74) *Attorney, Agent, or Firm* — DLA Piper LLP (US)

(30) **Foreign Application Priority Data**

(57) **CLAIM**

Apr. 3, 2014 (CN) ..... 2014 3 0076224

The ornamental design for a television, as shown and described.

(51) **LOC (10) Cl.** ..... **14-03**

**DESCRIPTION**

(52) **U.S. Cl.**  
USPC ..... **D14/126**

FIG. 1 is a front view of a first embodiment of a television showing my new design;

(58) **Field of Classification Search**  
USPC ..... D14/125-134, 239, 371, 136, 374-377,  
D14/440, 450, 448, 336, 342, 159; 312/7.2;  
348/836, 838, 180, 184, 325, 739;  
248/917-924, 465; 345/104, 133, 156,  
345/168, 87, 173; D21/329, 515, 577, 622,  
D21/333, 433, 448, 452, 450, 331, 505;  
D10/15, 26; 446/484, 175, 356;  
D6/477, 479, 300

FIG. 2 is a rear view of the first embodiment thereof;

FIG. 3 is a top plan view of the first embodiment thereof;

FIG. 4 is a bottom plan view of the first embodiment thereof;


FIG. 5 is a left side view of the first embodiment thereof;

FIG. 6 is a right side view of the first embodiment thereof;

and,

FIG. 7 is a perspective view of the first embodiment thereof.

**1 Claim, 4 Drawing Sheets**






FIG. 1




FIG. 2



FIG. 3

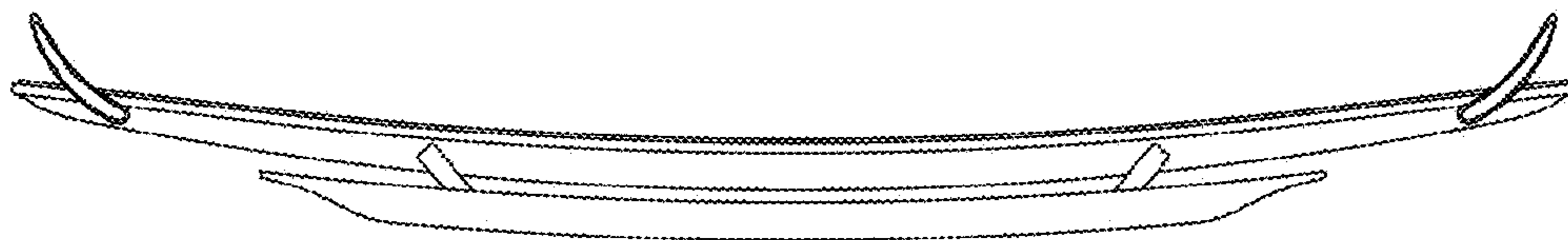


FIG. 4

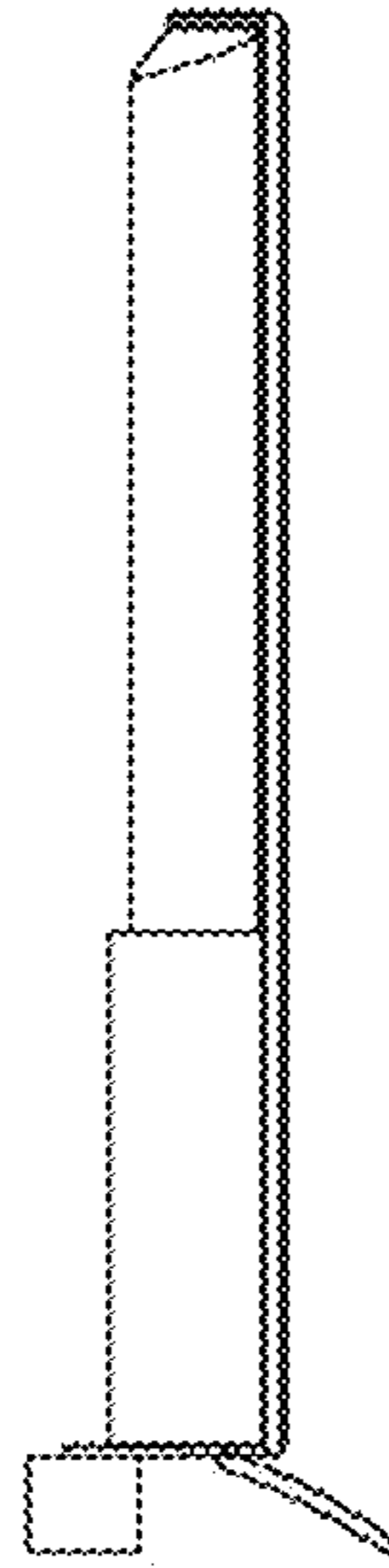


FIG. 5

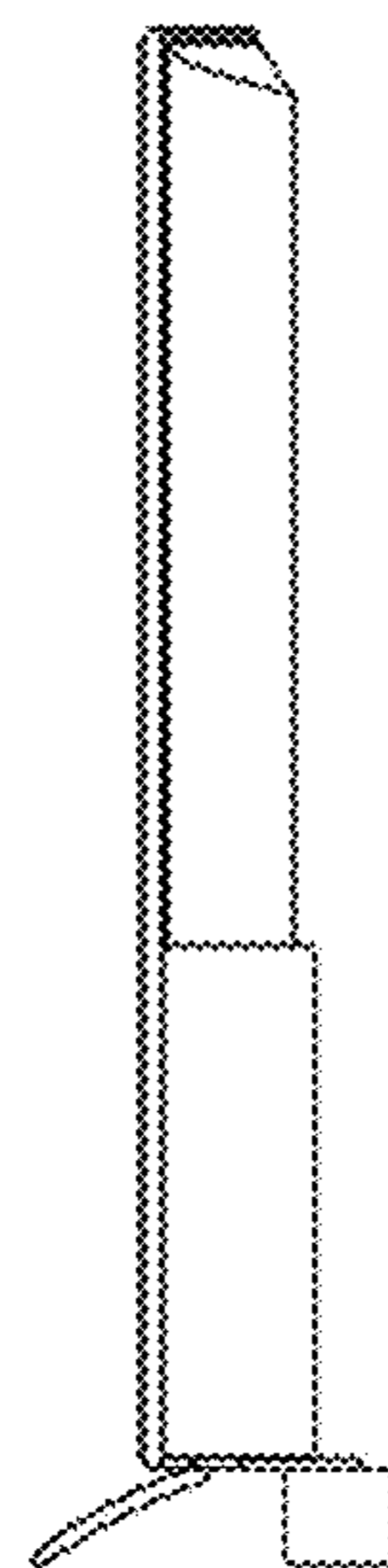


FIG. 6

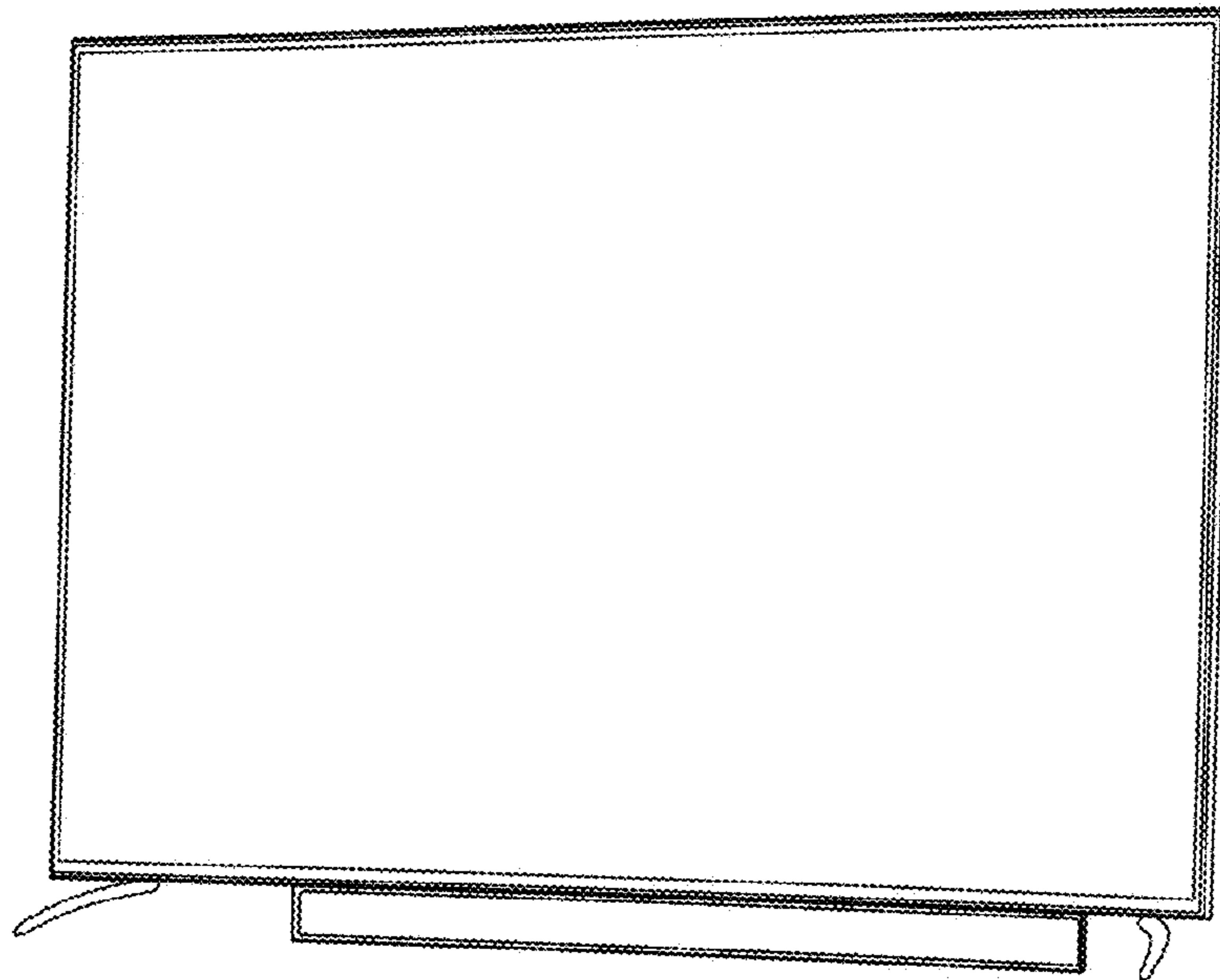


FIG. 7