



US00D752531S

(12) **United States Design Patent**
Xu et al.

(10) **Patent No.:** **US D752,531 S**
(45) **Date of Patent:** **** Mar. 29, 2016**

(54) **TELEVISION SET TOP BOX**

(71) Applicant: **Alibaba Group Holding Limited**,
Grand Cayman (KY)
(72) Inventors: **Kai Xu**, Hangzhou (CN); **Jianjun Fan**,
Hangzhou (CN)
(73) Assignee: **Alibaba Group Holding Limited**,
Grand Cayman (KY)
(**) Term: **14 Years**

(21) Appl. No.: **29/507,266**

(22) Filed: **Oct. 24, 2014**

(30) **Foreign Application Priority Data**

Apr. 20, 2014 (CN) 2014 3 0113653

(51) **LOC (10) Cl.** **14-03**

(52) **U.S. Cl.**
USPC **D14/125**

(58) **Field of Classification Search**
USPC D14/125, 357-358, 496, 188, 242, 432;
D13/184; 348/10, 460, 706, 731;
340/825.03; 455/6.1, 6.2; 312/223.1,
312/7.2
CPC H04N 21/00; H04N 21/20; H04N 21/40

See application file for complete search history.

(56) **References Cited**

U.S. PATENT DOCUMENTS

D585,395 S *	1/2009	Cho et al.	D14/125
D592,619 S *	5/2009	Woo et al.	D14/125
D626,099 S *	10/2010	Huang	D14/125
D628,573 S *	12/2010	Wang	D14/356
D629,370 S *	12/2010	Sheppard et al.	D14/125
D638,426 S *	5/2011	Ikeda et al.	D14/358
D639,254 S *	6/2011	Giovannoni et al.	D14/125
D640,213 S *	6/2011	Luo	D14/125
D640,646 S *	6/2011	Wu et al.	D14/125
D640,692 S *	6/2011	Waisman-Diamond	D14/358
D641,365 S *	7/2011	Lee et al.	D14/368
D641,722 S *	7/2011	Luo	D14/125
D642,173 S *	7/2011	Lee et al.	D14/365

* cited by examiner

Primary Examiner — Randall Gholson

(74) *Attorney, Agent, or Firm* — Lee & Hayes, PLLC

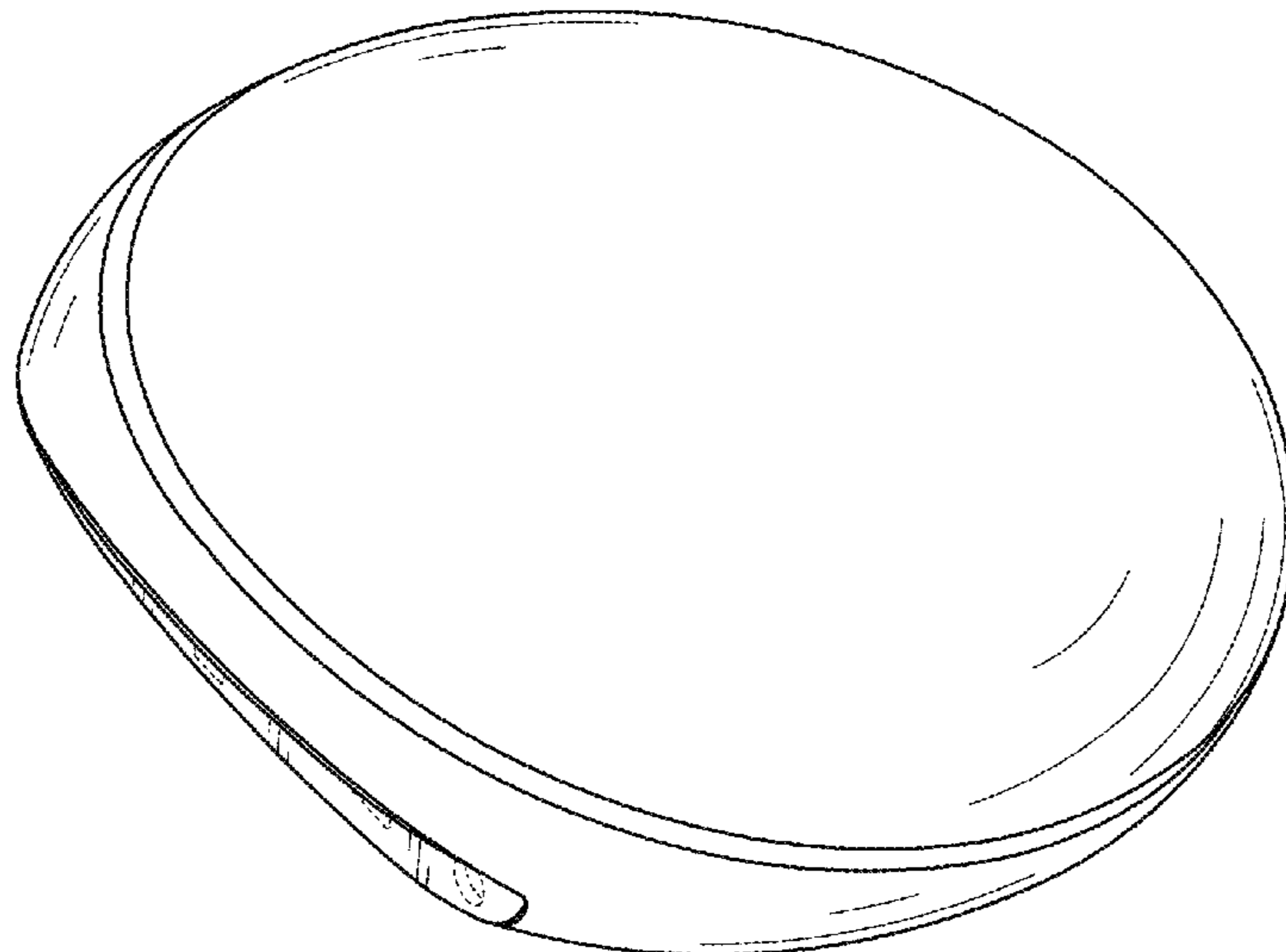
(57) **CLAIM**

The ornamental design for a television set top box, as shown and described.

DESCRIPTION

FIG. 1 is a first perspective view of the television set top box; FIG. 2 is a second perspective view of the television set top box; FIG. 3 is a top view of the television set top box; FIG. 4 is a bottom view of the television set top box; FIG. 5 is a left side view of the television set top box; FIG. 6 is a right side view of the television set top box; FIG. 7 is a front side view of the television set top box; and, FIG. 8 is a back side view of the television set top box. The broken lines depict portions of the television set top box that form no part of the claimed design.

1 Claim, 5 Drawing Sheets



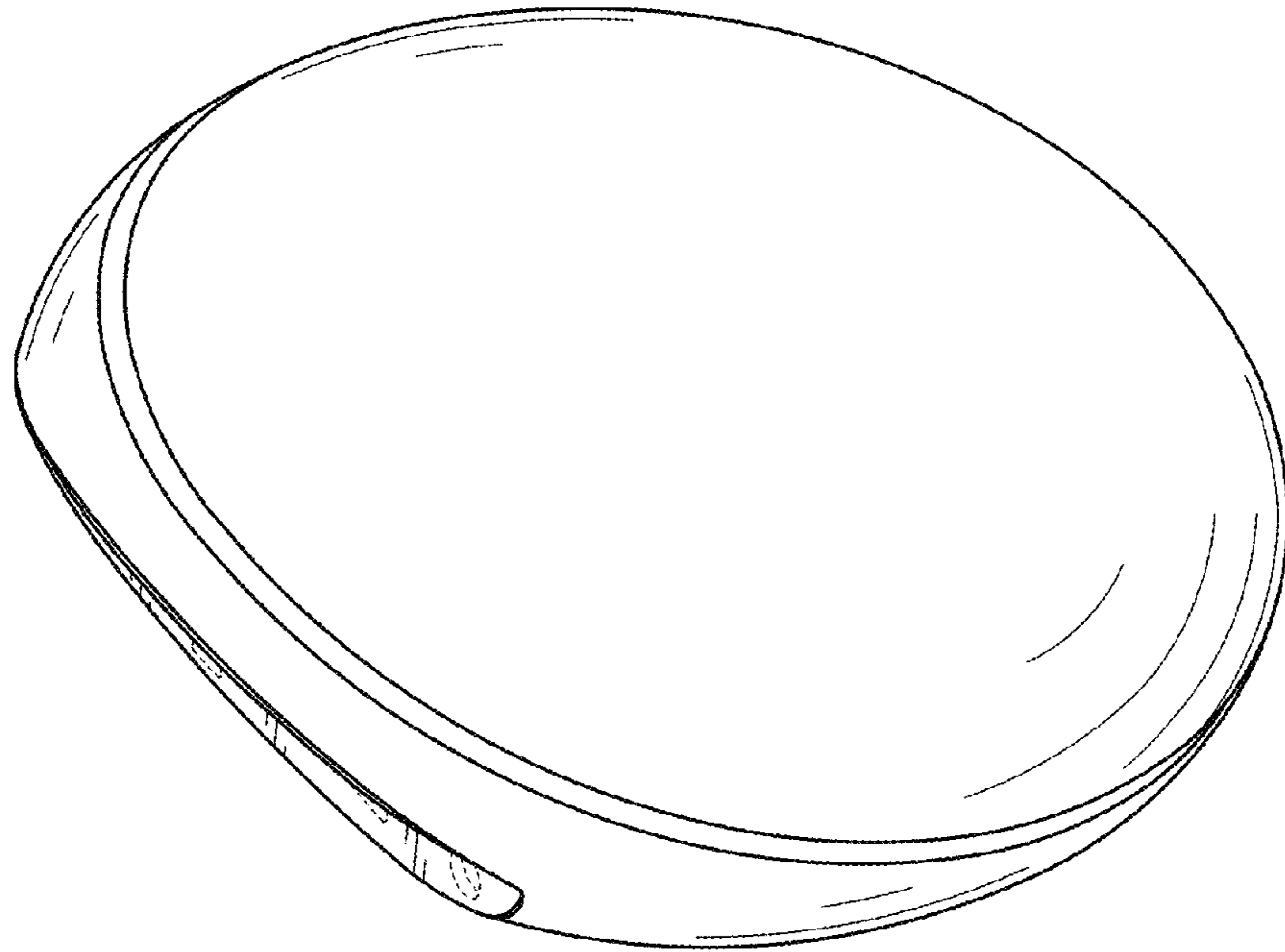


FIG. 1

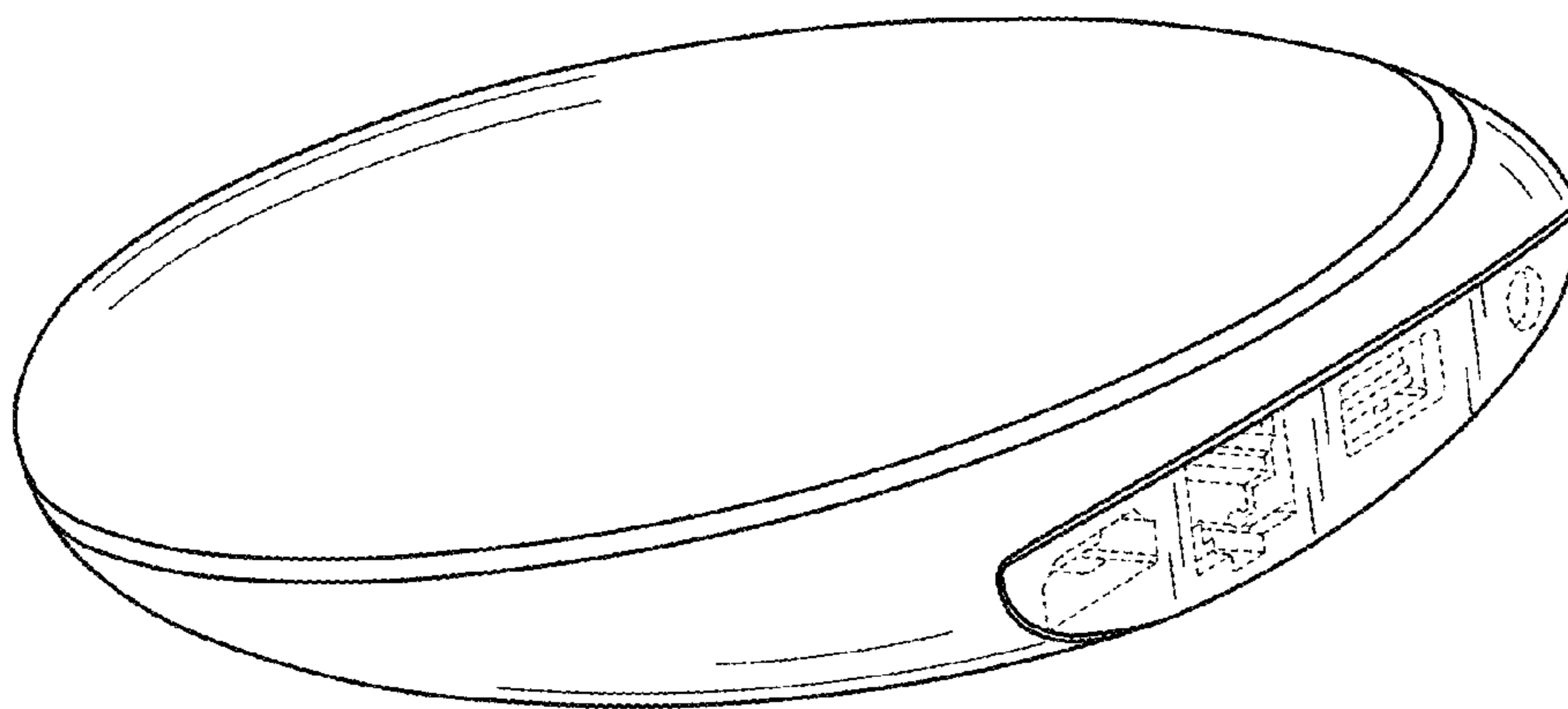


FIG. 2




FIG. 3

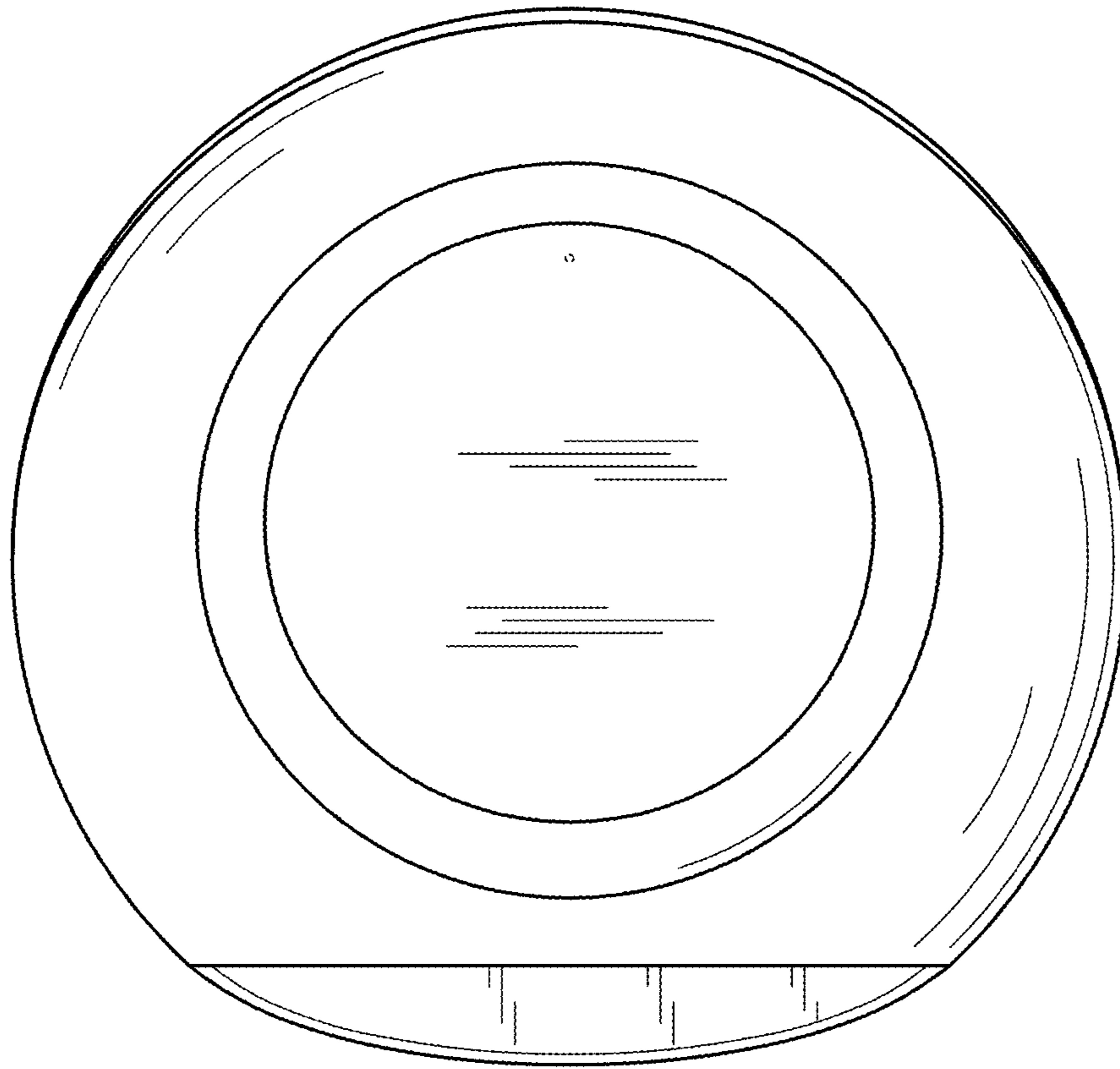


FIG. 4

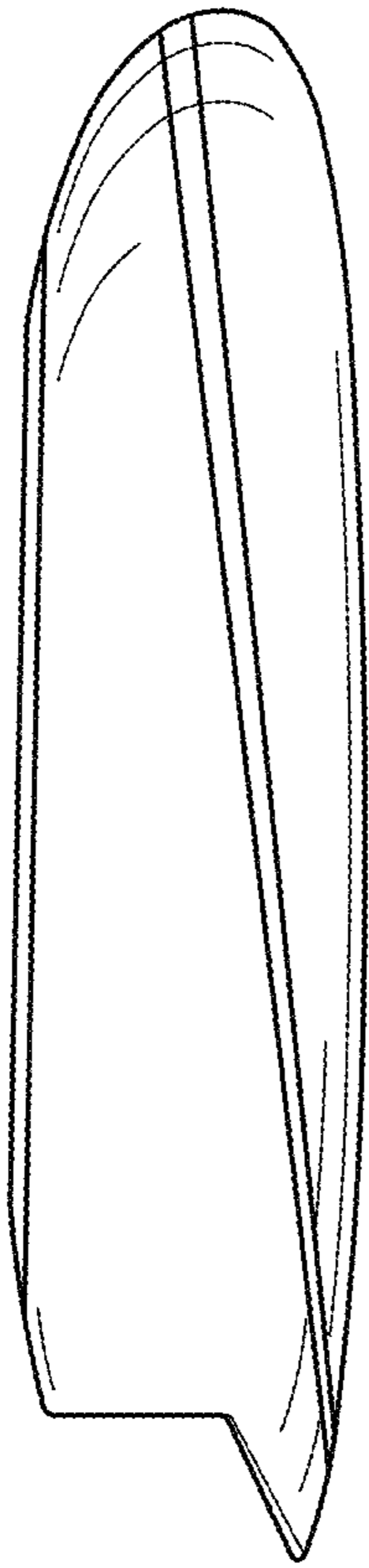


FIG. 5

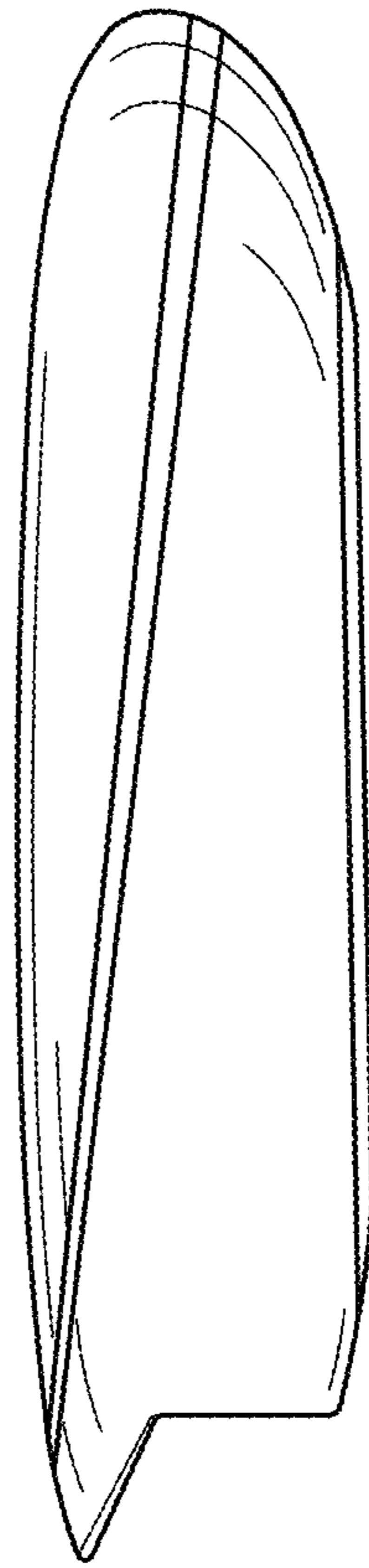


FIG. 6




FIG. 7

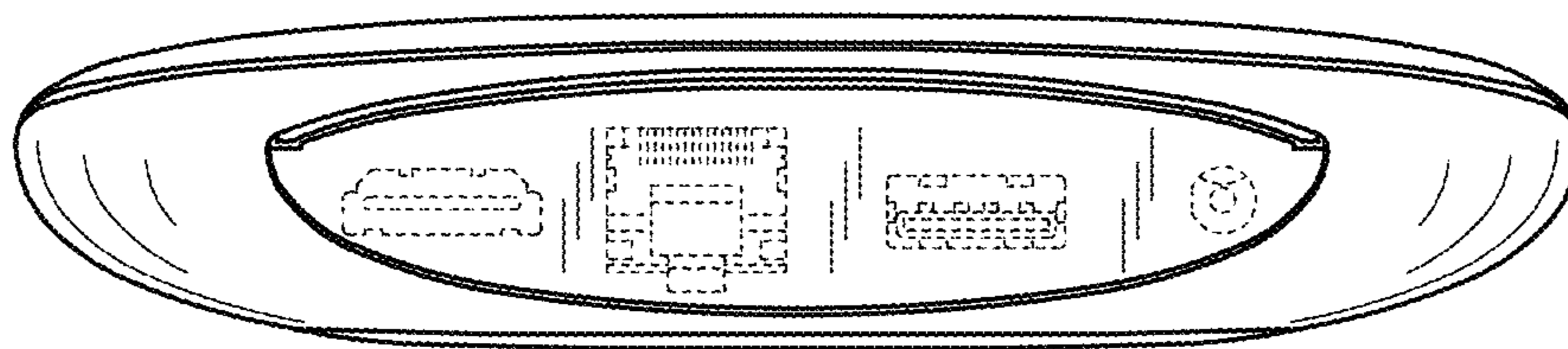


FIG. 8