



US00D752524S

(12) **United States Design Patent**
Azzola et al.

(10) **Patent No.:** **US D752,524 S**
(45) **Date of Patent:** **** *Mar. 29, 2016**

(54) **CIRCUIT BREAKER**

(71) Applicant: **ABB S.p.A.**, Milan (IT)

(72) Inventors: **Lucio Azzola**, Bergamo (IT); **Stefano Besana**, Terno d'Isola (IT)

(73) Assignee: **ABB S.p.A.**, Milan (IT)

(*) Notice: This patent is subject to a terminal disclaimer.

(**) Term: **14 Years**

(21) Appl. No.: **29/454,376**

(22) Filed: **May 9, 2013**

(30) **Foreign Application Priority Data**

Nov. 9, 2012 (EM) 002133363

(51) **LOC (10) Cl.** **13-03**

(52) **U.S. Cl.**
USPC **D13/160**

(58) **Field of Classification Search**
USPC D13/101, 110, 123, 133, 158-162,
D13/182-184, 199; 200/43.14, 50.01,
200/50.21-50.23, 293; 361/42, 44, 50, 71,
361/115, 608, 63, 4
CPC G01R 31/025; G01R 19/145; H01H 71/08;
H01H 71/04; H01H 83/226; H01H 9/283;
H01H 2071/0278; H01H 71/0271; H01H
71/1045; H01H 71/1054; H01H 71/12;
H01H 71/123; H01H 71/16; H01H 83/04;
H01H 9/0264; H01H 9/342; H01R 4/36;
H01R 13/447; H01R 13/641; H01R 9/18;
H01R 13/514; H01R 13/639; H01R 33/765;
H01R 33/7664; H01R 43/20; H02B 11/133;
Y02B 70/3241; Y02B 90/224; Y02E 10/725;
Y04S 20/14; Y04S 20/227

See application file for complete search history.

(56) **References Cited**

U.S. PATENT DOCUMENTS

4,728,757 A 3/1988 Buxton et al.
D303,655 S 9/1989 Gonzales et al.
D310,822 S 9/1990 Danek
D315,333 S 3/1991 Barbier et al.
D318,460 S 7/1991 Heath et al.
D318,461 S 7/1991 Hasegawa et al.
D319,627 S 9/1991 Smith et al.

(Continued)

FOREIGN PATENT DOCUMENTS

WO WO-DM/055273 4/2001

OTHER PUBLICATIONS

ABB SACE L.V., SACE Emax. A system that's open to any solution, 604060/011 en, Jul. 1999.

(Continued)

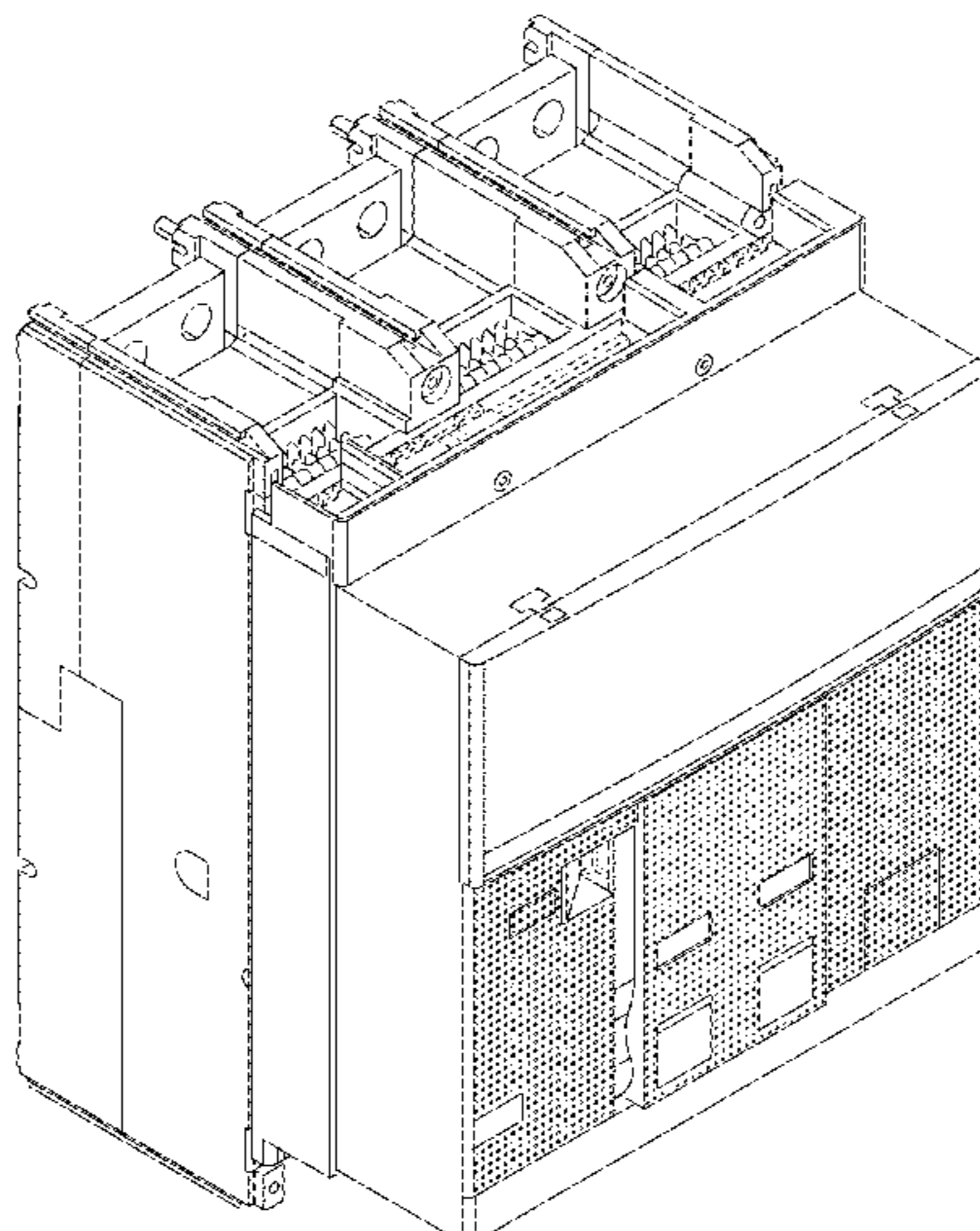
Primary Examiner — Thomas Johannes
Assistant Examiner — Shawn T Gingrich
(74) *Attorney, Agent, or Firm* — Novak Druce Connolly
Bove + Quigg LLP

(57) **CLAIM**
The ornamental design for circuit breaker, as shown and described.

DESCRIPTION

FIG. 1 is a isometric view of a circuit breaker showing the new design;
FIG. 2 is a front view thereof;
FIG. 3 is a rear view thereof;
FIG. 4 is a left view thereof;
FIG. 5 is a right view thereof;
FIG. 6 is a top view thereof; and,
FIG. 7 is a bottom view thereof.
The broken line portion of the figure drawings is included to show unclaimed subject matter only and forms no part of the claimed design.

1 Claim, 7 Drawing Sheets



(56)

References Cited

U.S. PATENT DOCUMENTS

D325,727 S 4/1992 Murata et al.
 D334,174 S 3/1993 Hosogai et al.
 5,296,664 A 3/1994 Crookston et al.
 D347,623 S 6/1994 Suzuki et al.
 5,362,933 A 11/1994 Kutsche et al.
 D359,948 S 7/1995 Merlin
 5,587,570 A 12/1996 Kelaita, Jr. et al.
 5,610,375 A 3/1997 Sinthomez
 D378,914 S * 4/1997 Smith et al. D13/160
 5,717,178 A 2/1998 Turner et al.
 D402,267 S 12/1998 M'Sadoques
 5,902,973 A 5/1999 Ramey et al.
 5,906,271 A 5/1999 Castonguay et al.
 6,008,459 A 12/1999 Faber et al.
 D425,870 S 5/2000 Torrez
 6,078,017 A 6/2000 Blessitt et al.
 6,177,641 B1 1/2001 Morel et al.
 6,184,483 B1 * 2/2001 Coudert et al. 200/50.21
 D442,146 S 5/2001 Greenberg et al.
 6,361,848 B1 3/2002 Katsube et al.
 6,388,867 B1 5/2002 Rakus et al.
 6,445,559 B1 9/2002 Phillips et al.
 6,489,577 B2 12/2002 Kurata
 6,512,433 B1 1/2003 Bouchard et al.
 D498,464 S 11/2004 Kim
 D499,700 S 12/2004 Raabe et al.
 D499,701 S 12/2004 Kim
 D506,185 S 6/2005 Kim
 D511,502 S 11/2005 Kim
 7,064,283 B2 6/2006 Deylitz et al.
 7,141,747 B2 11/2006 Dahl et al.
 D535,626 S 1/2007 Azzola et al.
 D547,729 S 7/2007 Azzola et al.
 D547,730 S 7/2007 Azzola et al.
 D551,629 S 9/2007 Azzola et al.
 D562,777 S * 2/2008 Azzola et al. D13/160
 D576,111 S 9/2008 Azzola et al.

D585,839 S 2/2009 Azzola et al.
 D587,658 S 3/2009 Azzola et al.
 D593,040 S * 5/2009 Frassinetti et al. D13/160
 D593,506 S 6/2009 Azzola et al.
 D599,301 S * 9/2009 Azzola et al. D13/160
 D600,214 S 9/2009 Detemple et al.
 D606,026 S 12/2009 Azzola et al.
 D610,552 S 2/2010 Azzola et al.
 D611,002 S 3/2010 Azzola et al.
 D616,832 S 6/2010 Corteel
 D633,446 S 3/2011 Besana et al.
 D639,252 S * 6/2011 Azzola et al. D13/160
 D641,710 S 7/2011 Azzola et al.
 D641,711 S 7/2011 Azzola et al.
 D659,105 S * 5/2012 Azzola et al. D13/160
 D660,805 S 5/2012 Azzola et al.
 D682,794 S * 5/2013 Biller et al. D13/162
 D687,387 S * 8/2013 Besana et al. D13/160
 D704,149 S * 5/2014 Azzola et al. D13/160
 2001/0022713 A1 9/2001 Gimenez et al.
 2001/0025773 A1 10/2001 Rane et al.
 2004/0045796 A1 3/2004 Azzola et al.
 2005/0109597 A1 5/2005 Etscheidt et al.
 2005/0167256 A1 8/2005 Ford et al.
 2006/0118397 A1 6/2006 Dahl et al.
 2009/0014292 A1 * 1/2009 Lyu 200/50.26
 2012/0325628 A1 * 12/2012 Besana et al. 200/43.14
 2013/0001953 A1 * 1/2013 Brignoli et al. 290/55

OTHER PUBLICATIONS

Terasaki Electric, Revolution in circuit breaker technology, 35 pp. date unknown.
 ABB SACE L.V., Low voltage power circuit-breakers SACE Emax, Technical catalog, 604020/011 en., May 1999, 118 pp.
 Co-pending U.S. Appl. No. 29/394,398, filed Jun. 16, 2011.
 Co-pending U.S. Appl. No. 29/416,701, filed Mar. 26, 2012.
 Co-pending U.S. Appl. No. 29/459,135, filed Jun. 26, 2013.

* cited by examiner

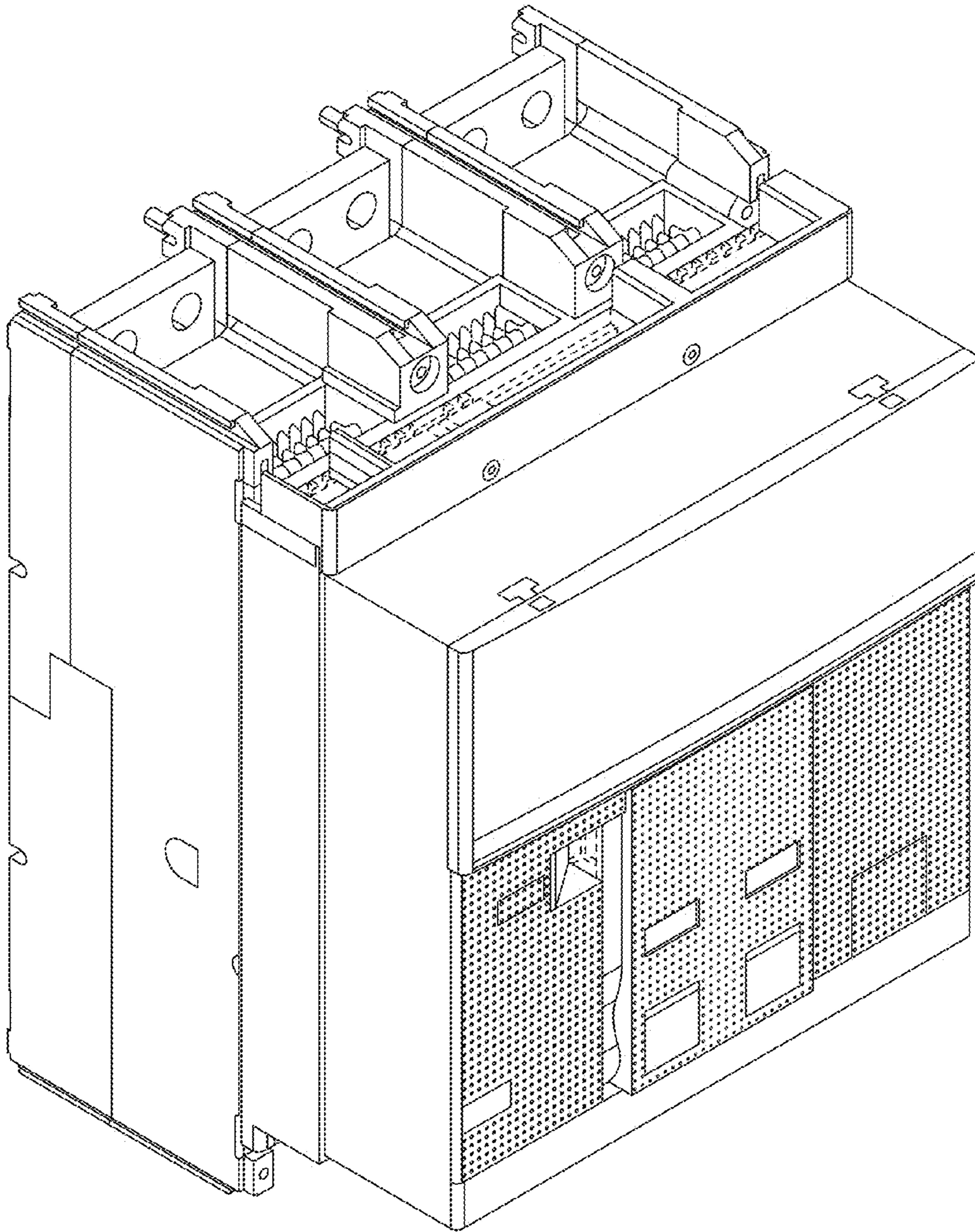


FIG. 1

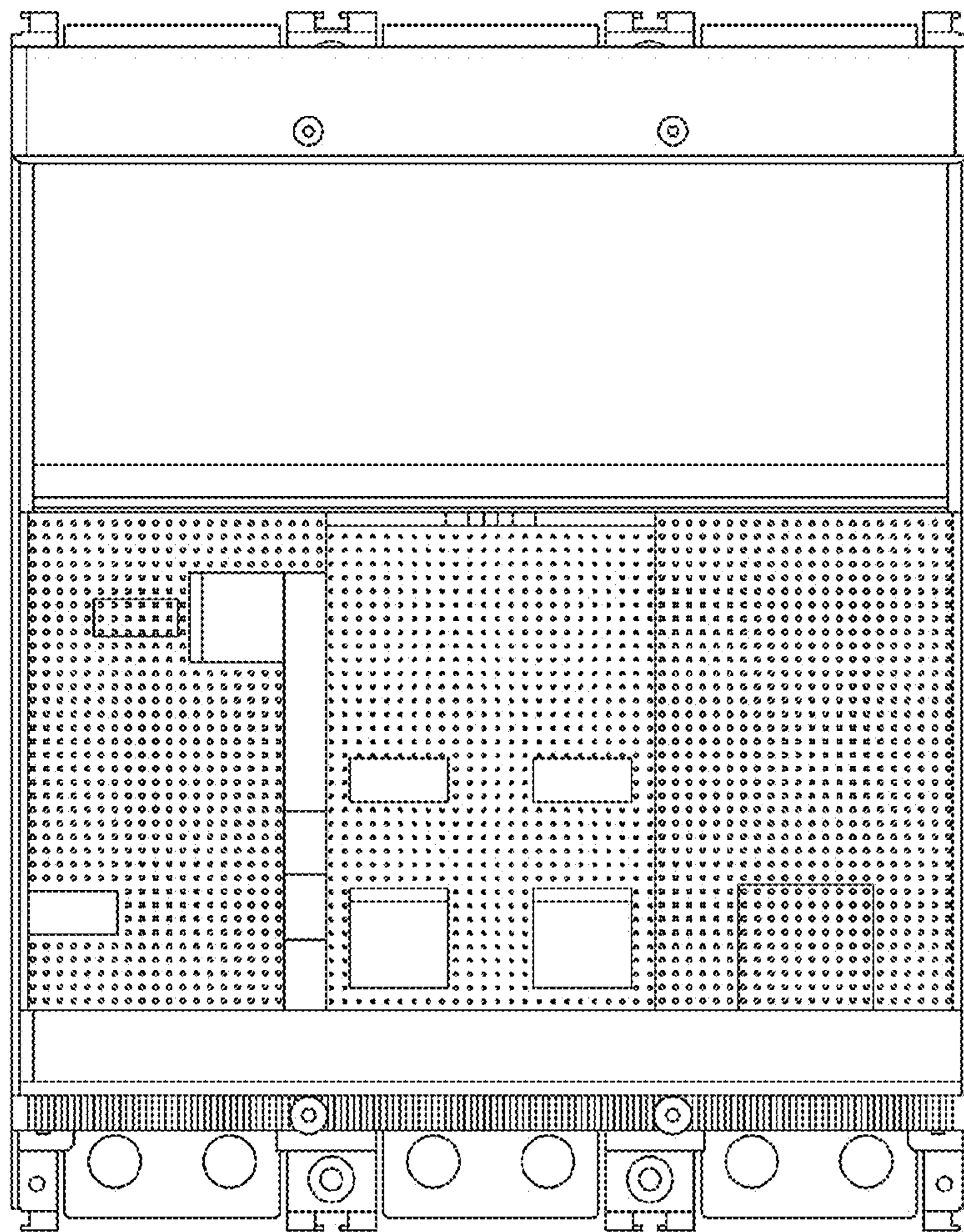


FIG. 2

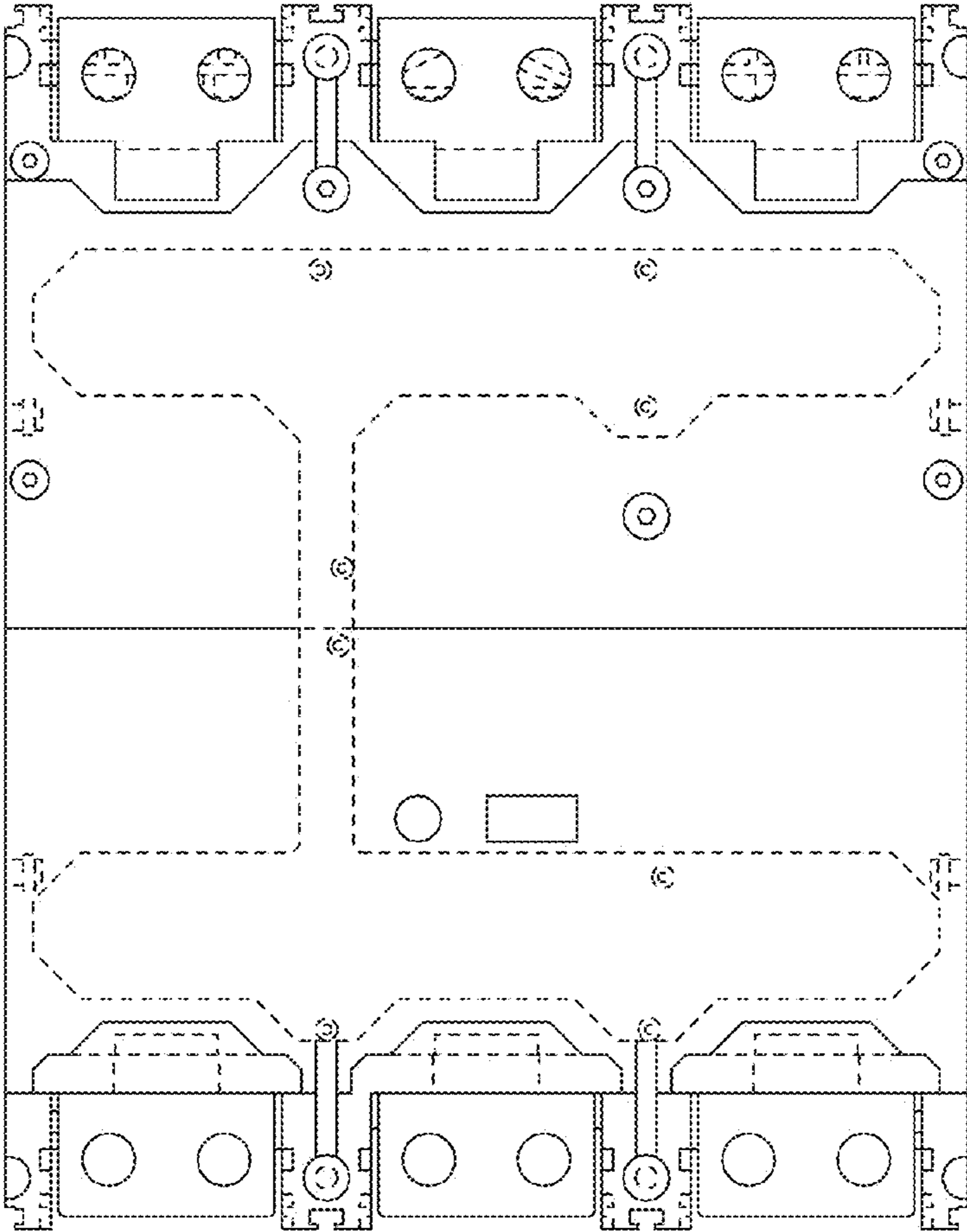


FIG. 3

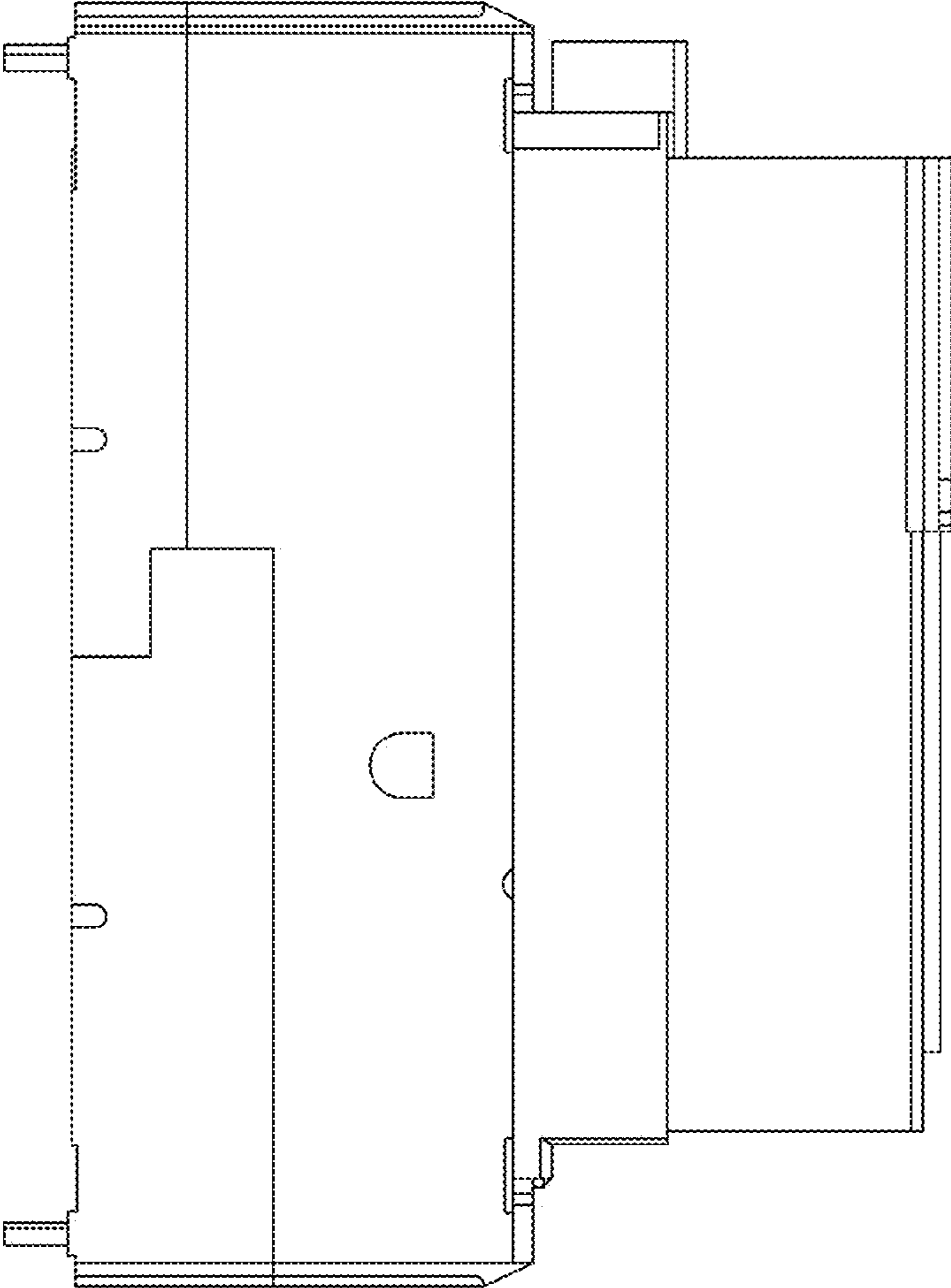


FIG. 4

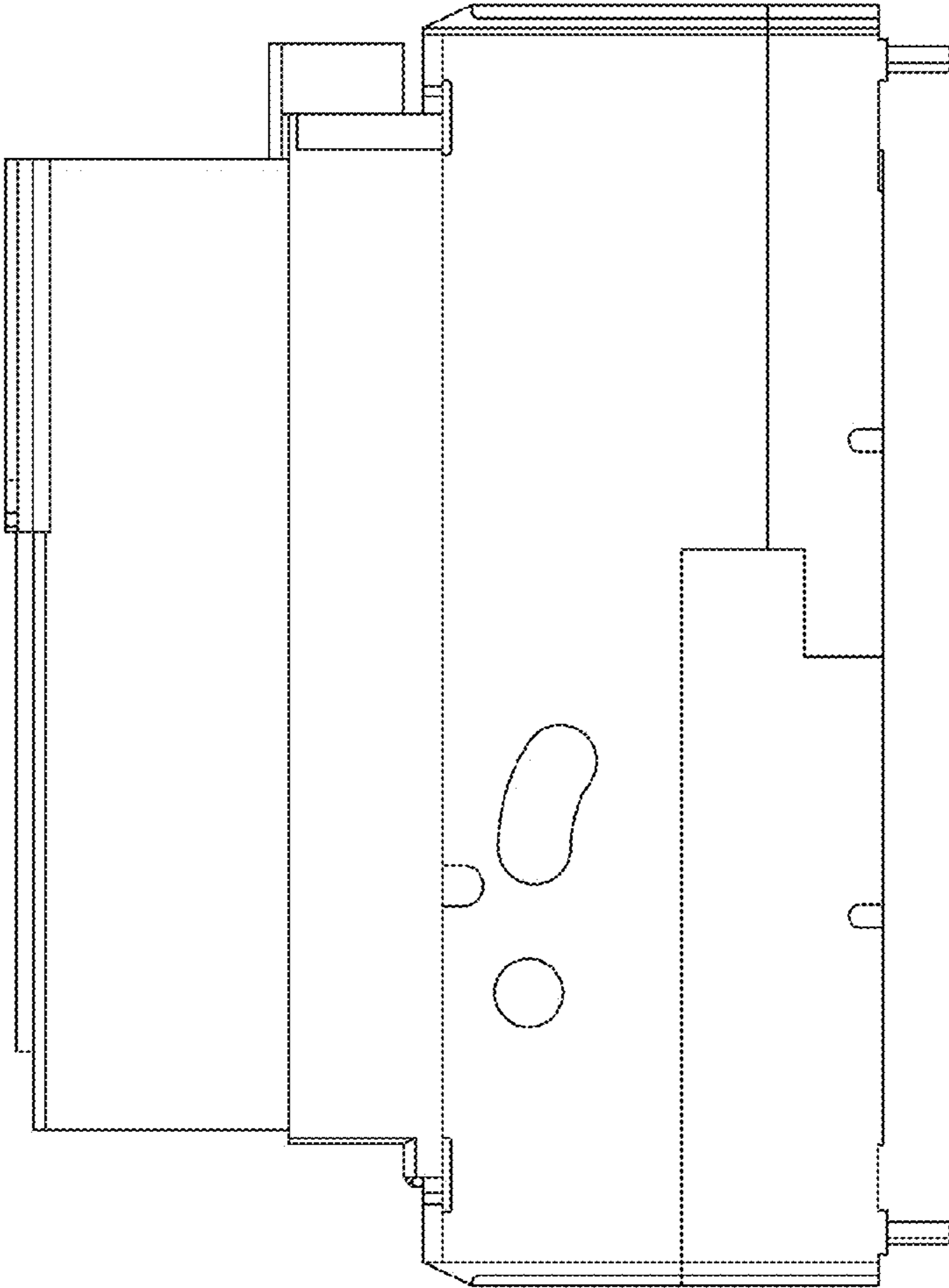


FIG. 5

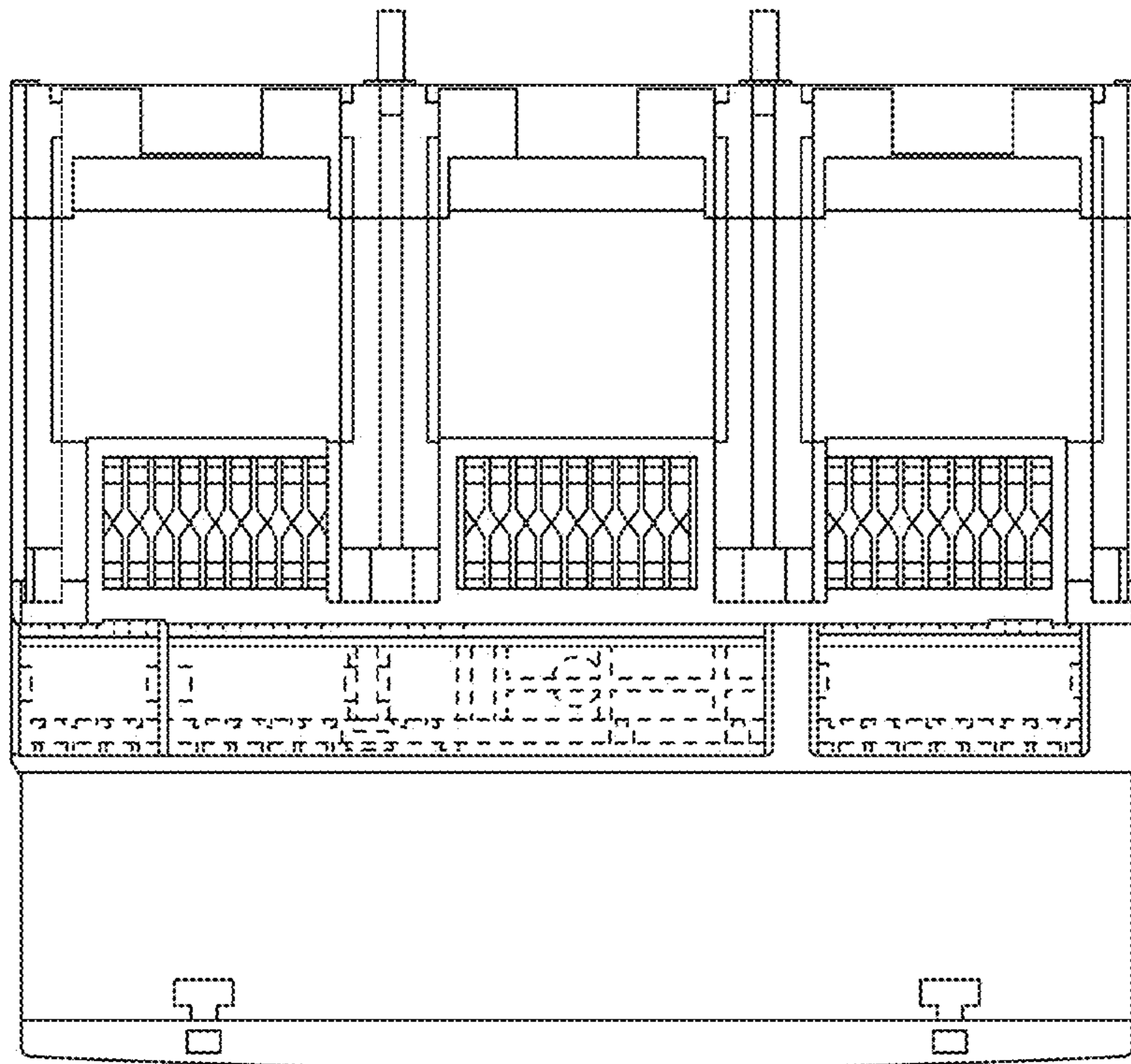


FIG. 6




FIG. 7