



US00D752511S

(12) **United States Design Patent**
Kanamori et al.

(10) **Patent No.:** **US D752,511 S**
(45) **Date of Patent:** **** Mar. 29, 2016**

(54) **BATTERY CASE**

(71) Applicants: **SOODE NAGANO CO., LTD.**,
Okaya-shi (JP); **NIPPON LIGHT METAL COMPANY, LTD.**,
Shinagawa-ku (JP); **NIKKEIKIN ALUMINIUM CORE TECHNOLOGY COMPANY, LTD.**,
Shinagawa-ku (JP)

(72) Inventors: **Keiji Kanamori**, Shinagawa-ku (JP);
Shinichi Nomura, Shinagawa-ku (JP);
Yoshihiko Moriyama, Shinagawa-ku (JP);
Takayuki Sode, Okaya (JP);
Yukinori Sugiyama, Okaya (JP)

(73) Assignees: **SOODE NAGANO CO., LTD.**,
Okaya-Shi, Nagano (JP); **NIPPON LIGHT METAL COMPANY, LTD.**,
Shinagawa-Ku, Tokyo (JP);
NIKKEIKIN ALUMINUM CORE TECHNOLOGY COMPANY LTD.,
Shinagawa-Ku, Tokyo (JP)

(**) Term: **14 Years**

(21) Appl. No.: **29/503,717**

(22) Filed: **Sep. 29, 2014**

(51) **LOC (10) Cl.** **13-02**

(52) **U.S. Cl.**
USPC **D13/103**

(58) **Field of Classification Search**
USPC D13/102, 103, 104, 105, 106, 107,
D13/138.2, 139.1, 147, 110, 111, 112, 113,
D13/114, 115, 116, 117, 118, 119, 120, 121,
D13/137.1, 137.2, 133, 145, 146, 139.4,
D13/184; 439/106, 131, 105, 107, 170, 171,
439/172, 173; 429/96, 97, 98, 99, 100, 163,
429/176
CPC H01R 13/652; H01R 35/04; H01R 31/02;
H01R 29/00
See application file for complete search history.

(56) **References Cited**

U.S. PATENT DOCUMENTS

D420,974 S * 2/2000 Minagawa D13/108
D457,135 S * 5/2002 Fong et al. D13/110

(Continued)

FOREIGN PATENT DOCUMENTS

EP 955111 A1 * 11/1999
EP 2629350 A1 * 8/2013
JP D1121449 * 9/2000

OTHER PUBLICATIONS

“Power-Sonic Nickel Cadmium and Nickel-Metal Hydride Construction” Accessed: Dec. 8, 2015. Progeny International. <http://www.progenyintl.com/powersonic.php>.*

(Continued)

Primary Examiner — Manpreet Matharu

Assistant Examiner — Suzanne Tisdell

(74) *Attorney, Agent, or Firm* — Buchanan Ingersoll & Rooney PC

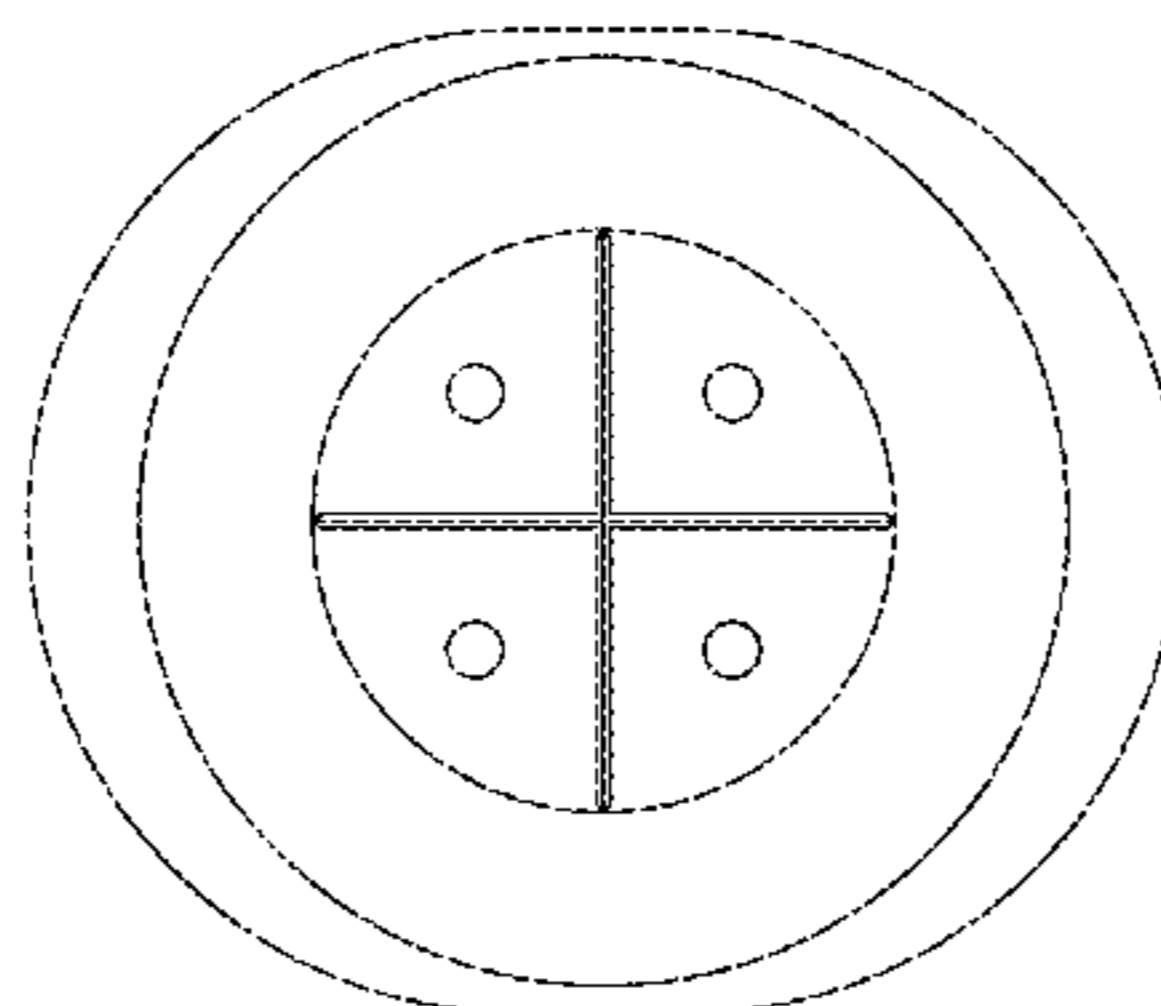
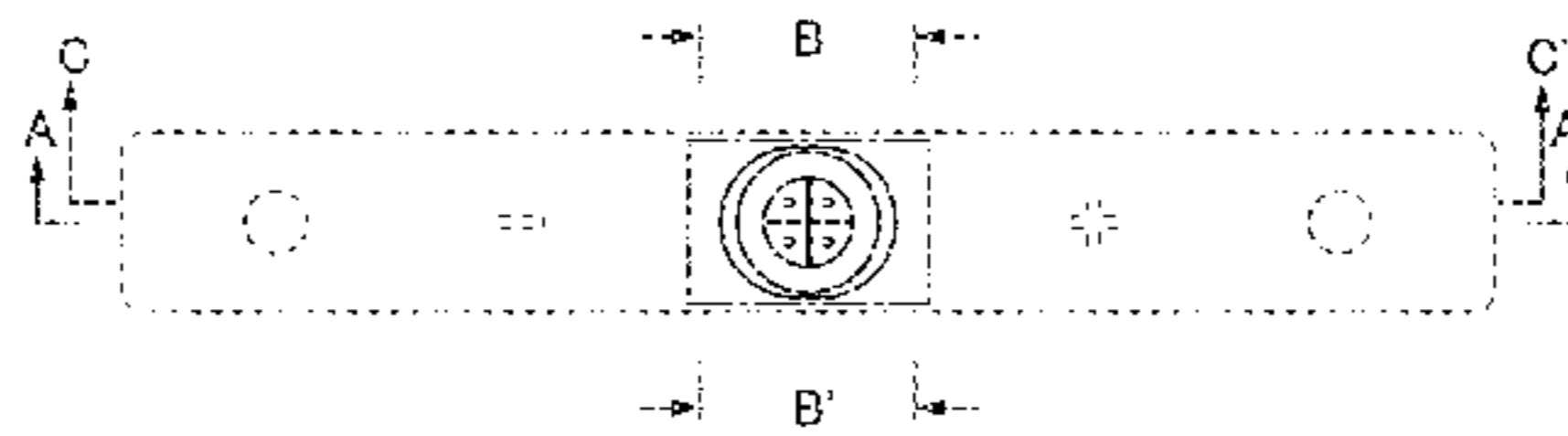
(57) **CLAIM**

The ornamental design for a battery case, as shown and described.

DESCRIPTION

FIG. 1 is a top plan view of a battery case showing our new design.
FIG. 2 is a front elevational view thereof, the rear elevational view being substantially similar.
FIG. 3 is a right side elevational view thereof, the left side view being substantially similar.
FIG. 4 is a bottom plan view thereof.
FIG. 5 is an enlarged view of Part B-B' of FIG. 1.
FIG. 6 is a sectional view along line A-A' of FIG. 1.
FIG. 7 is an enlarged sectional view of Part B-B' along line A-A' of FIG. 1; and,
FIG. 8 is an enlarged sectional view of Part B-B' along line C-C' of FIG. 1.
The use of dash-dot-dash broken lines represents the bounds of the claim while evenly spaced broken lines in the drawings illustrate environmental structure that forms no part of the claimed design.

1 Claim, 8 Drawing Sheets



(56)

References Cited

U.S. PATENT DOCUMENTS

D519,457 S * 4/2006 Pinson D13/137.2
 D576,562 S * 9/2008 Kaluza D13/162
 D602,428 S * 10/2009 Masuda et al. D13/103
 D611,931 S * 3/2010 Lee D14/217
 D619,093 S * 7/2010 Eilertsen et al. D13/120
 D640,986 S * 7/2011 Gong et al. D13/154
 D647,853 S * 11/2011 Kan D13/139.4
 D658,131 S * 4/2012 Chen et al. D13/156
 D663,445 S * 7/2012 Sakamoto et al. D26/2
 D670,651 S * 11/2012 Mori et al. D13/133
 D672,716 S * 12/2012 Nagata D13/133
 D673,156 S * 12/2012 Detemple D14/434
 D674,391 S * 1/2013 Chatterjee et al. D14/434
 D680,063 S * 4/2013 Sasada D13/103
 D686,983 S * 7/2013 Schygge D13/107
 D692,411 S * 10/2013 Joseph D14/215
 D693,765 S * 11/2013 Workman et al. D13/110
 D693,814 S * 11/2013 Park D14/434
 D697,053 S * 1/2014 Brickstad D14/215
 D704,138 S * 5/2014 Popper et al. D13/133
 D705,719 S * 5/2014 Wong D13/103

D709,856 S * 7/2014 Holzer D14/171
 D710,823 S * 8/2014 Woo et al. D14/214
 D711,823 S * 8/2014 Akana et al. D13/110
 D714,759 S * 10/2014 Kim et al. D14/215
 D716,765 S * 11/2014 Kim et al. D14/215
 D719,525 S * 12/2014 DeCosta D13/155
 D724,564 S * 3/2015 Davies D14/215
 D733,054 S * 6/2015 Ward et al. D13/137.3
 D737,768 S * 9/2015 Kanamori et al. D13/119
 D738,306 S * 9/2015 Kanamori et al. D13/119
 2013/0196188 A1 * 8/2013 Sode et al. 429/56

OTHER PUBLICATIONS

Krivik, Petr and Petr Baca. "Energy Storage—Technologies and Applications" Published: Jan. 23, 2013. Intech. http://www.intechopen.com/books/energy-storage-technologies-and-applications/electrochemical_energy_storage.
 "Battery, Capacitor, and End Seals." Accessed: Dec. 8, 2015. Indiamart. <http://www.indiamart.com/ametech-instrument-pvtltd/industrial-supplies.html>.
 HST Lithium Hermetic Battery Seals Accessed: Dec. 8, 2015. HST. <http://www.batteryseal.com/LithiumBatterySeals.htm>.

* cited by examiner

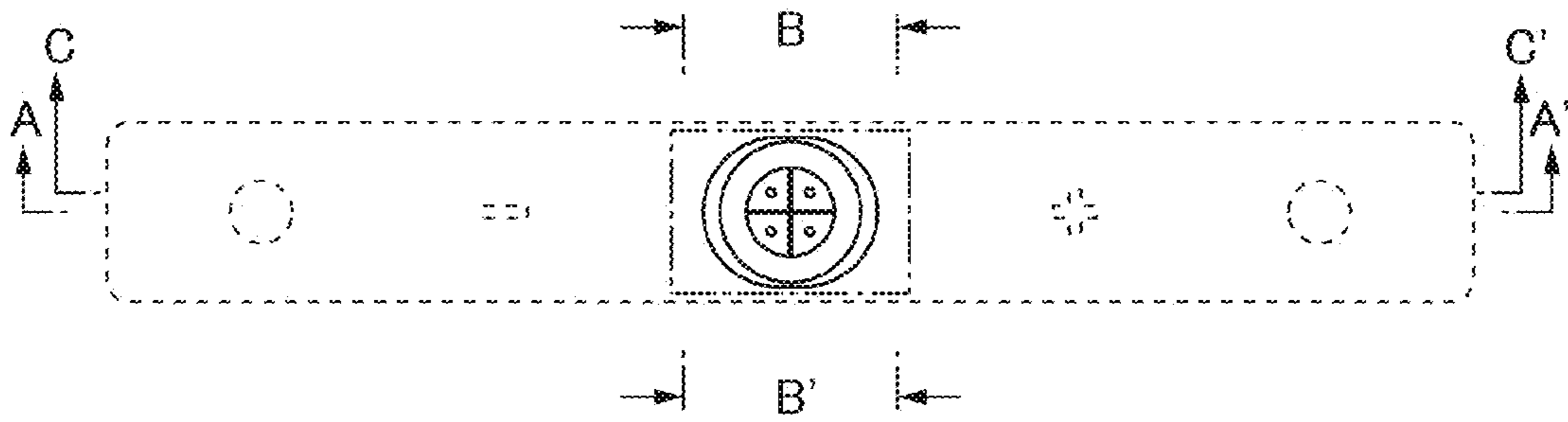


Fig.1



Fig.2




Fig.3



Fig.4

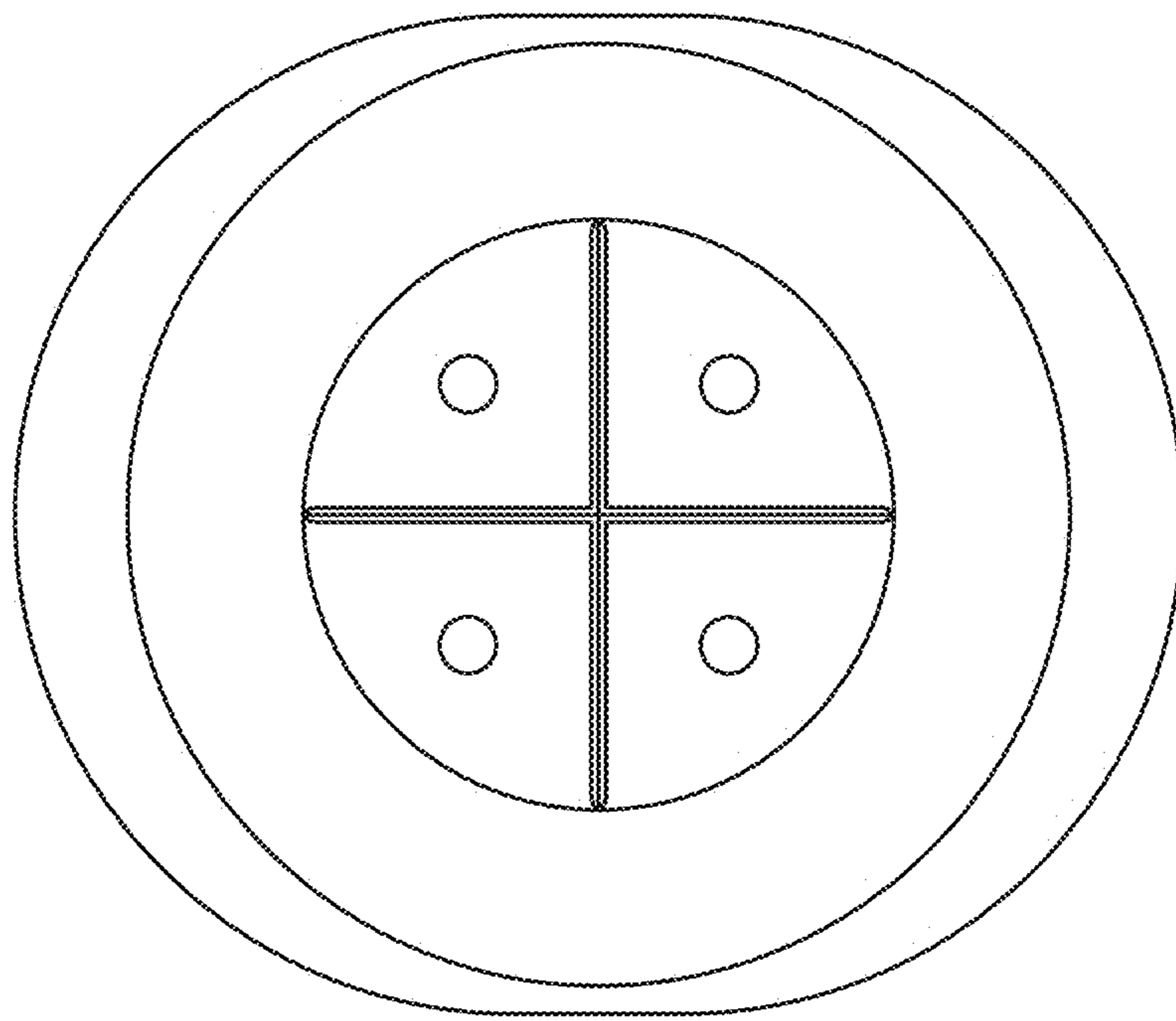


Fig.5




Fig.6

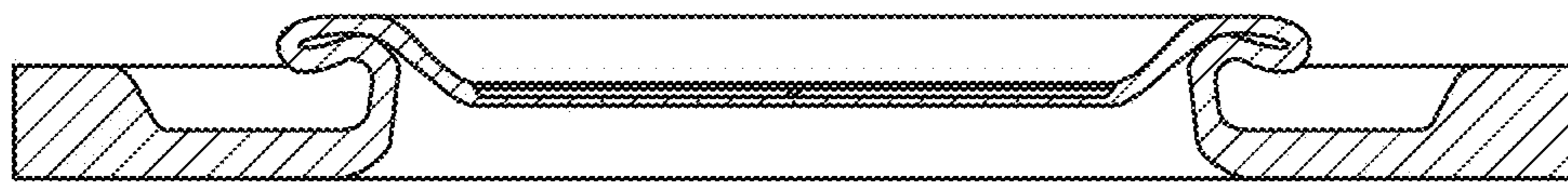


Fig.7

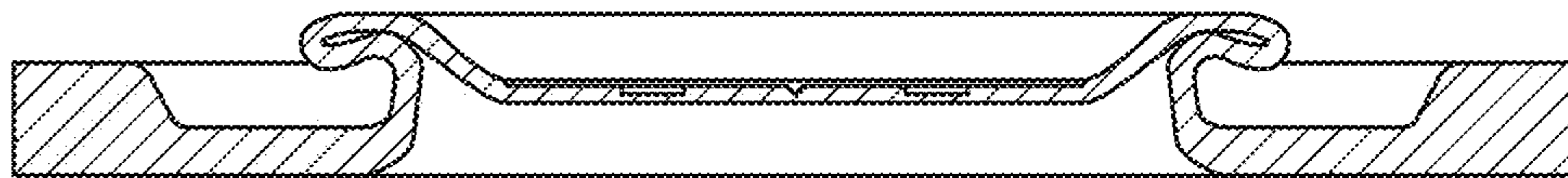


Fig.8