



US00D752503S

(12) **United States Design Patent**
Sethapun et al.

(10) **Patent No.:** **US D752,503 S**
(45) **Date of Patent:** **** Mar. 29, 2016**

(54) **DOOR HANDLE FOR AN AIRCRAFT**

(71) Applicant: **Gulfstream Aerospace Corporation,**
Savannah, GA (US)

(72) Inventors: **Kevin Sethapun,** Savannah, GA (US);
Andrew Fulford, Northville, MI (US);
Aram Kasparian, Savannah, GA (US)

(73) Assignee: **Gulfstream Aerospace Corporation,**
Savannah, GA (US)

(**) Term: **14 Years**

(21) Appl. No.: **29/506,127**

(22) Filed: **Oct. 13, 2014**

(51) **LOC (10) Cl.** **12-07**

(52) **U.S. Cl.**
USPC **D12/345**

(58) **Field of Classification Search**
USPC D6/336, 384, 653, 654, 665, 657, 663,
D6/672, 573; D7/602, 603, 614; D12/319,
D12/323, 325, 336, 345, 192, 423, 415, 416,
D12/179, 180, 182, 326, 327, 328, 329, 330,
D12/331, 344, 99, 125, 404, 414, 190, 214,
D12/223; D21/436, 447, 448, 449, 453,
D21/437, 442, 446, 450; D8/300, 302, 306,
D8/310, 313, 321, 323, 354
CPC B64C 13/04; B64D 11/0007; B64D
11/0015; B64D 11/003; B64D 11/04; B64D
2011/0046; B64D 11/0629; B64B 1/10;
B64F 5/0009; B60T 8/1703
See application file for complete search history.

(56) **References Cited**

U.S. PATENT DOCUMENTS

4,206,832 A * 6/1980 Yocum H04R 1/2834
181/166
D303,784 S * 10/1989 Micallef D12/345

D305,022 S * 12/1989 Hallgren D13/171
4,888,540 A * 12/1989 Terpstra G01C 9/06
318/649
6,504,938 B1 * 1/2003 Anderson H04R 1/2849
181/145
D493,412 S * 7/2004 Hutchinson D12/345
D545,664 S * 7/2007 Fields D8/310
D654,880 S * 2/2012 Lam D13/174
8,539,652 B2 * 9/2013 Richardson F16B 21/073
24/603
D719,007 S * 12/2014 Bouthillier D8/300
D722,259 S * 2/2015 Conner D8/300
D728,446 S * 5/2015 Zuber D12/345
2012/0240472 A1 * 9/2012 Bouthillier E05B 1/0015
49/460

* cited by examiner

Primary Examiner — Robert M Spear

Assistant Examiner — Marissa J Cash

(74) *Attorney, Agent, or Firm* — Ingrassia, Fisher & Lorenz
PC

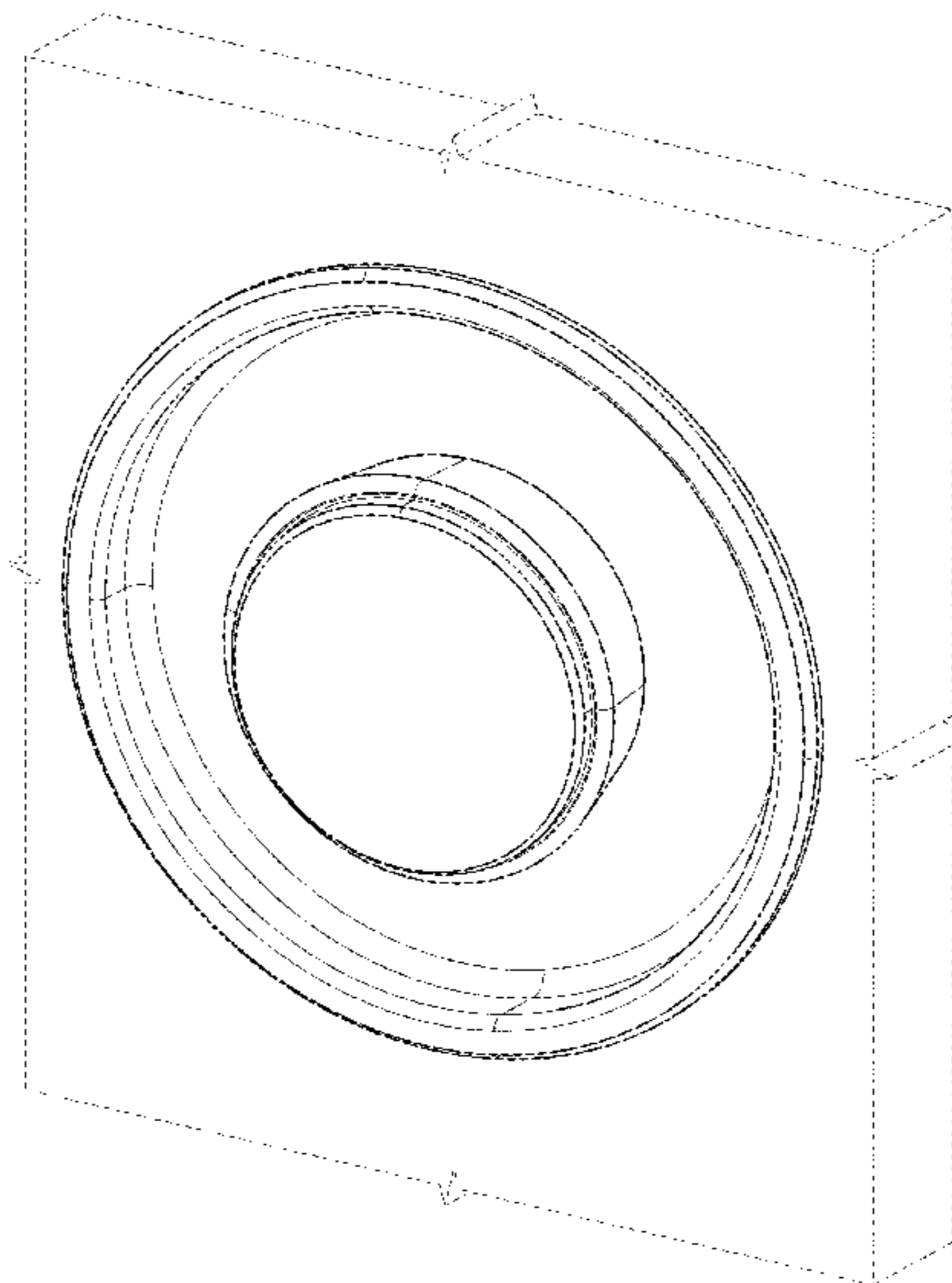
(57) **CLAIM**

The ornamental design for a door handle for an aircraft, as shown and described.

DESCRIPTION

FIG. 1 is a front perspective view of a door handle for an aircraft;
FIG. 2 is a front view thereof, the back view forming no part of the claimed design;
FIG. 3 is a first side view thereof, the top, bottom, and second side views being identical to the first side view;
FIG. 4 is a cross section view thereof taken in the direction of line 4-4 of FIG. 2; and,
FIG. 5 is a cross section view thereof taken in the direction of line 4-4 of FIG. 2 with the door handle in a second position. The broken lines illustrate structures and environment that form no part of the claimed design.

1 Claim, 4 Drawing Sheets



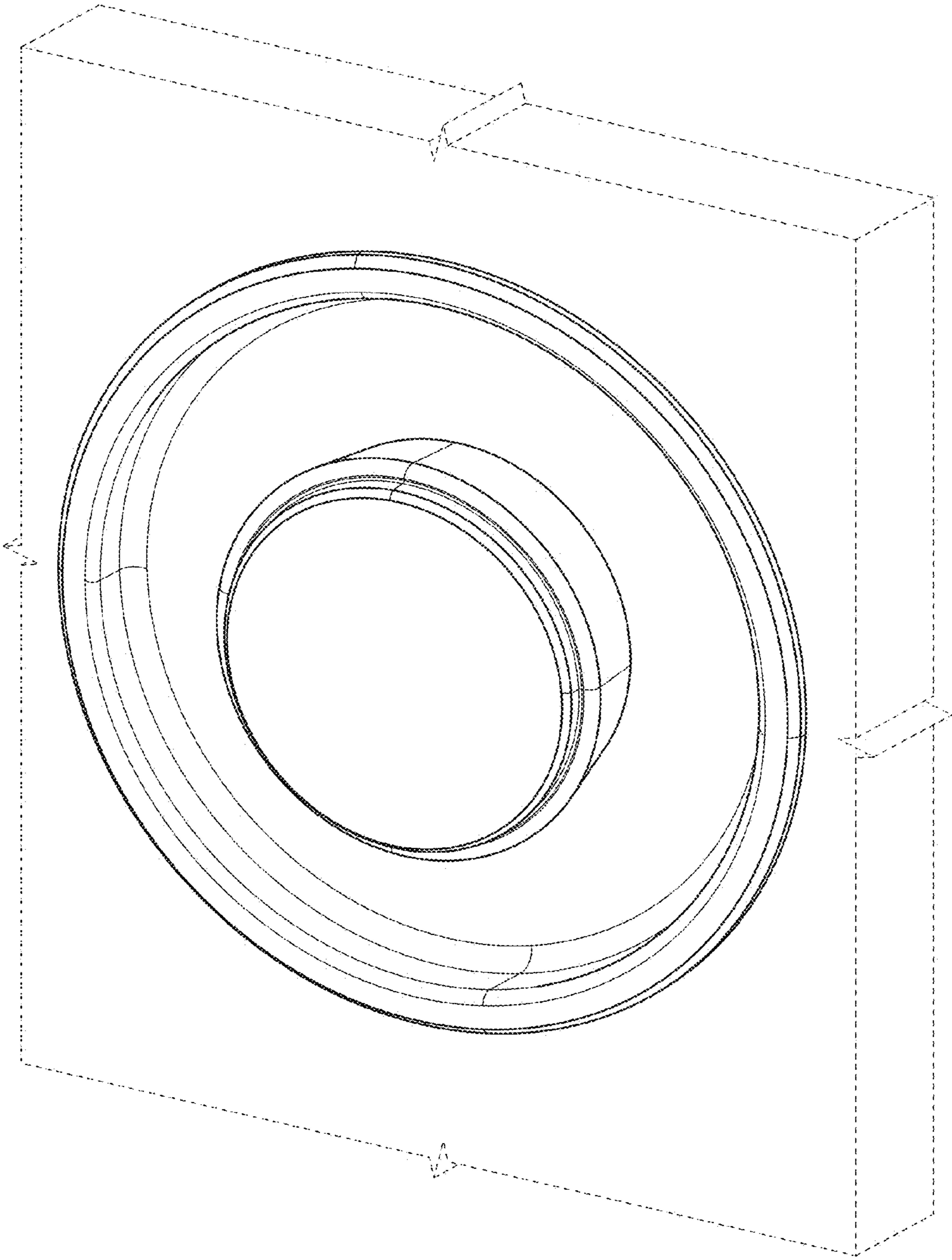


FIG. 1

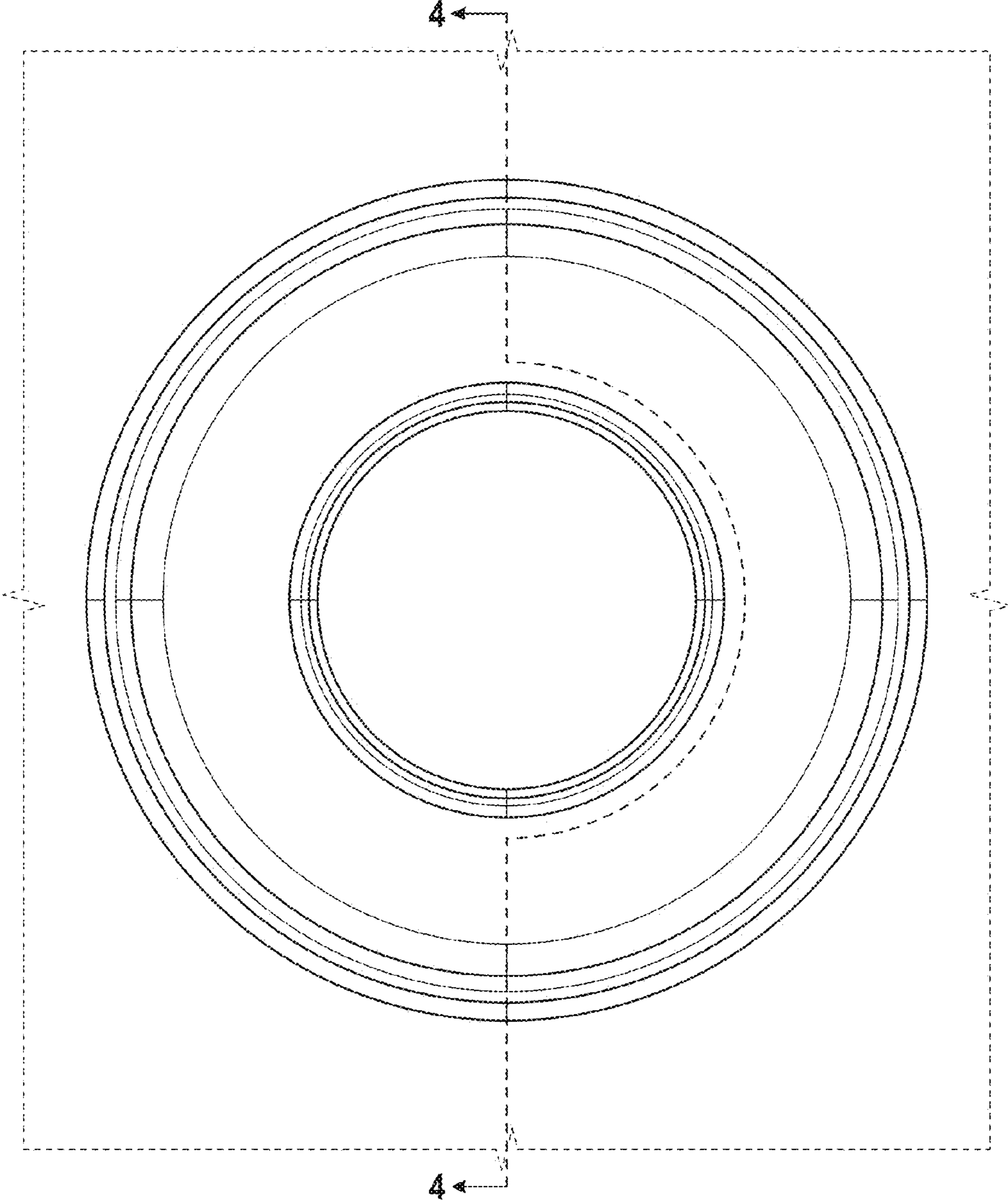


FIG. 2

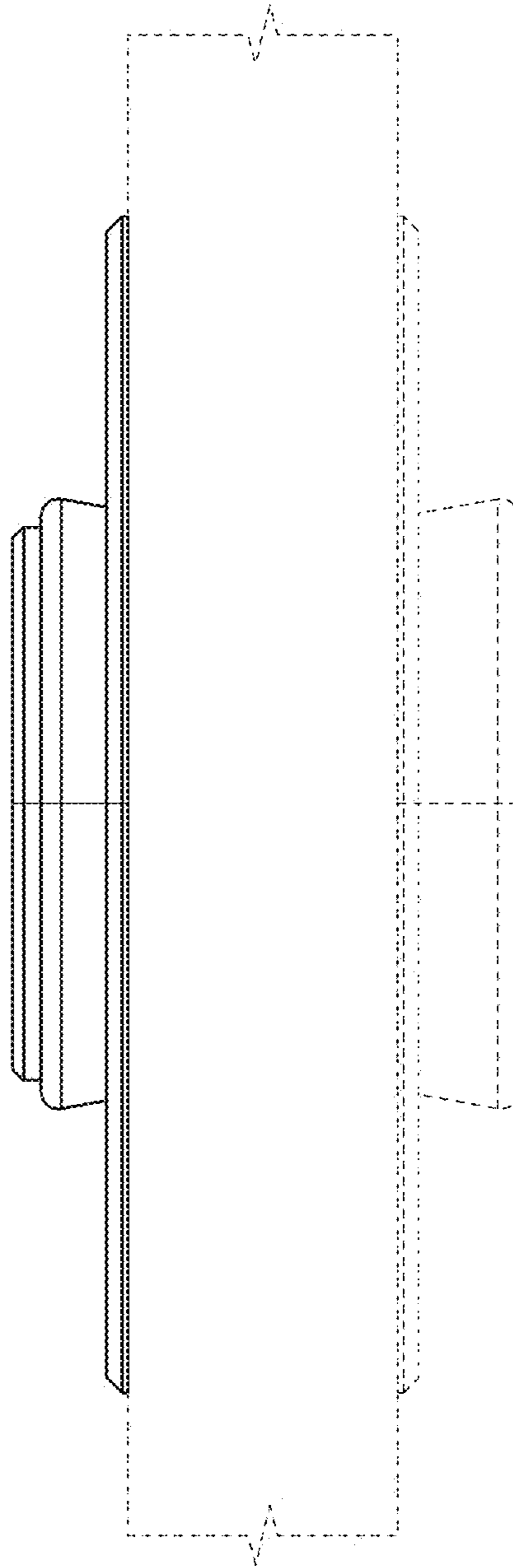


FIG. 3




FIG. 4




FIG. 5