



US00D752498S

(12) **United States Design Patent**
Zhao

(10) **Patent No.:** **US D752,498 S**
(45) **Date of Patent:** **** *Mar. 29, 2016**

- (54) **AUTOMOBILE WHEEL**
- (71) Applicant: **John Zhao**, Monterey Park, CA (US)
- (72) Inventor: **John Zhao**, Monterey Park, CA (US)
- (73) Assignee: **WAH HUNG GROUP INC.**, Monterey Park, CA (US)
- (*) Notice: This patent is subject to a terminal disclaimer.
- (**) Term: **14 Years**
- (21) Appl. No.: **29/506,507**
- (22) Filed: **Oct. 16, 2014**
- (51) **LOC (10) Cl.** **12-16**
- (52) **U.S. Cl.**
USPC **D12/211**
- (58) **Field of Classification Search**
USPC D12/204–213
CPC B60B 7/00; B60B 7/02; B60B 7/04;
B60B 7/01; B60B 7/06; B60B 3/02; B60B
3/04; B60B 3/06; B60B 3/10; B60B 1/00;
B60B 1/08; B60B 1/10; B60B 1/12
See application file for complete search history.

(56) **References Cited**

U.S. PATENT DOCUMENTS

D438,504 S *	3/2001	Muzzarelli	D12/211
D446,493 S *	8/2001	Sulahian et al.	D12/211
D498,725 S *	11/2004	Suciu	D12/211
D500,006 S *	12/2004	Cahyono	D12/211

D512,361 S *	12/2005	Cornell	D12/211
D518,766 S *	4/2006	Burns	D12/211
D542,210 S *	5/2007	Plumer	D12/211
D549,634 S *	8/2007	Foose	D12/211
D578,459 S *	10/2008	Hetrick	D12/211
D579,398 S *	10/2008	Kim	D12/211
D585,808 S *	2/2009	Hetrick	D12/211
D617,721 S *	6/2010	Zhao	D12/211
D652,364 S *	1/2012	Zhao	D12/211
D653,189 S *	1/2012	Zhao	D12/211
D653,599 S *	2/2012	Zhao	D12/211
D656,450 S *	3/2012	Zhao	D12/211
D680,048 S *	4/2013	Zhao	D12/211
D683,686 S *	6/2013	Alfonso	D12/211
D683,688 S *	6/2013	Alfonso	D12/211
D684,518 S *	6/2013	Zhao	D12/211
D716,213 S *	10/2014	Zhang	D12/211

* cited by examiner

Primary Examiner — Stacia Cadmus

(74) *Attorney, Agent, or Firm* — Adli Law Group P.C.

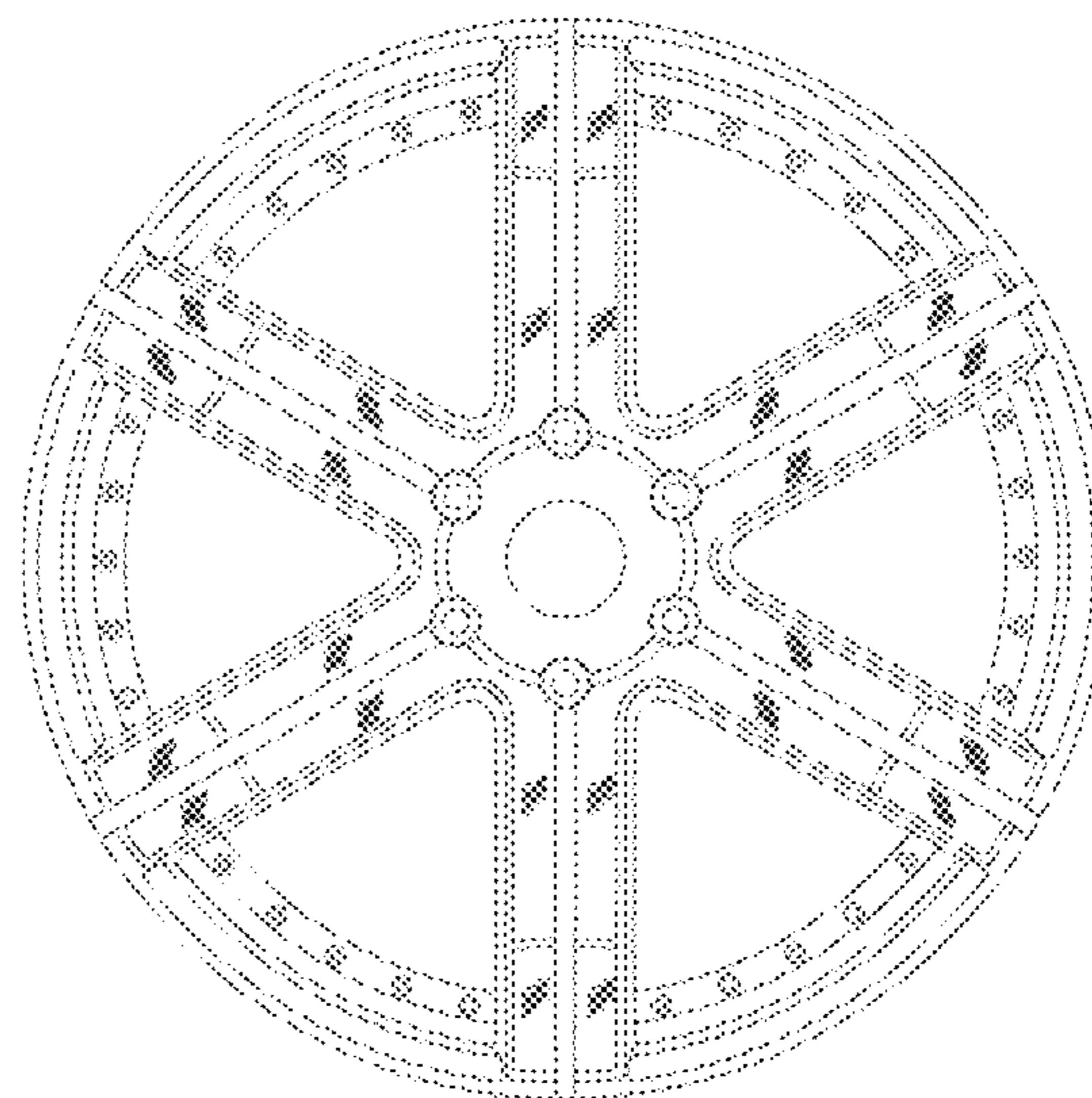
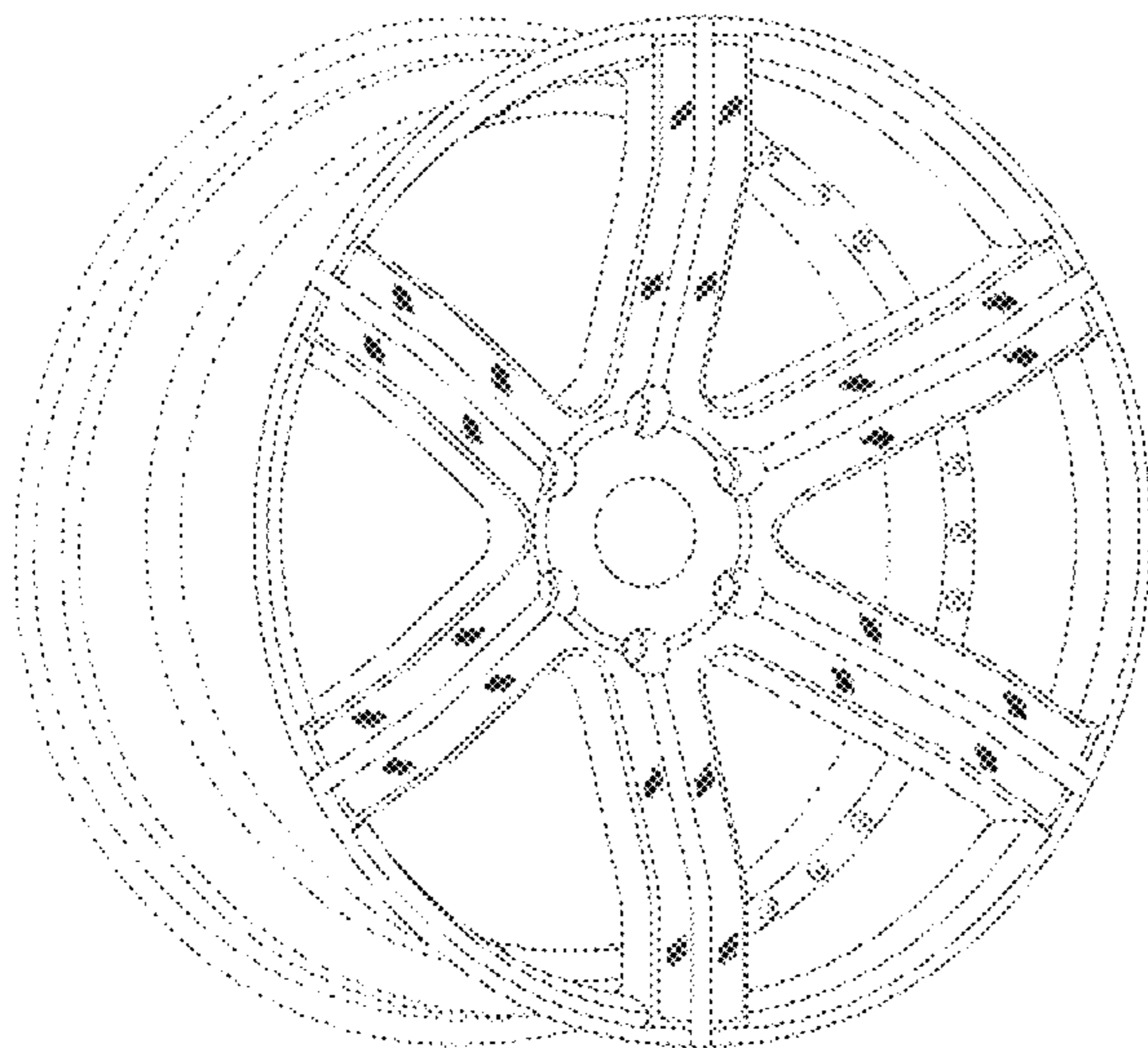
(57) **CLAIM**

I claim the ornamental design for an automobile wheel, as shown and described.

DESCRIPTION

FIG. 1 is a perspective view of an automobile wheel according to the claimed design; and,
 FIG. 2 is a front elevational view of an automobile wheel according to the claimed design.
 The ornamental design which is claimed is shown in solid lines in the drawings. The broken lines in the drawings are for illustrative purposes only and form no part of the claimed design.

1 Claim, 2 Drawing Sheets



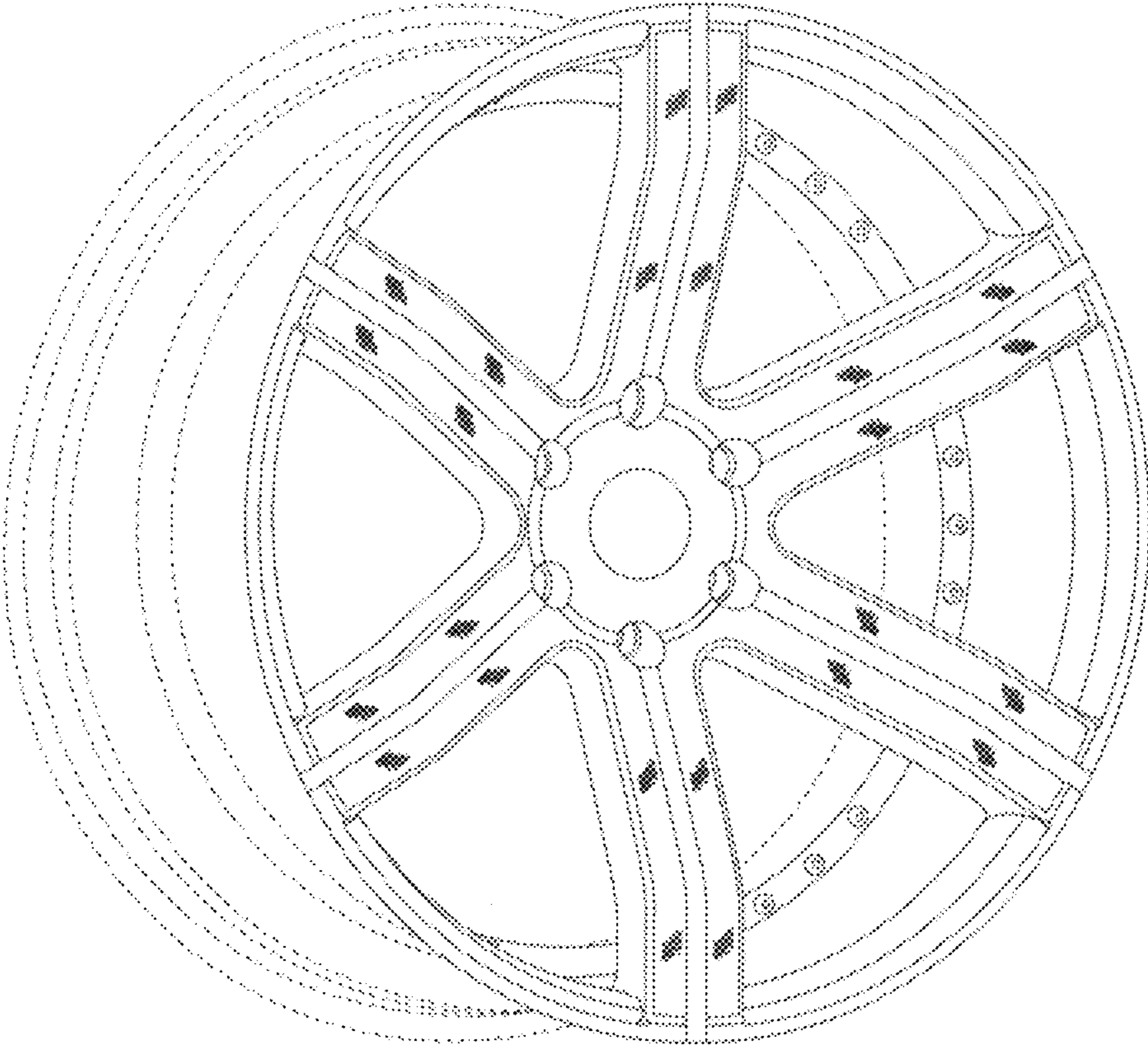


FIG. 1

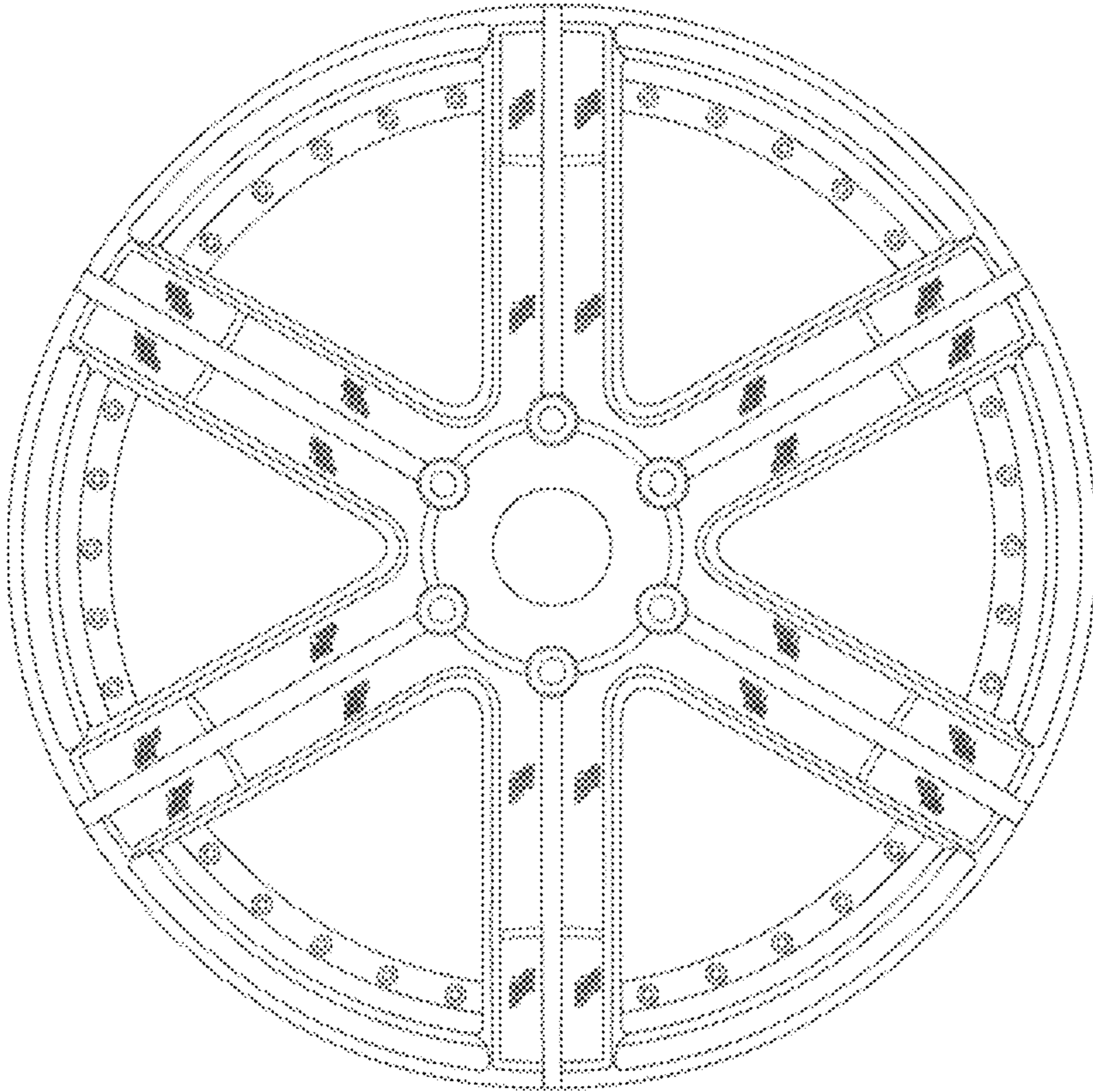


FIG. 2