



US00D752495S

(12) **United States Design Patent**  
**Garbas**

(10) **Patent No.:** **US D752,495 S**  
(45) **Date of Patent:** **\*\* Mar. 29, 2016**

(54) **VEHICLE WHEEL**

(71) Applicant: **Bayerische Motoren Werke  
Aktiengesellschaft, Munich (DE)**

(72) Inventor: **Benjamin Garbas, Munich (DE)**

(73) Assignee: **Bayerische Motoren Werke  
Aktiengesellschaft, Munich (DE)**

(\*\*) Term: **14 Years**

(21) Appl. No.: **29/499,739**

(22) Filed: **Aug. 19, 2014**

(30) **Foreign Application Priority Data**

Feb. 20, 2014 (DE) ..... 40 2014 100 170

(51) **LOC (10) Cl.** ..... **12-16**

(52) **U.S. Cl.**  
USPC ..... **D12/209**

(58) **Field of Classification Search**  
USPC ..... D12/204-213  
CPC ..... B60B 7/00; B60B 7/02; B60B 7/04;  
B60B 7/01; B60B 7/06; B60B 3/02; B60B  
3/04; B60B 3/06; B60B 3/10; B60B 1/00;  
B60B 1/08; B60B 1/10; B60B 1/12

See application file for complete search history.

(56) **References Cited**

**U.S. PATENT DOCUMENTS**

D380,432 S 7/1997 Hettler  
D488,420 S \* 4/2004 Murkett et al. .... D12/209  
D506,717 S \* 6/2005 Gallert ..... D12/209  
D513,487 S \* 1/2006 Wachtler ..... D12/209  
D522,434 S \* 6/2006 Langer ..... D12/209  
D581,853 S \* 12/2008 Rak ..... D12/211  
D589,428 S \* 3/2009 Scheu ..... D12/211

D597,919 S \* 8/2009 Atwell ..... D12/211  
D605,574 S \* 12/2009 Abdallah ..... D12/211  
D609,623 S \* 2/2010 Gallert ..... D12/209  
D638,771 S \* 5/2011 Chung ..... D12/211  
D649,102 S \* 11/2011 Gallert ..... D12/211  
D673,100 S \* 12/2012 Mueller-Stolz ..... D12/211  
D684,519 S 6/2013 Garbas  
D696,175 S \* 12/2013 Garbas ..... D12/209  
D697,006 S \* 1/2014 Schneider ..... D12/209  
D706,701 S \* 6/2014 Mays et al. .... D12/211  
D708,112 S \* 7/2014 Mays et al. .... D12/211  
D732,454 S \* 6/2015 Szews ..... D12/211

**FOREIGN PATENT DOCUMENTS**

EM 001674441-0002 12/2010  
EM 002144352-0001 7/2014  
WO DM/028737 2/1994  
WO DM/030470 8/1994  
WO DM/058758 3/2002

\* cited by examiner

*Primary Examiner* — Stacia Cadmus

(74) *Attorney, Agent, or Firm* — Crowell & Moring LLP

(57) **CLAIM**

The ornamental design for a vehicle wheel, as shown and described.

**DESCRIPTION**

FIG. 1 is a perspective view of a vehicle wheel according to the design;  
FIG. 2 is an additional perspective view thereof;  
FIG. 3 is an additional perspective view thereof;  
FIG. 4 is a front view thereof;  
FIG. 5 is a rear view thereof in a lighter gray scale, representing environmental features that form no part of the claimed design; and,  
FIG. 6 is a side view thereof.

**1 Claim, 6 Drawing Sheets**







Fig. 1



Fig. 2



Fig. 3



Fig. 4




Fig. 5




Fig. 6